

WR-19 45 Degree Waveguide Left-hand Twist Using a UG-383/U-Mod Flange And a 40 GHz to 60 GHz Frequency Range

The SMW19TW1002 is a 45 degree left hand waveguide twist that is part of a family of precision manufactured twists with a round flange per MIL-DTL-85. The family includes right and left hand 45 degree twists as well as 90 degree twists. These twists are offered in the Ka through W waveguide bands (18 to 110 GHz).

Electrical Specifications

Description	Min	Typ	Max	Units
Frequency Range	40		60	GHz
VSWR			1.25:1	
Insertion Loss			0.5	dB

Mechanical Specifications

Waveguide Size: WR-19
Section Length: 1.5 in [38.1 mm]

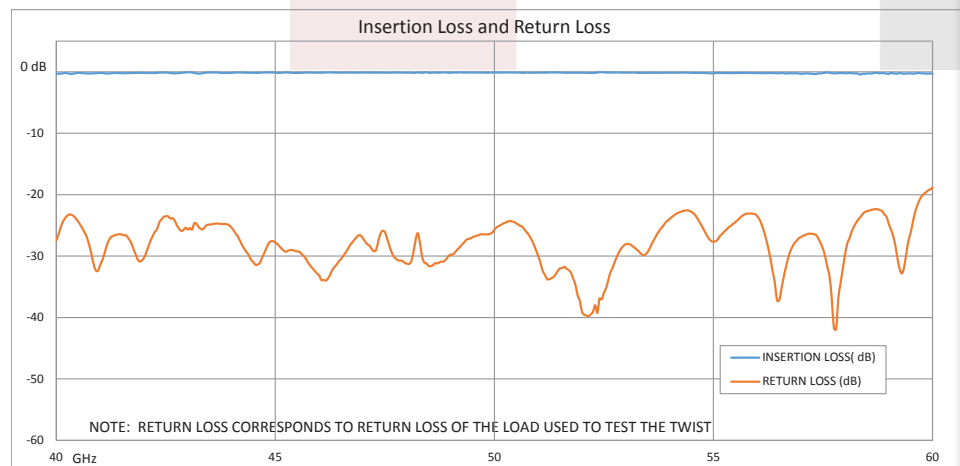
Description	Flange 1	Waveguide	Flange 2
Interface	UG-383/U-Mod	WR-19	UG-383/U-Mod
Material	Brass	Brass	Brass
Plating	Gold	Gold	Gold
Color	Gold	Gold	Gold

Compliance Certifications (see [product page](#) for current document)

Plotted and Other Data

Notes:
• Notes, Plotted Data

Typical Performance Data



Features:

- WR-19
- 40 to 60 GHz
- UG-383/U-Mod Flange
- 45° Left Hand (Counter Clockwise) Twist
- Gold Plated

Applications:

- Instrumentation
- Precision measurements
- Prototyping and characterization
- Production Systems


Fairview Microwave
1130 Junction Dr. #100
Allen, TX 75013
Tel: 1-800-715-4396 / (972) 649-6678
Fax: (972) 649-6689
www.fairviewmicrowave.com
sales@fairviewmicrowave.com

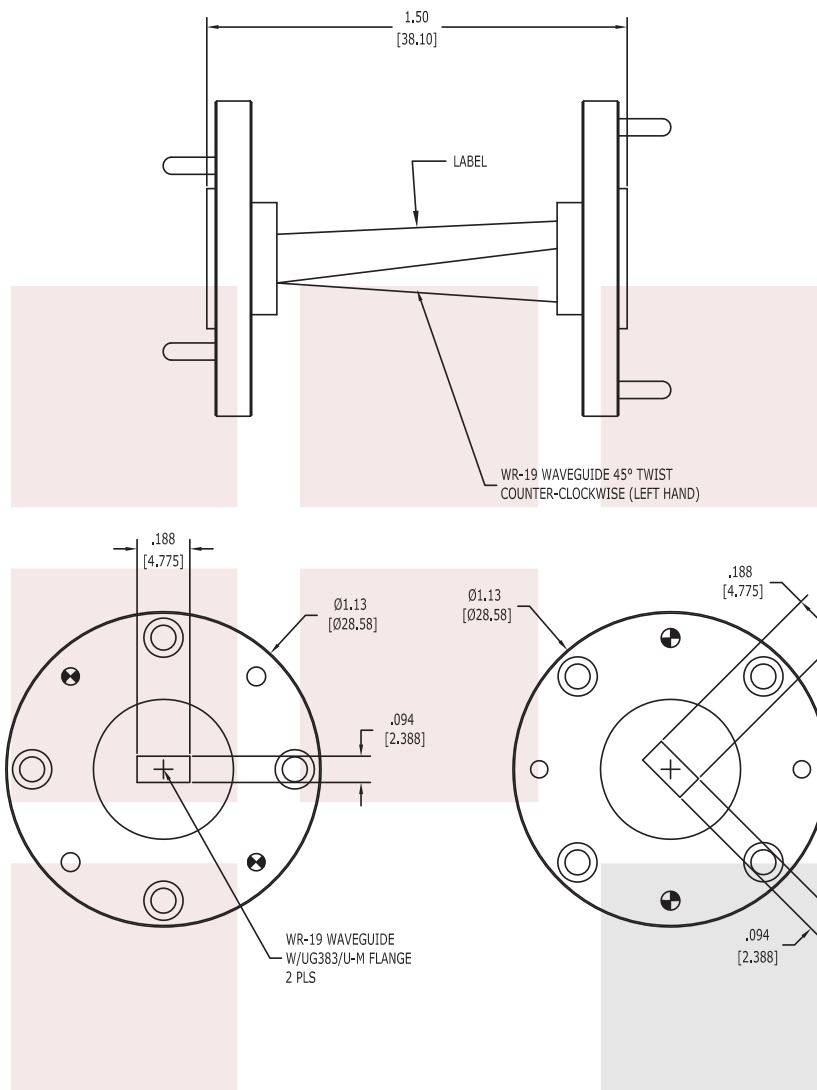
WR-19 45 Degree Waveguide Left-hand Twist Using a UG-383/U-Mod Flange And a 40 GHz to 60 GHz Frequency Range from Fairview Microwave is in-stock and available to ship same-day. All of our RF/microwave products are available off-the-shelf from our ISO 9001:2008 certified facilities in Allen, Texas. Fairview Microwave is RF on-demand.

For additional information on this product, please click the following link: [WR-19 45 Degree Waveguide Left-hand Twist Using a UG-383/U-Mod Flange And a 40 GHz to 60 GHz Frequency Range SMW19TW1002](#)

URL: <https://www.fairviewmicrowave.com/wr-19-45-waveguide-twist-ug383mod-40-60-ghz-smw19tw1002-p.aspx>

The information contained in this document is accurate to the best of our knowledge and representative of the part described herein. It may be necessary to make modifications to the part and/or the documentation of the part, in order to implement improvements. Fairview Microwave reserves the right to make such changes as required. Unless otherwise stated, all specifications are nominal. Fairview Microwave does not make any representation or warranty regarding the suitability of the part described herein for any particular purpose, and Fairview Microwave does not assume any liability arising out of the use of any part or documentation.





UNLESS OTHERWISE SPECIFIED:

DIMENSIONS ARE IN: inches
[mm]

TOLERANCES ARE:
.XX ± .01 [± .25]
.XXX ± .005 [± .127]

* THESE DIMENSIONS AND TOLERANCES SUPERSEDE NOTE #1 ON TITLE BLOCK.

FAIRVIEW MICROWAVE INC. ALLEN, TX 75013 WWW.FAIRVIEWMICROWAVE.COM		NOTES: 1. UNLESS OTHERWISE SPECIFIED ALL DIMENSIONS ARE NOMINAL. 2. ALL SPECIFICATIONS ARE SUBJECT TO CHANGE WITHOUT NOTICE AT ANY TIME. 3. DIMENSIONS ARE IN INCHES [mm].			
TITLE WR-19 45 Degree Waveguide Left-hand Twist Using a UG-383/U-Mod Flange And a 40 GHz to 60 GHz Frequency Range		DWG NO SMW19TW1002		CAGE CODE 3FKR5	
CAD FILE	101215	SHEET	SCALE	N/A	SIZE A 2233