

WR-62 Waveguide Section 3 Inch Length Straight Using UG-419/U Flange With a 12.4 GHz to 18 GHz Frequency Range in Instrumentation Grade

Fairview Microwave carries a wide variety of waveguide sections ranging from WR-12 to WR-137. These waveguide sections include grooved and non-grooved designs. Standard lengths of our waveguide sections include 3", 6", 9", and 12" (custom lengths available upon request). For ease of identification, our commercial grade waveguide sections are painted grey while our instrumentation grade waveguide sections are gold plated. Our instrumentation grade waveguide sections were designed with precision tolerances as tight as $\pm 0.001"$ and were constructed of a high grade oxygen free copper to ensure repeatable RF performance.

Electrical Specifications*

Description	Min	Typ	Max	Units
Frequency Range	12.4		18	GHz
VSWR			1.06:1	
Insertion Loss			0.07 [0.23]	dB/ft [dB/m]

* Values at 25°C, sea level

Mechanical Specifications

Waveguide Size	WR-62
Waveguide Design	Instrumentation Grade
Section Length	3 in [76.2 mm]
Flange 1	
Interface	UG-419/U
Material	Oxygen Free Hard Copper
Plating	Hard Gold over Copper Flash
Waveguide	
Interface	WR-62
Material	Oxygen Free Hard Copper
Plating	Hard Gold over Copper Flash
Flange 2	
Interface	UG-419/U
Material	Oxygen Free Hard Copper
Plating	Hard Gold over Copper Flash

Compliance Certifications (visit www.FairviewMicrowave.com for current document)

Plotted and Other Data

Notes:

- Values at 25 °C, sea level

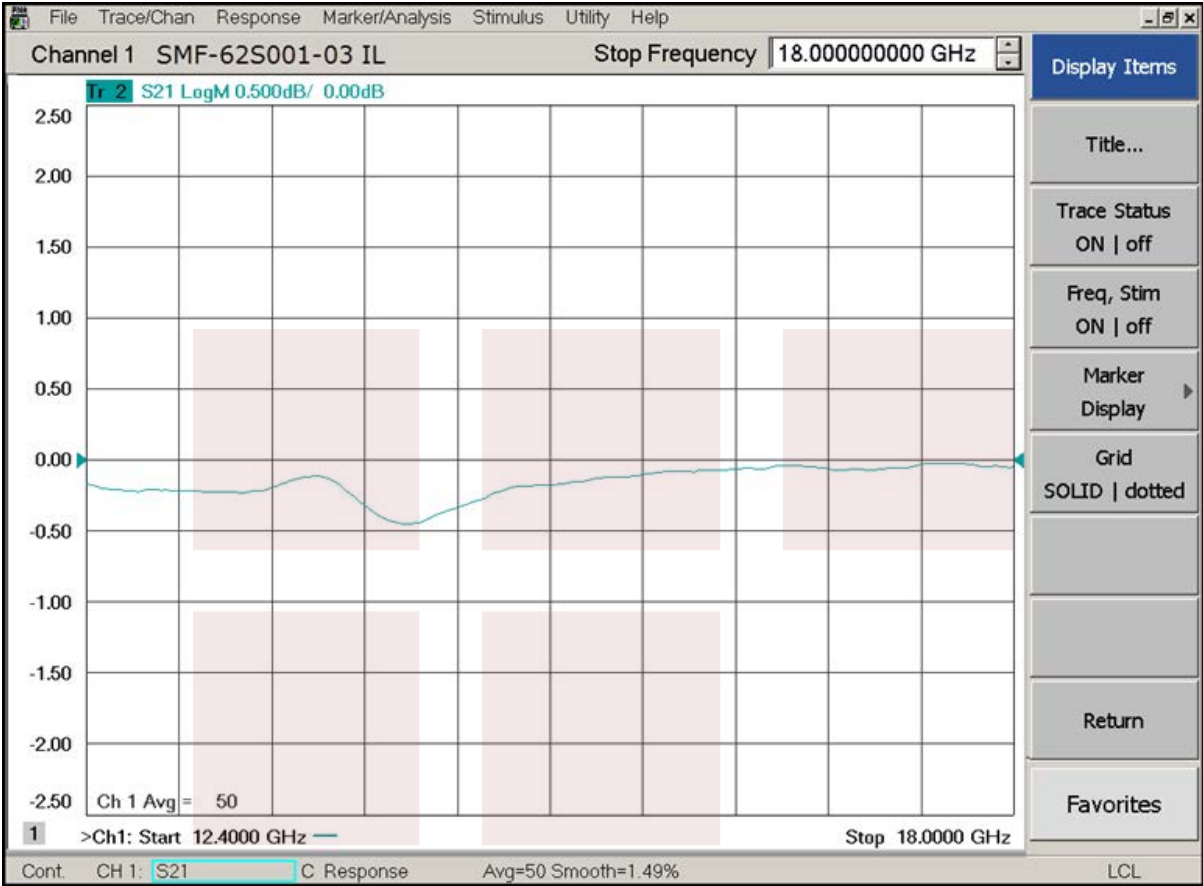


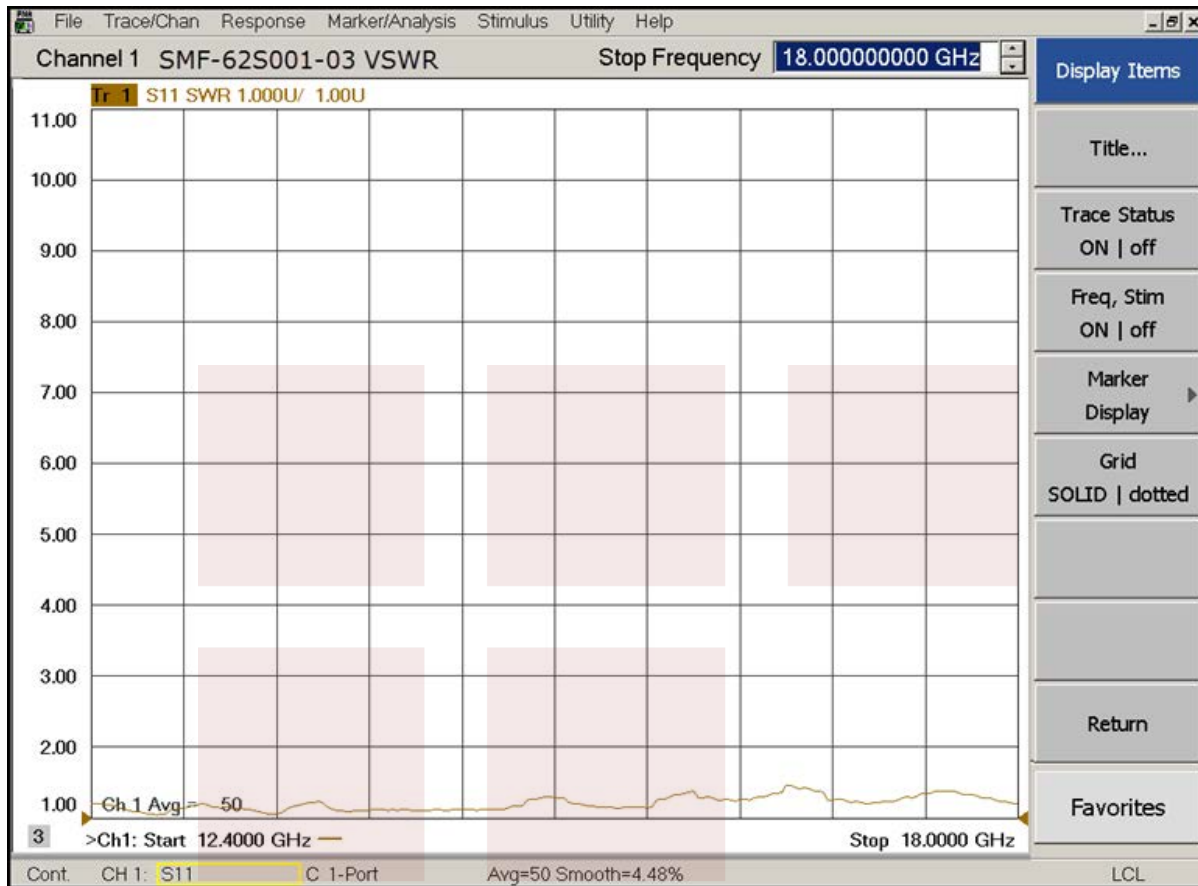
Features:

- Commercial grade and instrumentation grade sections and bends covering frequency ranges from 5.8 GHz to 90 GHz
- Wide variety of flange types, including grooved and non-grooved designs
- Custom lengths available upon request
- Precision waveguide mechanical tolerances as tight as $\pm 0.001"$
- Comprehensive waveguide offering also includes Bends, Filters, Terminations, and Waveguide to Coaxial Adapters

Fairview Microwave
1130 Junction Dr. #100
Allen, TX 75013
Tel: 1-800-715-4396 / (972) 649-6678
Fax: (972) 649-6689
www.fairviewmicrowave.com
sales@fairviewmicrowave.com

Typical Performance Data



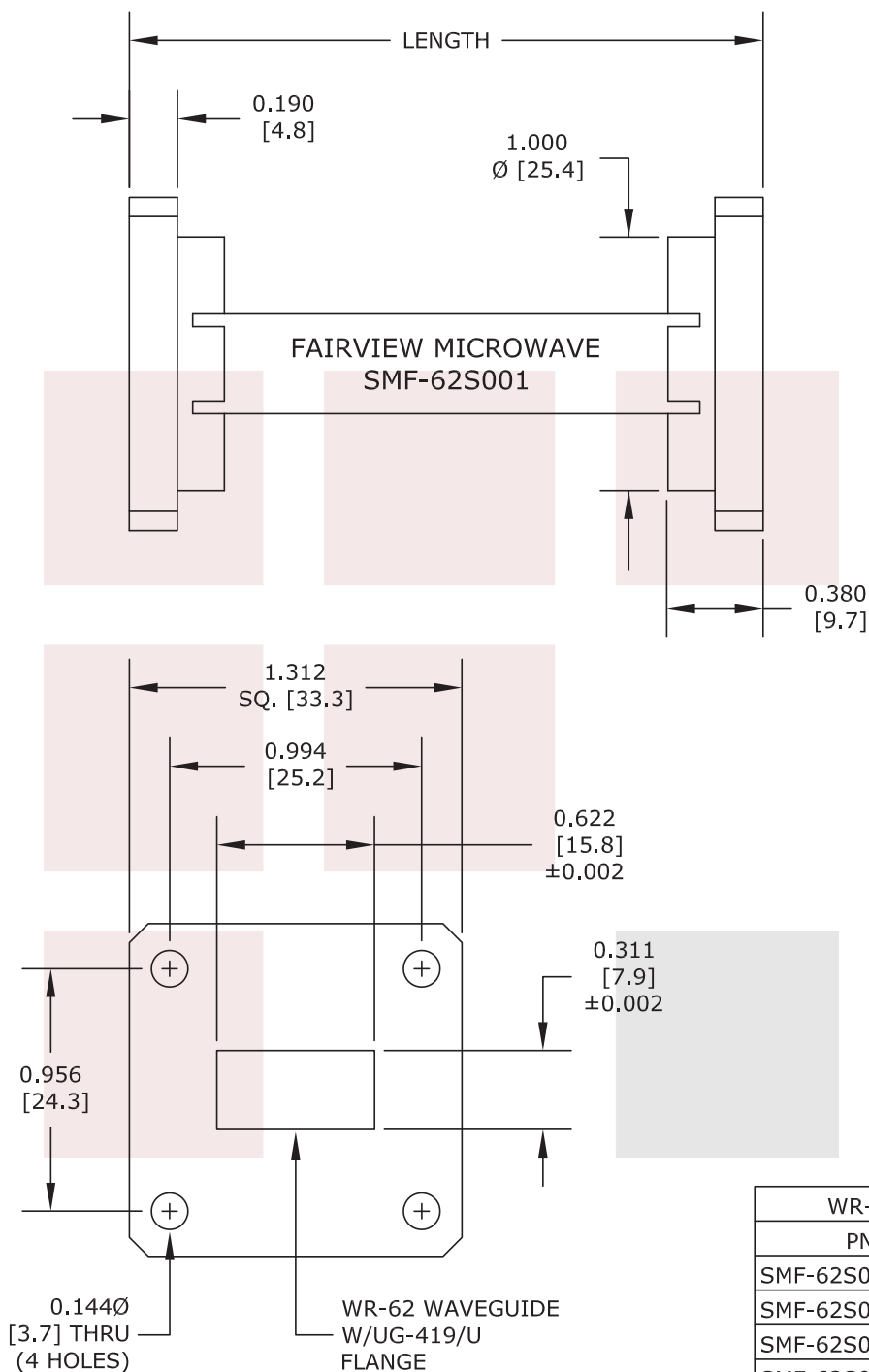


WR-62 Waveguide Section 3 Inch Length Straight Using UG-419/U Flange With a 12.4 GHz to 18 GHz Frequency Range in Instrumentation Grade from Fairview Microwave is in-stock and available to ship same-day. All of our RF/microwave products are available off-the-shelf from our ISO 9001:2008 certified facilities in Allen, Texas. Fairview Microwave is RF on-demand.

For additional information on this product, please click the following link: [WR-62 Waveguide Section 3 Inch Length Straight Using UG-419/U Flange With a 12.4 GHz to 18 GHz Frequency Range in Instrumentation Grade SMF-62S001-03](http://www.fairviewmicrowave.com/wr-62-waveguide-section-ug-419-flange-12.4-18-ghz-smf-62s001-03-p.aspx)

URL: <http://www.fairviewmicrowave.com/wr-62-waveguide-section-ug-419-flange-12.4-18-ghz-smf-62s001-03-p.aspx>

The information contained in this document is accurate to the best of our knowledge and representative of the part described herein. It may be necessary to make modifications to the part and/or the documentation of the part, in order to implement improvements. Fairview Microwave reserves the right to make such changes as required. Unless otherwise stated, all specifications are nominal. Fairview Microwave does not make any representation or warranty regarding the suitability of the part described herein for any particular purpose, and Fairview Microwave does not assume any liability arising out of the use of any part or documentation.



WR-28	
PN	Length
SMF-62S001-3	3 in.
SMF-62S001-6	6 in.
SMF-62S001-9	9 in.
SMF-62S001-12	12 in.

FAIRVIEW MICROWAVE INC.

ALLEN, TX 75013 WWW.FAIRVIEWMICROWAVE.COM

NOTES:

1. UNLESS OTHERWISE SPECIFIED ALL DIMENSIONS ARE NOMINAL.
2. ALL SPECIFICATIONS ARE SUBJECT TO CHANGE WITHOUT NOTICE AT ANY TIME.
3. DIMENSIONS ARE IN INCHES [mm].

TITLE

WR-62 Waveguide Section 3 Inch Length Straight
Using UG-419/U Flange With a 12.4 GHz to 18 GHz
Frequency Range in Instrumentation Grade

DWG NO

SMF-62S001

CAGE CODE

3FKR5

CAD FILE

100614

SHEET

SCALE

N/A

SIZE

A 2233