

## RP N Female to RP N Female Adapter

### Electrical Specifications

Frequency Range DC to 11 GHz  
Maximum VSWR 1.3:1

### Specifications by Frequency

Description	F1	F2	F3	F4	F5	Units
Range	DC to 11					GHz

### Mechanical Specifications

#### Size

Length  
Width

1.75 in [44.45 mm]  
0.665 in [16.89 mm]

#### Connector 1

Type  
Inner Conductor Material and Plating  
Body Material and Plating  
Dielectric Type

N Female Reverse Polarity  
Silver  
Brass, Nickel  
PTFE

#### Connector 2

Type  
Inner Conductor Material and Plating  
Body Material and Plating  
Dielectric Type

N Female Reverse Polarity  
Silver  
Brass, Nickel  
PTFE

### Environmental Specifications

#### Compliance Certifications (visit [www.FairviewMicrowave.com](http://www.FairviewMicrowave.com) for current document)

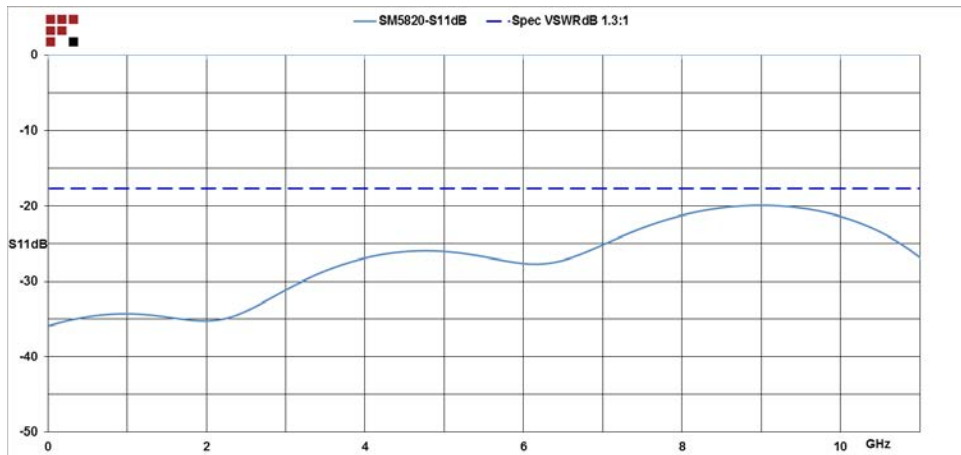
RoHS Compliant Yes

### Plotted and Other Data

Notes:

- Values at 25 °C, sea level

#### Typical Performance Data



### Features:

- Connector 1: N Female Reverse Polarity
- Impedance 1: 50 Ohms
- Connector 2: N Female Reverse Polarity
- Impedance 2: 50 Ohms
- Adapter Design: Standard
- Body Style: Straight


Fairview Microwave  
1130 Junction Dr. #100  
Allen, TX 75013  
Tel: 1-800-715-4396 / (972) 649-6678  
Fax: (972) 649-6689  
[www.fairviewmicrowave.com](http://www.fairviewmicrowave.com)  
[sales@fairviewmicrowave.com](mailto:sales@fairviewmicrowave.com)

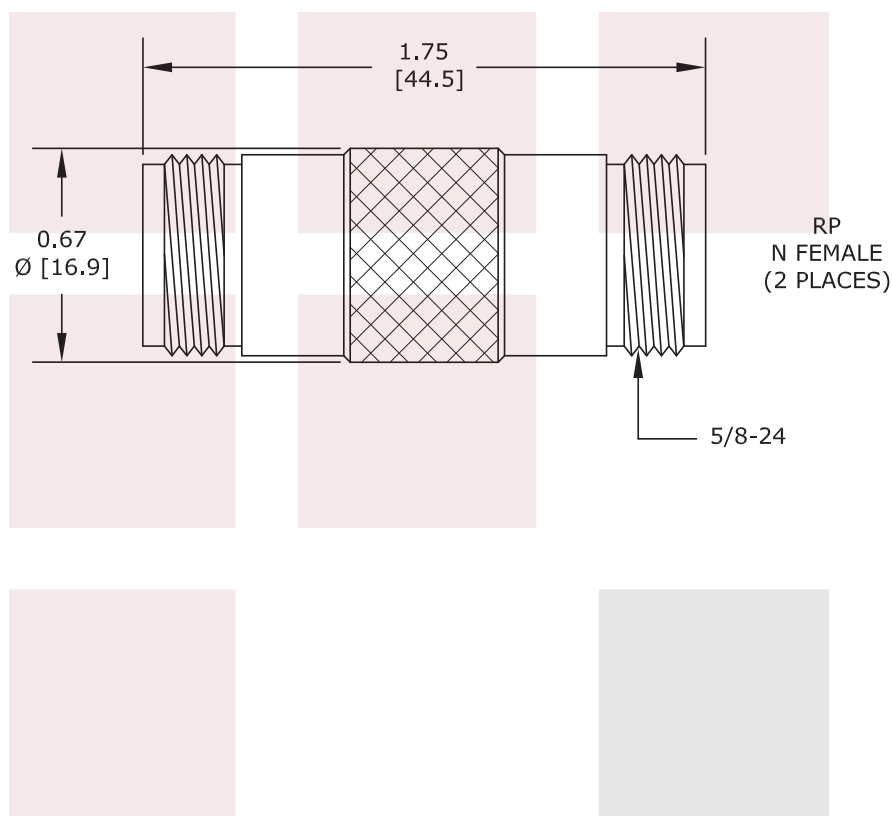
RP N Female to RP N Female Adapter from Fairview Microwave is in-stock and available to ship same-day. All of our RF/microwave products are available off-the-shelf from our ISO 9001:2008 certified facilities in Allen, Texas. Fairview Microwave is RF on-demand.

For additional information on this product, please click the following link: [RP N Female to RP N Female Adapter SM5820](#)

URL: <http://www.fairviewmicrowave.com/rp-n-female-rp-n-female-adapter-sm5820-p.aspx>

The information contained in this document is accurate to the best of our knowledge and representative of the part described herein. It may be necessary to make modifications to the part and/or the documentation of the part, in order to implement improvements. Fairview Microwave reserves the right to make such changes as required. Unless otherwise stated, all specifications are nominal. Fairview Microwave does not make any representation or warranty regarding the suitability of the part described herein for any particular purpose, and Fairview Microwave does not assume any liability arising out of the use of any part or documentation.





<b>FAIRVIEW MICROWAVE INC.</b> ALLEN, TX 75013 WWW.FAIRVIEWMICROWAVE.COM		NOTES: 1. UNLESS OTHERWISE SPECIFIED ALL DIMENSIONS ARE NOMINAL. 2. ALL SPECIFICATIONS ARE SUBJECT TO CHANGE WITHOUT NOTICE AT ANY TIME. 3. DIMENSIONS ARE IN INCHES [mm].			
<b>TITLE</b> RP N Female to RP N Female Adapter	<b>DWG NO</b> SM5820		<b>CAGE CODE</b> 3FKR5		
	<b>CAD FILE</b> 101514	<b>SHEET</b>	<b>SCALE</b> N/A	<b>SIZE</b> A	150