

**20 dB Fixed Attenuator N Male To N Female Up To 6 GHz Rated To 2 Watts With Brass Tri-Metal Body**

Fairview Microwave carries a broad selection of fixed attenuators with a wide range of attenuation levels, frequency ranges, and power dissipation ranges. Also known as RF pads, RF microwave attenuators lower the amplitude of a signal (or attenuate) a known amount. These attenuator pads can be used in a wide variety of applications including reducing a signal level to protect measurement equipment or other circuitry, extending the range of power meters and amplifiers, and impedance matching circuits by reducing the VSWR seen by adjacent components. RF attenuators can prevent signal overload in amplifiers, receivers and detectors, adjusting the signal level to a range that is optimal.

Few RF components are as commonly used as fixed coaxial attenuators, and Fairview Microwave carries one of the largest in-stock selections and ships them same day. The SA6021-20 is a 20 dB Fixed Attenuator that operates from DC to 6 GHz and is rated to 2 Watts. The versatile coaxial package uses N male to N female connectors and is also REACH and RoHS compliant.

**Electrical Specifications**

Description	Min	Typ	Max	Units
Frequency Range	DC		6	GHz
Impedance		50		Ohms
Nominal Attenuation		20		dB
Attenuation Accuracy		±1		dB
VSWR			1.25:1	
Input Power, CW derated linearly to 0.2W @ 125°C			2	Watts

**Specifications by Frequency**

Description	F1	F2	F3	F4	F5	Units
Range	DC to 3	3 to 6				GHz
VSWR, Max	1.15:1	1.25:1				

**Mechanical Specifications**

<b>Size</b>	
Length	1.71 in [43.43 mm]
Width/Diameter	0.79 in [20.07 mm]
Weight	0.11 lbs [49.9 g]
Body Material and Plating	Brass, Tri-Metal

**Configuration**

Design	Fixed, Bidirectional
Package Style	Connectorized



**Features:**

- Bidirectional
- DC to 6 GHz Frequency Range
- Attenuation 20±1 dB
- Max Power 2 Watts (CW)
- VSWR < 1.25:1

**Applications:**

- Instrumentation
- Precision measurements
- Prototyping and characterization
- Production systems

Fairview Microwave  
 1130 Junction Dr. #100  
 Allen, TX 75013  
 Tel: 1-800-715-4396 / (972) 649-6678  
 Fax: (972) 649-6689  
[www.fairviewmicrowave.com](http://www.fairviewmicrowave.com)  
[sales@fairviewmicrowave.com](mailto:sales@fairviewmicrowave.com)

**Connectors**

Description	Connector 1	Connector 2
Type	N Male	N Female
Connection Method	Standard	Standard
Polarity	Standard	Standard
Contact Material & Plating	Phosphor Bronze, Gold	Phosphor Bronze, Gold
Contact Plating Spec.	30 μ-inch	30 μ-inch
Dielectric Type	Teflon	Teflon
Coupling Nut Material & Plating	Brass, Tri-Metal	
Body Material & Plating	Brass, Tri-Metal	Brass, Tri-Metal

**Environmental Specifications**

**Temperature**

Operating Range	-55 to +125 deg C
Storage Range	-55 to +125 deg C

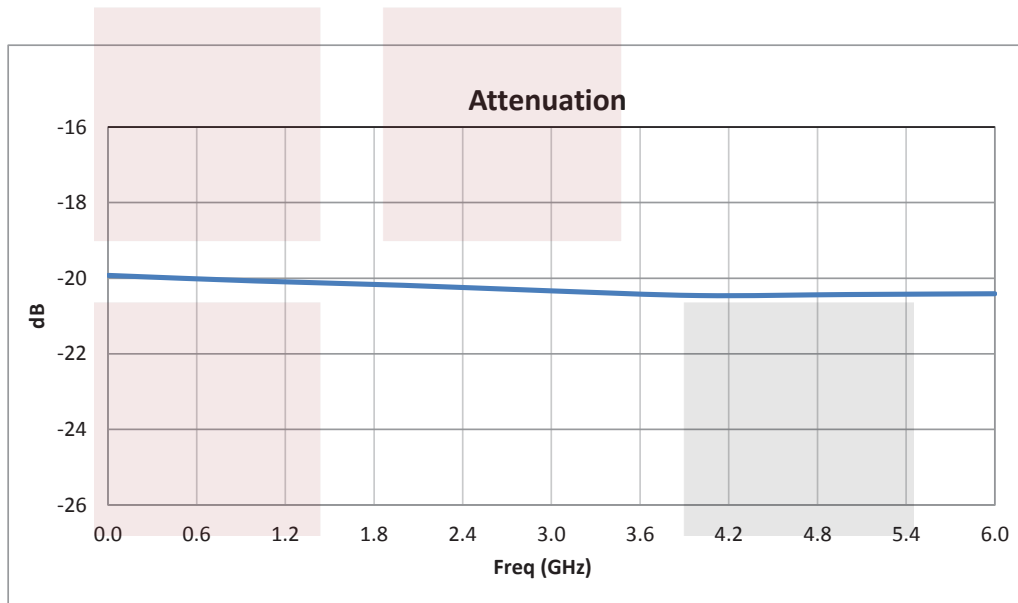
**Compliance Certifications** (visit [www.FairviewMicrowave.com](http://www.FairviewMicrowave.com) for current document)

RoHS Compliant	Yes
REACH Compliant	12/17/2015

**Plotted and Other Data**

Notes:

Typical Performance Data




20 dB Fixed Attenuator N Male To N Female Up To 6 GHz Rated To 2 Watts With Brass Tri-Metal Body from Fairview Microwave is in-stock and available to ship same-day. All of our RF/microwave products are available off-the-shelf from our ISO 9001:2008 certified facilities in Allen, Texas. Fairview Microwave is RF on-demand.

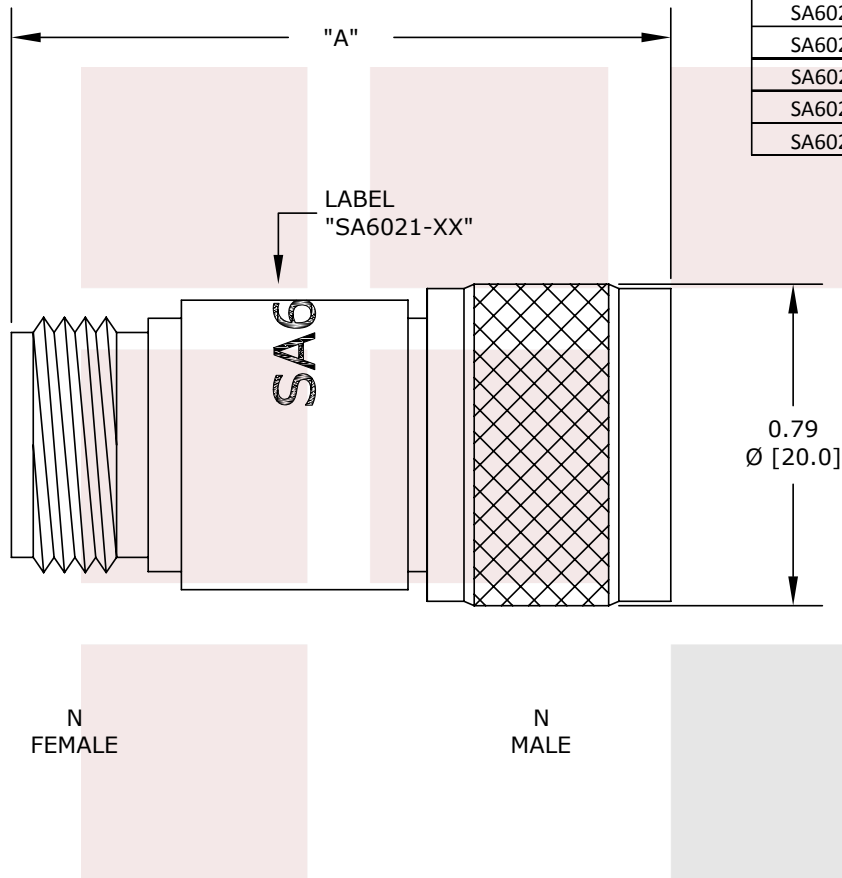
For additional information on this product, please click the following link: [20 dB Fixed Attenuator N Male To N Female Up To 6 GHz Rated To 2 Watts With Brass Tri-Metal Body SA6021-20](#)

URL: <http://www.fairviewmicrowave.com/20db-fixed-attenuator-n-male-n-female-2-watts-sa6021-20-p.aspx>

The information contained in this document is accurate to the best of our knowledge and representative of the part described herein. It may be necessary to make modifications to the part and/or the documentation of the part, in order to implement improvements. Fairview Microwave reserves the right to make such changes as required. Unless otherwise stated, all specifications are nominal. Fairview Microwave does not make any representation or warranty regarding the suitability of the part described herein for any particular purpose, and Fairview Microwave does not assume any liability arising out of the use of any part or documentation.



P/N	Atten.	Dim."A"
SA6021-01	1 dB	1.61
SA6021-02	2 dB	1.61
SA6021-03	3 dB	1.61
SA6021-05	5 dB	1.61
SA6021-06	6 dB	1.61
SA6021-08	8 dB	1.61
SA6021-10	10 dB	1.61
SA6021-15	15 dB	1.71
SA6021-20	20 dB	1.71
SA6021-30	40 dB	1.71



STANDARD TOLERANCES	
DECIMAL	
.XX	±0.01
.XXX	±0.005

\*STANDARD TOLERANCES APPLY ONLY TO DIMENSIONS IN INCHES

<b>FAIRVIEW MICROWAVE INC.</b> ALLEN, TX 75013 WWW.FAIRVIEWMICROWAVE.COM		NOTES: 1. UNLESS OTHERWISE SPECIFIED ALL DIMENSIONS ARE NOMINAL. 2. ALL SPECIFICATIONS ARE SUBJECT TO CHANGE WITHOUT NOTICE AT ANY TIME. 3. DIMENSIONS ARE IN INCHES [mm].			
TITLE 20 dB Fixed Attenuator N Male To N Female Up To 6 GHz Rated To 2 Watts With Brass Tri-Metal Body		DWG NO SA6021		CAGE CODE 3FKR5	
CAD FILE	102215	SHEET	SCALE	N/A	SIZE A 150