

4 dB Fixed Attenuator N Male (Plug) To N Female (Jack) Up  
To 3 GHz Rated To 2 Watts, Brass Tri-Metal Body, 1.25 VSWR



**SA3N-04**

**Features**

- DC to 3 GHz Frequency Range
- Attenuation 4±0.3 dB
- Max Power 2 Watts (CW)
- VSWR < 1.25:1

**Applications**

- Instrumentation
- Precision measurements
- Prototyping and characterization
- Production systems

**Description**

Fairview Microwave carries a broad selection of fixed attenuators with a wide range of attenuation levels, frequency ranges, and power dissipation ranges. Also known as RF pads, RF microwave attenuators lower the amplitude of a signal (or attenuate) a known amount. These attenuator pads can be used in a wide variety of applications including reducing a signal level to protect measurement equipment or other circuitry, extending the range of power meters and amplifiers, and impedance matching circuits by reducing the VSWR seen by adjacent components. RF attenuators can prevent signal overload in amplifiers, receivers and detectors, adjusting the signal level to a range that is optimal.

Few RF components are as commonly used as fixed coaxial attenuators, and Fairview Microwave carries one of the largest in-stock varieties and ships them same day. The SA3N-04 is a 4 dB Fixed Attenuator that operates from DC to 3 GHz and is rated to 2 Watts. The versatile coaxial package uses type N male to type N female connectors.

**Electrical Specifications**

Description	Minimum	Typical	Maximum	Units
Frequency Range	DC		3	GHz
Impedance		50		Ohms
Nominal Attenuation		4		dB
Attenuation Accuracy		0.3		dB
VSWR			1.25:1	
Input Power, CW			2	Watts

Electrical Specification Notes:  
Values at +25°C, sea level.

**Mechanical Specifications**

**Size**

Length	2.09 in [53.09 mm]
Width/Diameter	0.83 in [21.08 mm]
Height	0 in [0 mm]
Weight	0.157 lbs [71.21 g]
Body Material and Plating	Brass, Tri-Metal

**Configuration**

Design	Fixed
Package Style	Connectorized Module

4 dB Fixed Attenuator N Male (Plug) To N Female (Jack) Up  
To 3 GHz Rated To 2 Watts, Brass Tri-Metal Body, 1.25 VSWR



## SA3N-04

### Connectors

Description	Connector 1	Connector 2
Type	N Male	N Female
Contact Material and Plating	Beryllium Copper, Gold	Beryllium Copper, Gold
Body Material and Plating	Brass, Tri-Metal	Brass, Tri-Metal

### Environmental Specifications

#### Temperature

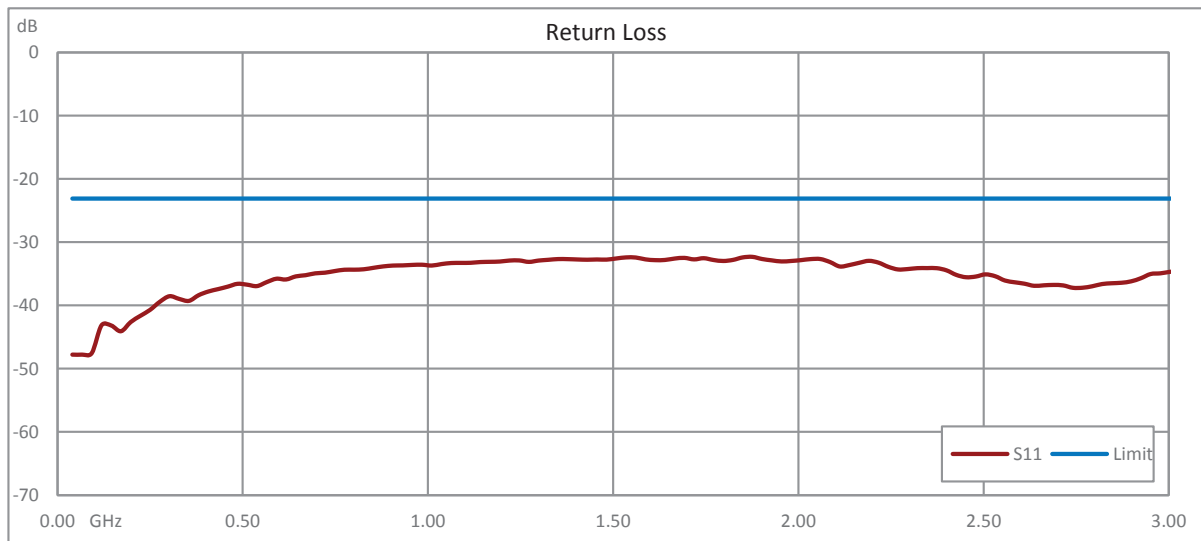
Operating Range -50 to +80 deg C

**Compliance Certifications** (see [product page](#) for current document)

### Plotted and Other Data

Notes:

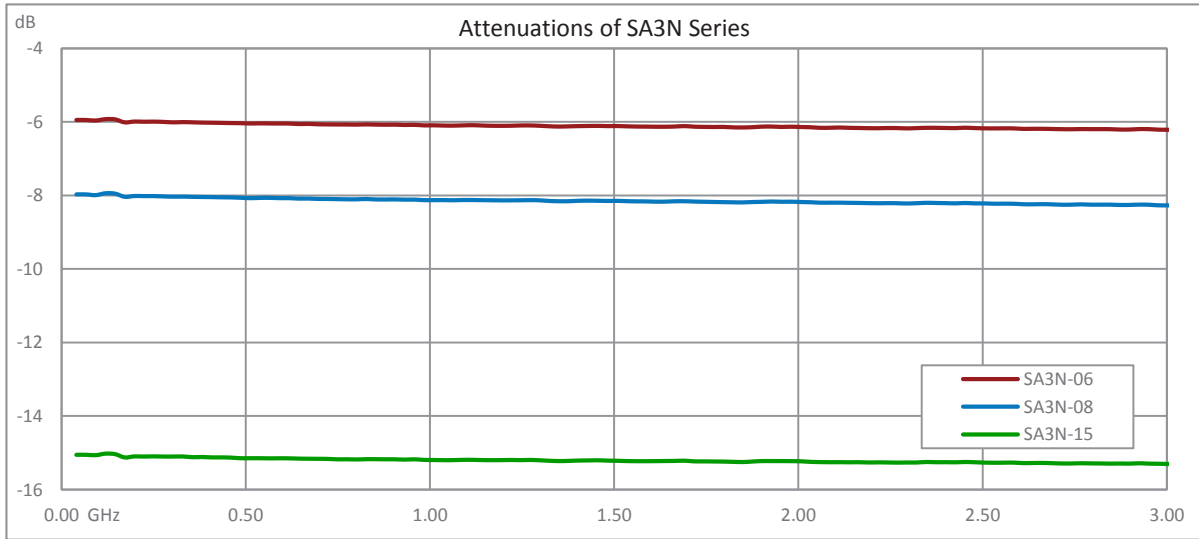
### Typical Performance Data



4 dB Fixed Attenuator N Male (Plug) To N Female (Jack) Up To 3 GHz Rated To 2 Watts, Brass Tri-Metal Body, 1.25 VSWR



**SA3N-04**



4 dB Fixed Attenuator N Male (Plug) To N Female (Jack) Up To 3 GHz Rated To 2 Watts, Brass Tri-Metal Body, 1.25 VSWR from Fairview Microwave is in-stock and available to ship same-day. All of our RF/microwave products are available off-the-shelf from our ISO 9001:2008 certified facilities in Lewisville, Texas. Fairview Microwave is RF on-demand.

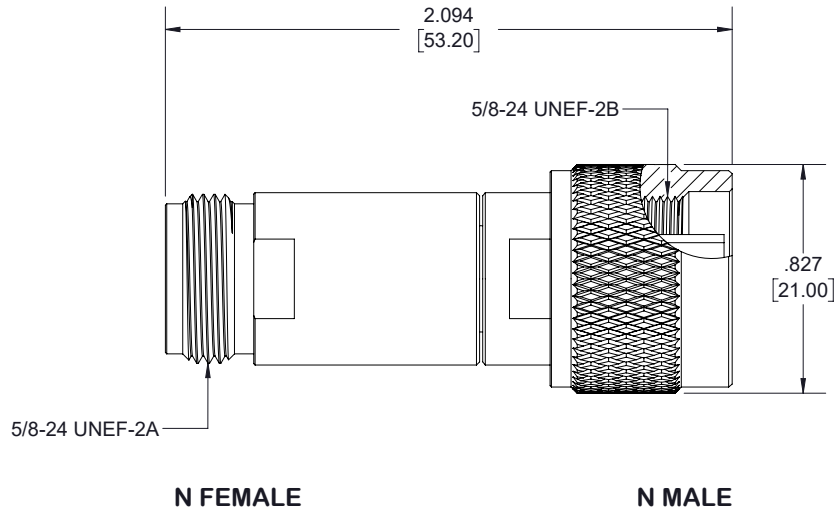
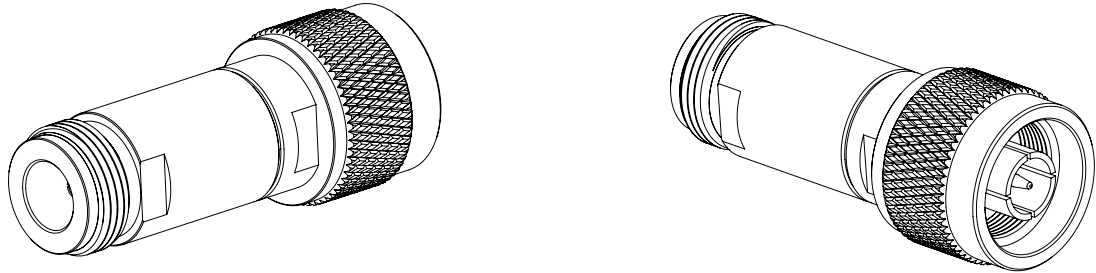
For additional information on this product, please click the following link: [4 dB Fixed Attenuator N Male \(Plug\) To N Female \(Jack\) Up To 3 GHz Rated To 2 Watts, Brass Tri-Metal Body, 1.25 VSWR SA3N-04](https://www.fairviewmicrowave.com/4db-fixed-attenuator-n-male-n-female-2-watts-sa3n-04-p.aspx)

URL: <https://www.fairviewmicrowave.com/4db-fixed-attenuator-n-male-n-female-2-watts-sa3n-04-p.aspx>

The information contained within this document is accurate to the best of our knowledge and representative of the part described herein. It may be necessary to make modifications to the part and/or the documentation of the part in order to implement improvements. Fairview Microwave reserves the right to make such changes as required. Unless otherwise stated, all specifications are nominal. Fairview Microwave does not make any representation or warranty regarding the suitability of the part described herein for any particular purpose, and Fairview Microwave does not assume liability arising out of the use of any part or document.

# SA3N-04 CAD Drawing

4 dB Fixed Attenuator N Male (Plug) To N Female (Jack) Up To 3 GHz  
 Rated To 2 Watts, Brass Tri-Metal Body, 1.25 VSWR



**STANDARD TOLERANCES**

- .X ±0.2
- .XX ±0.01
- .XXX ±0.005

\*STANDARD TOLERANCES APPLY ONLY TO DIMENSIONS IN INCHES

<b>FAIRVIEW MICROWAVE INC.</b> ALLEN, TX 75013 WWW.FAIRVIEWMICROWAVE.COM		NOTES: 1. UNLESS OTHERWISE SPECIFIED ALL DIMENSIONS ARE NOMINAL. 2. ALL SPECIFICATIONS ARE SUBJECT TO CHANGE WITHOUT NOTICE AT ANY TIME. 3. DIMENSIONS ARE IN INCHES [mm].				
TITLE	DWG NO	SA3N-04		CAGE CODE	3FKR5	
	CAD FILE	091817	SHEET	1 OF 1	SCALE	N/A
					SIZE	A 7361