

M39012/25—TNC Dust Caps

Figure 1 (Cap for TNC plug)

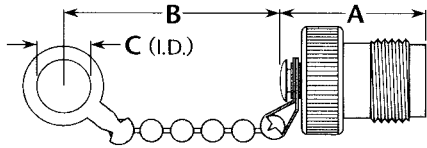


Figure 2 (Cap for TNC plug)

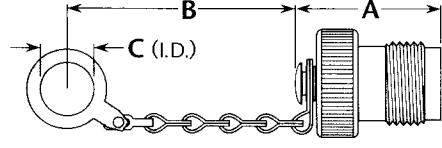


Figure 3 (Cap for TNC jack)

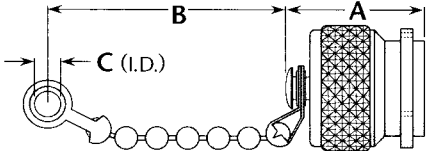
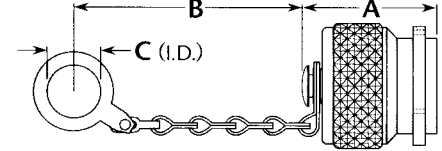


Figure 4 (Cap for TNC jack)



M39012 P/N	Figure	Dimensions			Chain Type	Plating	
		A	B	C		Body	Contact
M39012/25-0018	1	.68	3.25	.281	Bead	Silver	—
M39012/25-0019	2	.68	3.25	.281	Safety	Silver	—
M39012/25-0020	3	.70	2.25	.144	Bead	Silver	—
M39012/25-0021	4	.70	2.70	.515	Safety	Silver	—

M39012/26—TNC Straight Plug

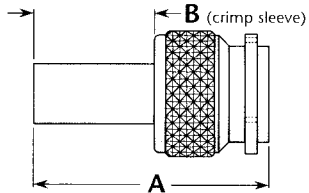


Figure 1

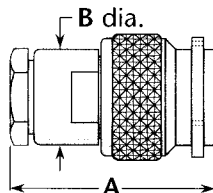


Figure 2



Coupling nut detail

M39012 P/N	Category	Cable Group	Figure	Dimensions		Plating		Assembly Procedure/ Trim Code
				A	B	Body	Contact	
M39012/26-0010	C	VIA	1	1.10	.50	Silver	Gold (C)	B / 19
M39012/26-0011	C	VIB	1	1.10	.50	Silver	Gold (C)	B / 19
M39012/26-0012	C	VIIA	1	1.10	.50	Silver	Gold (C)	B / 19
M39012/26-0013	C	IV	1	1.10	.50	Silver	Gold (C)	B / 19
M39012/26-0014	C	VIIB	1	1.10	.50	Silver	Gold (C)	B / 19
M39012/26-0018	A	II	2	1.06	.50	Silver	Gold (C)	A / 17
M39012/26-0022	C	IIA	1	1.04	.44	Silver	Gold (C)	Contact Factory
M39012/26-0023	C	V	1	1.10	.50	Silver	Gold (C)	B / 19
M39012/26-0101	A	VI	2	1.06	.50	Silver	Gold (C)	A / 17
M39012/26-0102	A	VII	2	1.06	.50	Silver	Gold (C)	A / 17
M39012/26-0103	A	IV	2	1.06	.50	Silver	Gold (C)	A / 17