


## Times Microwave LMR-400 75 Ohm Low Loss Flexible Coax Cable Black PE Jacket



### LMR-400-75-BULK

#### Configuration

- Low Loss, Outdoor Flexible Cable
- 2 Shield(s)

#### Features

- Max Operating Frequency of 2.5 GHz
- Low Loss Cable
- Phase Velocity 85% VoP

#### Applications

- Laboratory Applications
- General Purpose RF Interconnect

#### Description

LMR-400-75 coax cable from Fairview is only one of a large number of radio frequency twinaxial and coaxial cable types specifically stocked to be ready for quick shipment. Fairview Microwave LMR-400-75-BULK coax cable is manufactured in a flexible design and has a 75 Ohm impedance. This low loss flexible 75 Ohm coax cable LMR-400 LMR-400-75 is constructed with a 0.405 inch diameter and PE jacket.

LMR-400 LMR-400-75-BULK flexible 75 Ohm coax cable with PE jacket is rated for a 2.5 GHz maximum operating frequency. This 75 Ohm 0.405 inch diameter and low loss flexible coax cable is built with a shield count of 2 and RF shielding of 90 dB.

Fairview Microwave LMR-400-75 coax is constructed with PE (F) dielectric and a maximum operating temperature of 85 degrees C. Times Microwave LMR-400-75 coax cable specs for this wire properties can be found on its RF coax cable LMR-400-75 datasheet PDF specifications above.


LMR-400-75 cable is part of more than one million RF, microwave and millimeter wave parts in stock at Fairview. This Times Microwave low loss LMR-400-75 coax cable is ready to buy and can be shipped worldwide. Fairview also maintains a wide selection of other radio frequency twinaxial and coaxial cable types that ship same-day from our warehouse as with the rest of our other RF/microwave and millimeter wave components.

\* LMR™ is a trademark of Times Microwave Systems.

#### Electrical Specifications

Description	Minimum	Typical	Maximum	Units
Frequency Range	DC		2.5	GHz
Impedance		75		Ohms
Velocity of Propagation		85		%
Time Delay		1.2 [3.94]		ns/ft [ns/m]
Shielding Effectiveness	90			dB
Dielectric Withstanding Voltage (DC)			2,000	Vdc
Jacket Spark			5,000	Vrms
Inner Conductor DC Resistance			2.5	Ohms/1000ft
Outer Conductor DC Resistance			1.65	Ohms/1000ft
Nominal Capacitance		15.9 [52.17]		pF/ft [pF/m]
Nominal Inductance		0.09 [0.3]		uH/ft [uH/m]

## Times Microwave LMR-400 75 Ohm Low Loss Flexible Coax Cable Black PE Jacket



### LMR-400-75-BULK

#### Electrical Specifications

Description	Minimum	Typical	Maximum	Units
Input Power (Peak)			10	kWatts

#### Performance by Frequency Band

Description	F1	F2	F3	F4	F5	Units
Frequency	50	150	220	450	900	MHz
Attenuation, Typ	0.8	1.5	1.8	2.6	3.7	dB/100ft
	2.62	4.92	5.91	8.53	12.14	dB/100m
Input Power (CW), Max	2,310	1,320	1,080	740	520	Watts

Description	F6	F7	F8	F9	F10	Units
Frequency	1.5	1.8	2	2.5		GHz
Attenuation, Typ	4.9	5.4	5.7	6.4		dB/100ft
	16.08	17.72	18.7	21		dB/100m
Input Power (CW), Max	390	350	330	300		Watts

#### Mechanical Specifications

Diameter	0.405 in [10.29 mm]
Weight	0.072 lbs/ft [0.11 kg/m]
Min. Bend Radius (Installation)	1 in [25.4 mm]
Min. Bend Radius (Repeated)	4 in [101.6 mm]
Bending Moment	0.5 lbs-ft [0.68 N-m]
Tensile Strength	160 lbs [72.57 kg]
Flat Plate Crush	40 lbs/in [0.71 kg/mm]


#### Construction Specifications

Description	Material and Plating	Diameter
Inner Conductor	Copper, 1 Strand	0.065 in [1.65 mm]
Conductor Type	Solid	
Dielectric	PE (F)	0.285 in [7.24 mm]
First Shield	Aluminum Tape	
Second Shield	Tinned Copper	
Outer Conductor		0 in [0 mm]
Jacket	PE, Black	0.405 in [10.29 mm]

#### Environmental Specifications

Temperature Operating Range	-40 to +85 deg C
--------------------------------	------------------

## Times Microwave LMR-400 75 Ohm Low Loss Flexible Coax Cable Black PE Jacket



### LMR-400-75-BULK

Storage Range

-70 to +85 deg C

**Compliance Certifications** (see [product page](#) for current document)

#### Plotted and Other Data

Notes:

Times Microwave LMR-400 75 Ohm Low Loss Flexible Coax Cable Black PE Jacket from Fairview Microwave is in-stock and available to ship same-day. All of our RF/microwave products are available off-the-shelf from our ISO 9001:2008 certified facilities in Lewisville, Texas. Fairview Microwave is RF on-demand.

For additional information on this product, please click the following link: [Times Microwave LMR-400 75 Ohm Low Loss Flexible Coax Cable Black PE Jacket LMR-400-75-BULK](#)

URL: <https://www.fairviewmicrowave.com/lmr400-75-low-loss-flexible-coax-cable-pe-jacket-lmr-400-75-bulk-p.aspx>

The information contained within this document is accurate to the best of our knowledge and representative of the part described herein. It may be necessary to make modifications to the part and/or the documentation of the part in order to implement improvements. Fairview Microwave reserves the right to make such changes as required. Unless otherwise stated, all specifications are nominal. Fairview Microwave does not make any representation or warranty regarding the suitability of the part described herein for any particular purpose, and Fairview Microwave does not assume liability arising out of the use of any part or document.

**LMR-400-75-BULK CAD Drawing**  
 Times Microwave LMR-400 75 Ohm Low Loss Flexible Coax Cable Black PE Jacket

