

40 dB WR-34 Waveguide Crossguide Coupler with UG-1530/U Square Cover Flange and 2.92mm Female Coupled Port from 22 GHz to 33 GHz in Bronze

The FMWCT1046 is a 40 dB WR-34 four port crossguide coupler with one coupled port terminated (making it a three port coupler) and a coax adapter on the opposite coupled port. This coupler can be mounted directly into the waveguide signal path, connected via coax to allow signal sampling / monitoring. The coupler has a typical VSWR of 1.05:1 and are made of bronze with brass UG-1530/U Square Cover flanges. The FMWCT1046 is part of a family of cross guide couplers offered by Fairview with coupling values ranging from 20 to 50 dB. There is also a full family of top wall (broad wall) couplers. For the three port version of this coupler (terminated but no coax adapter) please see the FMWCT1002. For the four port version of this coupler (no termination, no coax adapter) please see the FMWCP1037.



Features:

- Three Port
- Crossguide Waveguide Coupler
- Terminated
- 40 dB Nominal Coupling Level
- 2.92mm Female Coax Adapter
- 22 GHz to 33 GHz Frequency Range
- Waveguide Body made of Bronze with Brass Flanges
- Low VSWR

Electrical Specifications

Description	Min	Typ	Max	Units
Frequency Range	22		33	GHz
Impedance		50		Ohms
Coupler				
Nominal Coupling Level		40		dB
Directivity		25		dB
Insertion Loss		0.1		dB
Main Line VSWR		1.05:1		
Termination				
Input Power (CW)			1	Watts
Waveguide to Coax Adapters				
VSWR		1.25:1		

Applications:

- Test Benches
- Radar
- Satellite
- Microwave Radio
- Attenuation Measurements
- Power Measurements
- Source Leveling

Mechanical Specifications

Interface

Waveguide Size	WR-34
Flange Type	Square Cover
Flange Designation	UG-1530/U
Flange Material and Plating	Brass
RF Connector Type	2.92mm Female

Coupler Body Material and Plating	Bronze
Termination Body Material and Plating	Bronze

Environmental Specifications

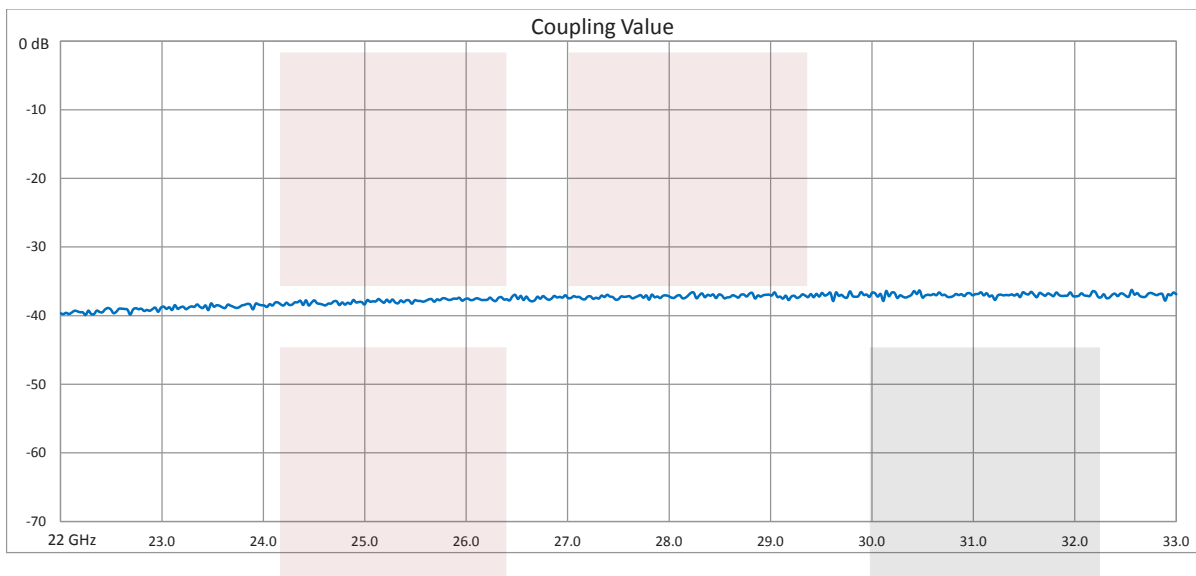
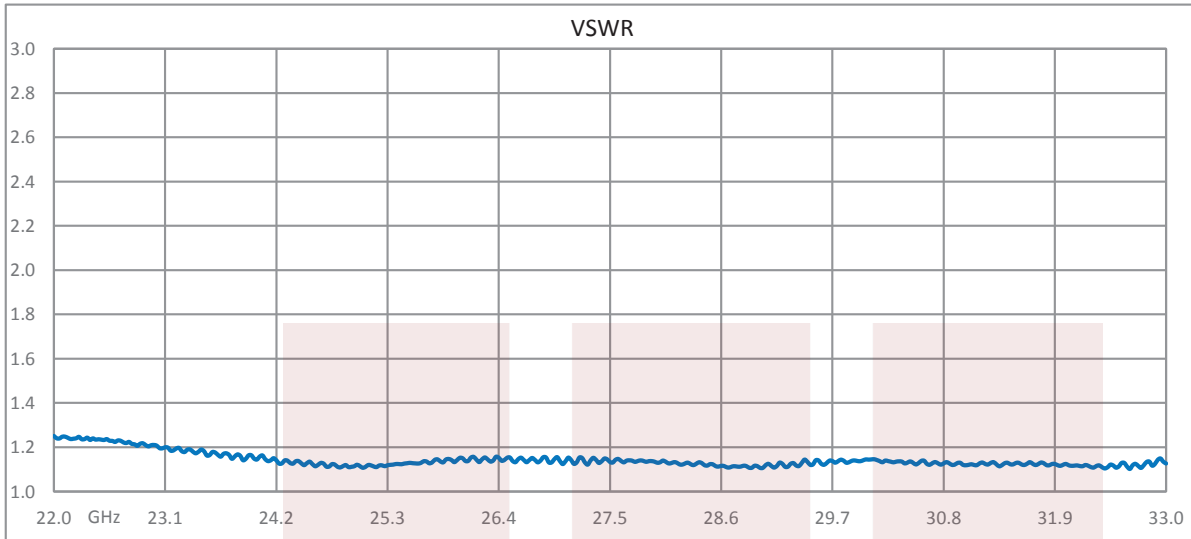
Compliance Certifications (see [product page](#) for current document)

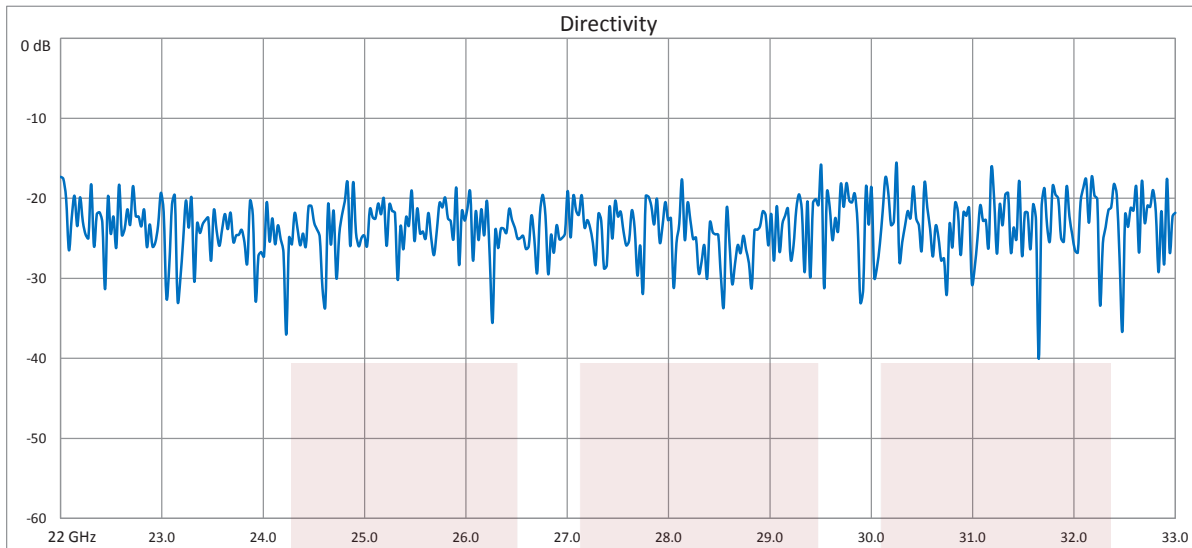
Plotted and Other Data

Notes:

Fairview Microwave
 1130 Junction Dr. #100
 Allen, TX 75013
 Tel: 1-800-715-4396 / (972) 649-6678
 Fax: (972) 649-6689
www.fairviewmicrowave.com
sales@fairviewmicrowave.com

Typical Performance Data



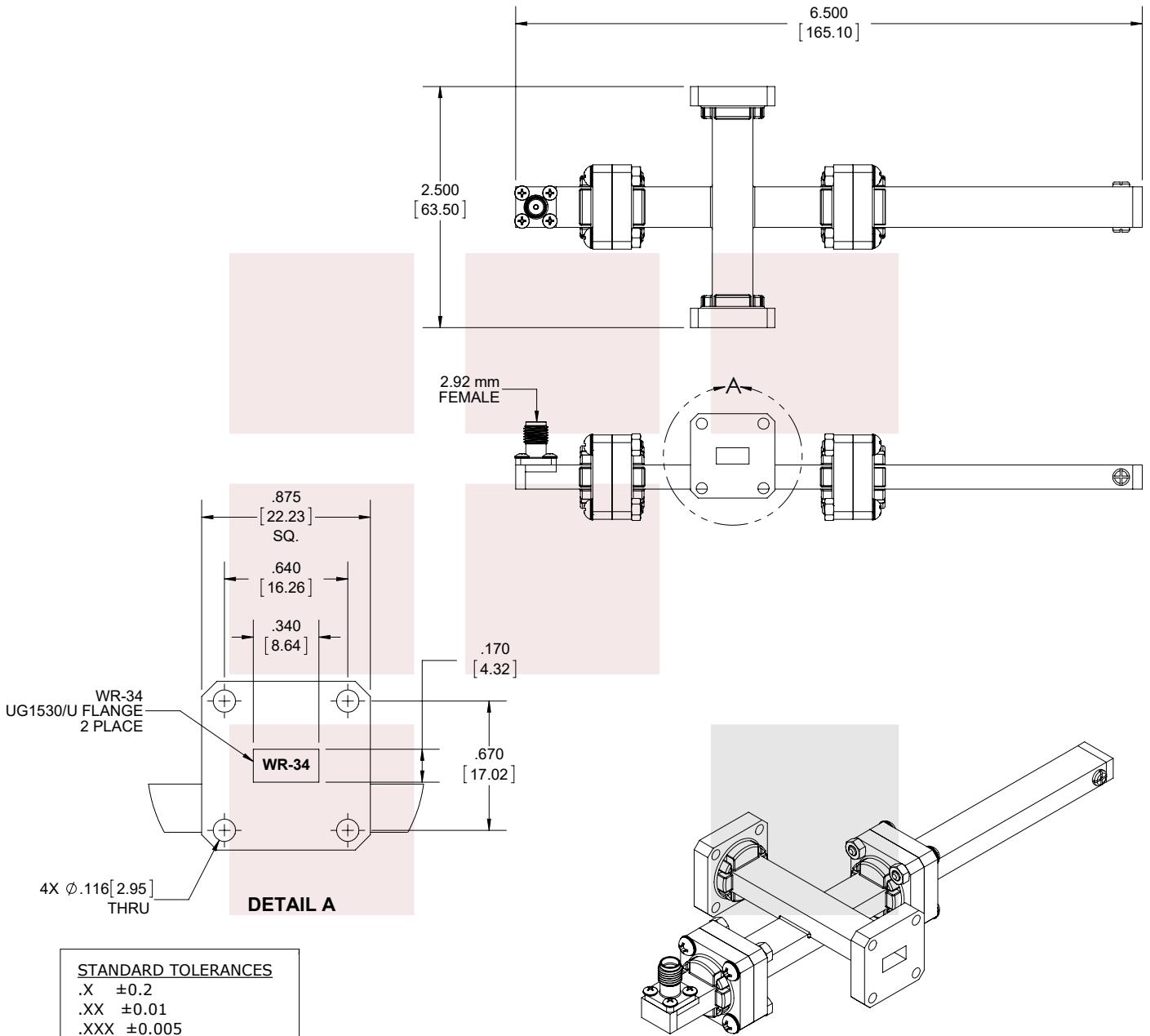


40 dB WR-34 Waveguide Crossguide Coupler with UG-1530/U Square Cover Flange and 2.92mm Female Coupled Port from 22 GHz to 33 GHz in Bronze from Fairview Microwave is in-stock and available to ship same-day. All of our RF/microwave products are available off-the-shelf from our ISO 9001:2008 certified facilities in Allen, Texas. Fairview Microwave is RF on-demand.

For additional information on this product, please click the following link: [40 dB WR-34 Waveguide Crossguide Coupler with UG-1530/U Square Cover Flange and 2.92mm Female Coupled Port from 22 GHz to 33 GHz in Bronze FMWCT1046](https://www.fairviewmicrowave.com/40db-wr34-waveguide-crossguide-coupler-ug1530-square-2.92mm-33ghz-fmwct1046-p.aspx)

URL: <https://www.fairviewmicrowave.com/40db-wr34-waveguide-crossguide-coupler-ug1530-square-2.92mm-33ghz-fmwct1046-p.aspx>

The information contained in this document is accurate to the best of our knowledge and representative of the part described herein. It may be necessary to make modifications to the part and/or the documentation of the part, in order to implement improvements. Fairview Microwave reserves the right to make such changes as required. Unless otherwise stated, all specifications are nominal. Fairview Microwave does not make any representation or warranty regarding the suitability of the part described herein for any particular purpose, and Fairview Microwave does not assume any liability arising out of the use of any part or documentation.



STANDARD TOLERANCES
 .X ±0.2
 .XX ±0.01
 .XXX ±0.005

*STANDARD TOLERANCES APPLY ONLY TO DIMENSIONS IN INCHES

FAIRVIEW MICROWAVE INC. ALLEN, TX 75013 WWW.FAIRVIEWMICROWAVE.COM		NOTES: 1. UNLESS OTHERWISE SPECIFIED ALL DIMENSIONS ARE NOMINAL. 2. ALL SPECIFICATIONS ARE SUBJECT TO CHANGE WITHOUT NOTICE AT ANY TIME. 3. DIMENSIONS ARE IN INCHES [mm].			
TITLE 40 dB WR-34 Waveguide Crossguide Coupler with UG-1530/U Square Cover Flange and 2.92mm Female Coupled Port from 22 GHz to 33 GHz in Bronze		DWG NO FMWCT1044		CAGE CODE 3FKR5	
CAD FILE	062617	SHEET	1 OF 1	SCALE	N/A
		SIZE	A		9999