

50 dB WR-34 Waveguide Crossguide 3 Port Coupler with UG-1530/U Square Cover Flange from 22 GHz to 33 GHz in Bronze

The FMWCT1003 is a 50 dB three port, terminated WR-34 crossguide waveguide coupler that operates in the frequency range of 22 to 33 GHz. The coupler has a typical VSWR of 1.05. These designs are made of Bronze with Brass UG-1530/U Square Cover Flanges. Fairview offers a complete family of crossguide couplers in both three port (terminated) and four port (unterminated) configurations that are in stock and ship on the same day. Top wall couplers are also available.

Electrical Specifications

Description	Min	Typ	Max	Units
Frequency Range	22		33	GHz
Coupler				
Nominal Coupling Level		50		dB
Directivity		10		dB
Insertion Loss		0.1		dB
Main Line VSWR		1.05:1		
Termination				
VSWR		1.25		
Input Power (CW)			1	Watts

Mechanical Specifications

Size		
Length		5.5 in [139.7 mm]
Width		2.5 in [63.5 mm]
Interface		
Waveguide Size		WR-34
Flange Type		Square Cover
Flange Designation		UG-1530/U
Flange Material and Plating		Brass
Coupler Body Material and Plating		Bronze
Termination Body Material and Plating		Bronze

Environmental Specifications

Compliance Certifications (see [product page](#) for current document)

Plotted and Other Data

Notes:



Features:

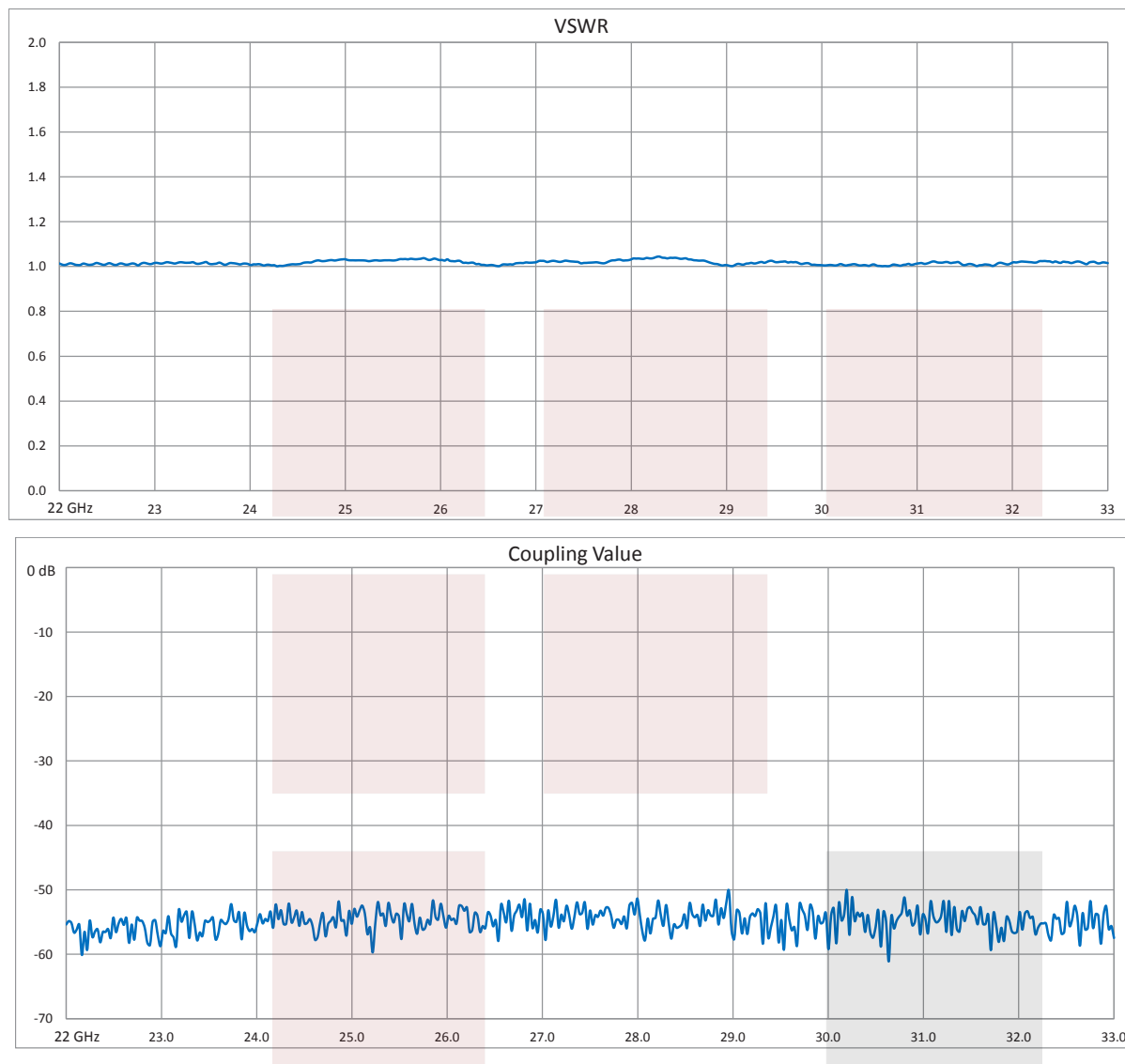
- Three Port
- Crossguide Waveguide Coupler
- Terminated
- 50 dB Nominal Coupling Level
- 22 GHz to 33 GHz Frequency Range
- Waveguide Body made of Bronze with Brass Flanges
- Low VSWR

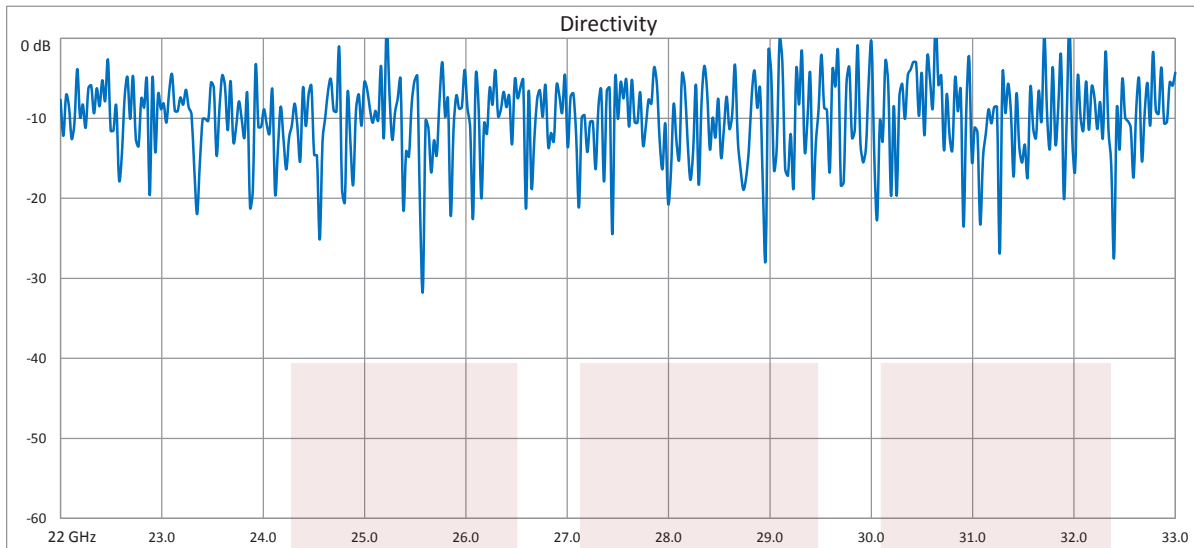
Applications:

- Test Benches
- Radar
- Satellite
- Microwave Radio
- Attenuation Measurements
- Power Measurements
- Source Leveling

Fairview Microwave
1130 Junction Dr. #100
Allen, TX 75013
Tel: 1-800-715-4396 / (972) 649-6678
Fax: (972) 649-6689
www.fairviewmicrowave.com
sales@fairviewmicrowave.com

Typical Performance Data



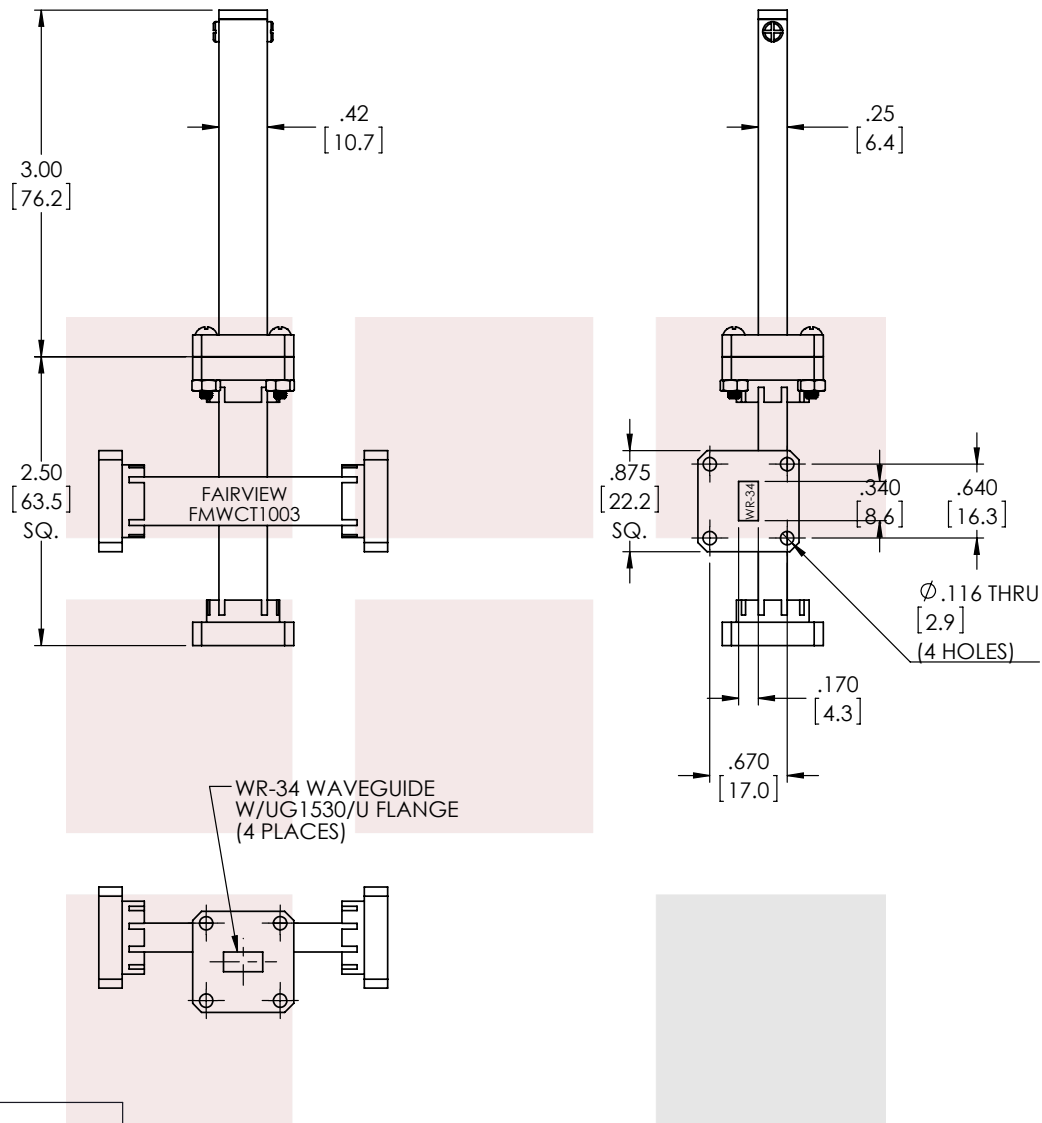


50 dB WR-34 Waveguide Crossguide 3 Port Coupler with UG-1530/U Square Cover Flange from 22 GHz to 33 GHz in Bronze from Fairview Microwave is in-stock and available to ship same-day. All of our RF/microwave products are available off-the-shelf from our ISO 9001:2008 certified facilities in Allen, Texas. Fairview Microwave is RF on-demand.

For additional information on this product, please click the following link: [50 dB WR-34 Waveguide Crossguide 3 Port Coupler with UG-1530/U Square Cover Flange from 22 GHz to 33 GHz in Bronze FMWCT1003](https://www.fairviewmicrowave.com/50-db-wr-34-waveguide-crossguide-coupler-ug1530-square-3-port-fmw-ct1003-p.aspx)

URL: <https://www.fairviewmicrowave.com/50-db-wr-34-waveguide-crossguide-coupler-ug1530-square-3-port-fmw-ct1003-p.aspx>

The information contained in this document is accurate to the best of our knowledge and representative of the part described herein. It may be necessary to make modifications to the part and/or the documentation of the part, in order to implement improvements. Fairview Microwave reserves the right to make such changes as required. Unless otherwise stated, all specifications are nominal. Fairview Microwave does not make any representation or warranty regarding the suitability of the part described herein for any particular purpose, and Fairview Microwave does not assume any liability arising out of the use of any part or documentation.



STANDARD TOLERANCES

.X	±0.2
.XX	±0.1
.XXX	±0.05

*STANDARD TOLERANCES APPLY
ONLY TO DIMENSIONS IN INCHES

FAIRVIEW MICROWAVE INC.

ALLEN, TX 75013 WWW.FAIRVIEWMICROWAVE.COM

NOTES:

1. UNLESS OTHERWISE SPECIFIED ALL DIMENSIONS ARE NOMINAL.
2. ALL SPECIFICATIONS ARE SUBJECT TO CHANGE WITHOUT NOTICE AT ANY TIME.
3. DIMENSIONS ARE IN INCHES [mm].

TITLE

50 dB WR-34 Waveguide Crossguide 3 Port Coupler
with UG-1530/U Square Cover Flange from 22 GHz to
33 GHz in Bronze

DWG NO

FMWCT1003

CAGE CODE

3FKR5

CAD FILE 050417

SHEET

SCALE N/A

SIZE A

CN_0992