

Conical Gain Horn Waveguide Antenna, WR-10, 87 GHz to 100 GHz, UG-387/U Round Cover Flange, 25 dBi Nominal Gain

Waveguide conical gain horn antennas are used in a wide variety of applications due to their high power handling capability, low loss, high directivity, and near constant electrical performance across a broad bandwidth. Fairview Microwave's FMWAN1052 WR-10 waveguide conical gain horn antenna operating from 87 GHz to 100 GHz with a nominal 25 dBi gain is part of our full line of RF components available for same-day shipping. This Fairview Microwave circular horn antenna has a gold plated brass body and a precision tolerance UG-387/U round cover flange. The FMWAN1052 WR-10 waveguide conical gain horn antenna offers low gain variation across its operating frequency range.

Configuration

Design	WR-10 Conical Gain Horn
Pattern	Directional
Polarization	Linear

Electrical Specifications

Description	Min	Typ	Max	Units
Frequency Range	87		100	GHz
Nominal Gain		25		dBi
Horizontal 3dB Beam Width		10		Deg
Vertical 3dB Beam Width		9		Deg
VSWR		1.15:1		

Mechanical Specifications

Size	
Length	3.07 in [77.98 mm]
Width/Diameter	1.04 in [26.42 mm]
Height	1.04 in [26.42 mm]
Weight	0.11 lbs [49.9 g]

Waveguide Interface

Waveguide Size	WR-10
Flange Type	Round Cover
Flange Designation	UG-387/U
Body Material and Plating	Brass, Gold



Features:

- Circular Waveguide Interface
- 87 GHz to 100 GHz
- 25 dBi Nominal Gain
- UG-387/U Round Cover Flange

Applications:

- Antenna Measurements
- Wireless Communication
- Laboratory Use
- Microwave Radio Systems

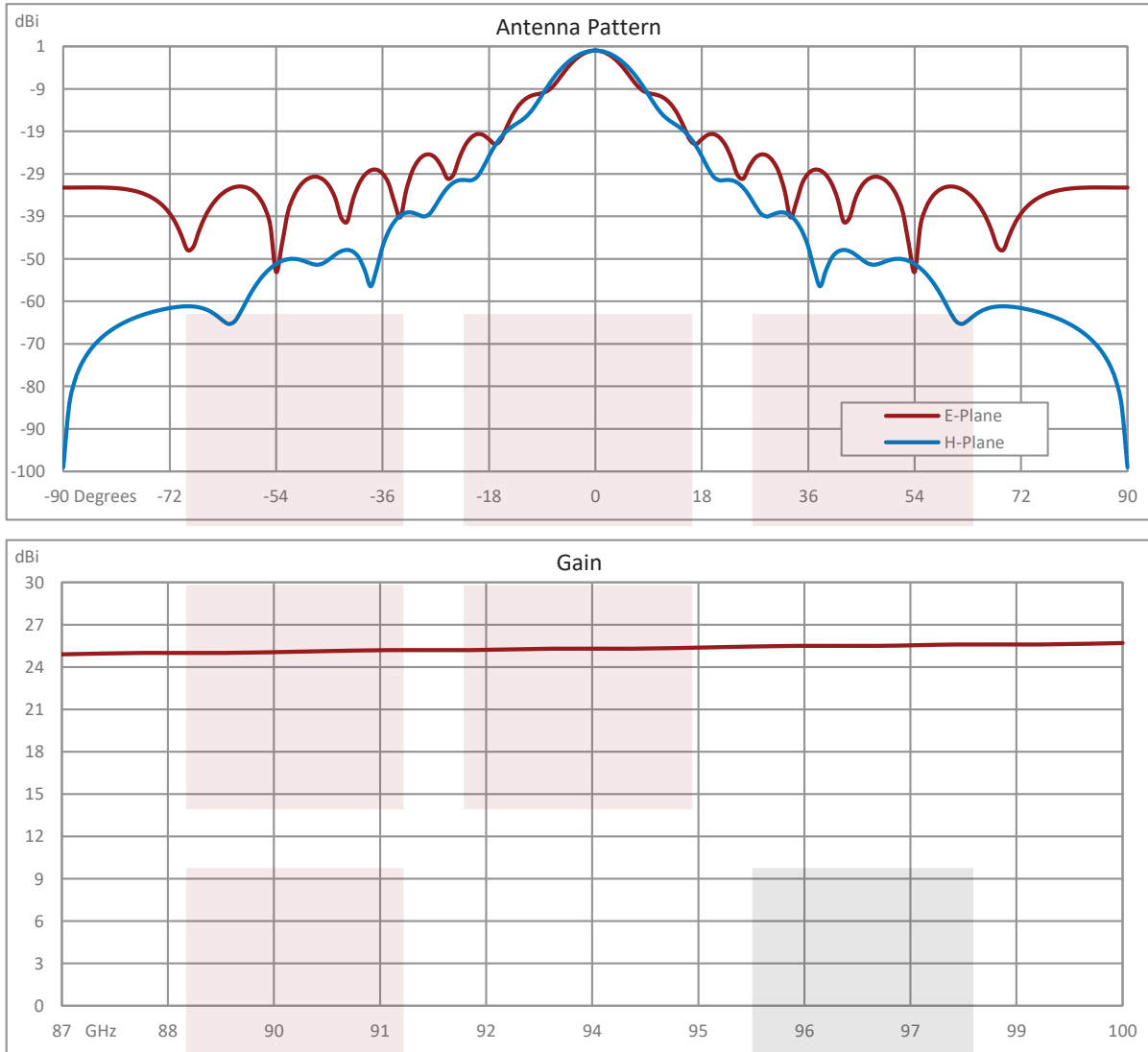
Compliance Certifications (see [product page](#) for current document)

Plotted and Other Data

Notes:

Fairview Microwave
 301 Leora Ln., Suite 100
 Lewisville, TX 75056
 Tel: 1-800-715-4396 / (972) 649-6678
 Fax: (972) 649-6689
www.fairviewmicrowave.com
sales@fairviewmicrowave.com

Typical Performance Data

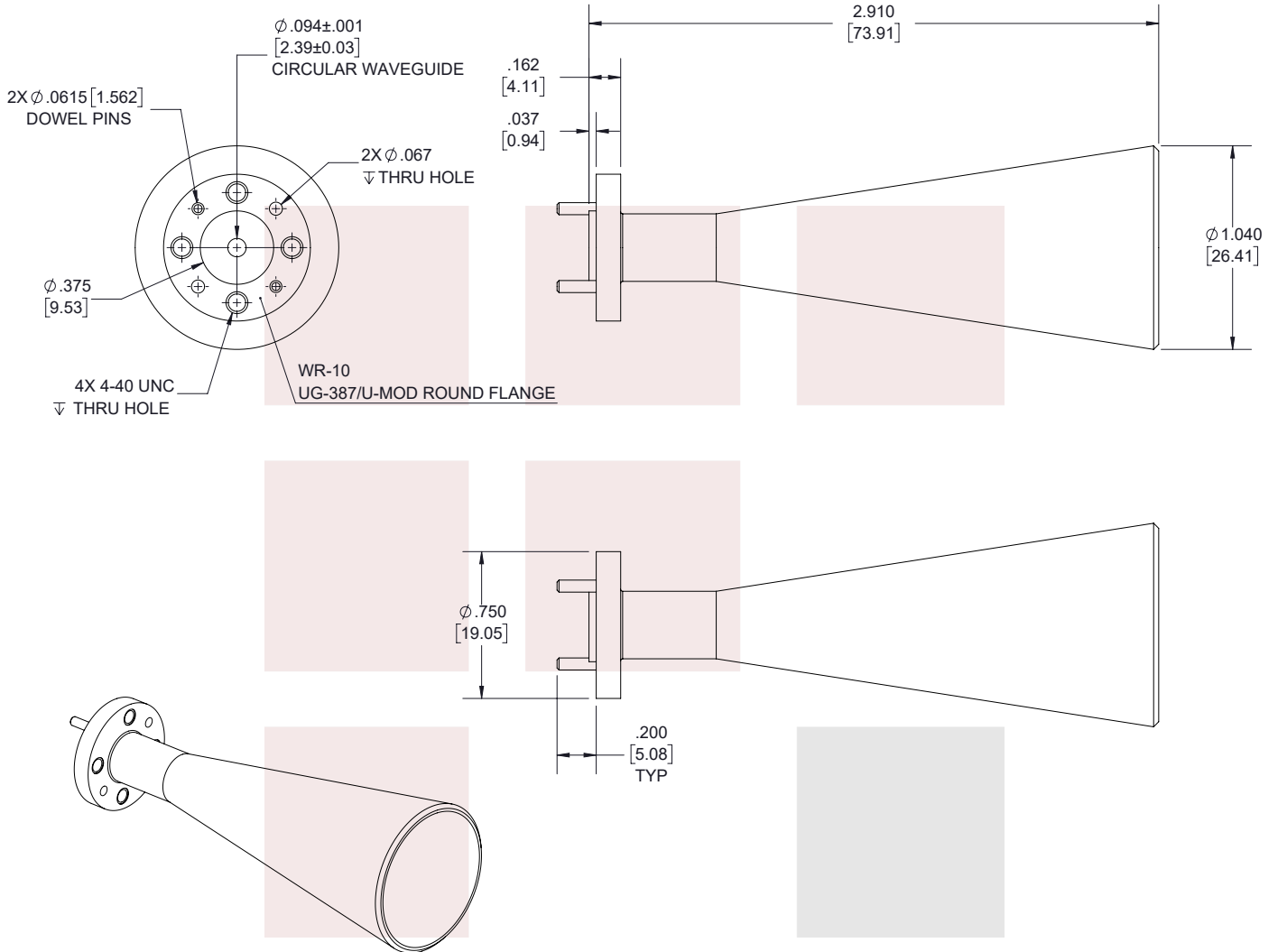


Conical Gain Horn Waveguide Antenna, WR-10, 87 GHz to 100 GHz, UG-387/U Round Cover Flange, 25 dBi Nominal Gain from Fairview Microwave is in-stock and available to ship same-day. All of our RF/microwave products are available off-the-shelf from our ISO 9001:2008 certified facilities in Allen, Texas. Fairview Microwave is RF on-demand.

For additional information on this product, please click the following link: [Conical Gain Horn Waveguide Antenna, WR-10, 87 GHz to 100 GHz, UG-387/U Round Cover Flange, 25 dBi Nominal Gain FMWAN1052](#)


URL: <https://www.fairviewmicrowave.com/wr-10-waveguide-standard-gain-horn-25-dbi-ug-387-fmwan1052-p.aspx>

The information contained in this document is accurate to the best of our knowledge and representative of the part described herein. It may be necessary to make modifications to the part and/or the documentation of the part, in order to implement improvements. Fairview Microwave reserves the right to make such changes as required. Unless otherwise stated, all specifications are nominal. Fairview Microwave does not make any representation or warranty regarding the suitability of the part described herein for any particular purpose, and Fairview Microwave does not assume any liability arising out of the use of any part or documentation.



STANDARD TOLERANCES	
.X	±0.2
.XX	±0.01
.XXX	±0.005

*STANDARD TOLERANCES APPLY ONLY TO DIMENSIONS IN INCHES

	NOTES: 1. UNLESS OTHERWISE SPECIFIED ALL DIMENSIONS ARE NOMINAL. 2. ALL SPECIFICATIONS ARE SUBJECT TO CHANGE WITHOUT NOTICE AT ANY TIME. 3. DIMENSIONS ARE IN INCHES [mm].					
	DWG NO FMWAN1052			CAGE CODE 3FKR5		
TITLE Conical Gain Horn Waveguide Antenna, WR-10, 87 GHz to 100 GHz, UG-387/U Round Cover Flange, 25 dBi Nominal Gain						
CAD FILE	02/22/19	SHEET	1 OF 1	SCALE	N/A	SIZE A 7361