

Standard Gain Horn Waveguide Antenna, WR-6, 110 GHz to 170 GHz, UG-387/U-Mod Round Cover Flange, 10 dBi Nominal Gain

Waveguide standard gain horn antennas are used in a wide variety of applications due to their high power handling capability, low loss, high directivity, and near constant electrical performance across a broad bandwidth. Fairview Microwave's FMWAN1025 WR-6 waveguide standard gain horn antenna operating from 110 GHz to 170 GHz with a nominal 10 dBi gain is part of our full line of RF components available for same-day shipping. This Fairview Microwave pyramidal horn antenna has a gold plated brass body and a precision tolerance UG-387/U-Mod round cover flange. The FMWAN1025 WR-6 waveguide standard gain horn antenna offers low gain variation across its operating frequency range.

Configuration

Design	WR-6 Standard Gain Horn
Pattern	Directional
Polarization	Linear

Electrical Specifications

Description	Min	Typ	Max	Units
Frequency Range	110		170	GHz
Nominal Gain		10		dBi
Horizontal 3dB Beam Width		55		Deg
Vertical 3dB Beam Width		58		Deg
VSWR		1.15:1		

Mechanical Specifications

Size	
Length	1.16 in [29.46 mm]
Width/Diameter	0.75 in [19.05 mm]
Height	0.75 in [19.05 mm]
Weight	0.032 lbs [14.51 g]

Waveguide Interface

Waveguide Size	WR-6
Flange Type	Round Cover
Flange Designation	UG-387/U-Mod
Body Material and Plating	Brass, Gold



Features:

- Rectangular Waveguide Interface
- 110 GHz to 170 GHz
- 10 dBi Nominal Gain
- UG-387/U-Mod Round Cover Flange

Applications:

- Antenna Measurements
- Wireless Communication
- Laboratory Use
- Microwave Radio Systems

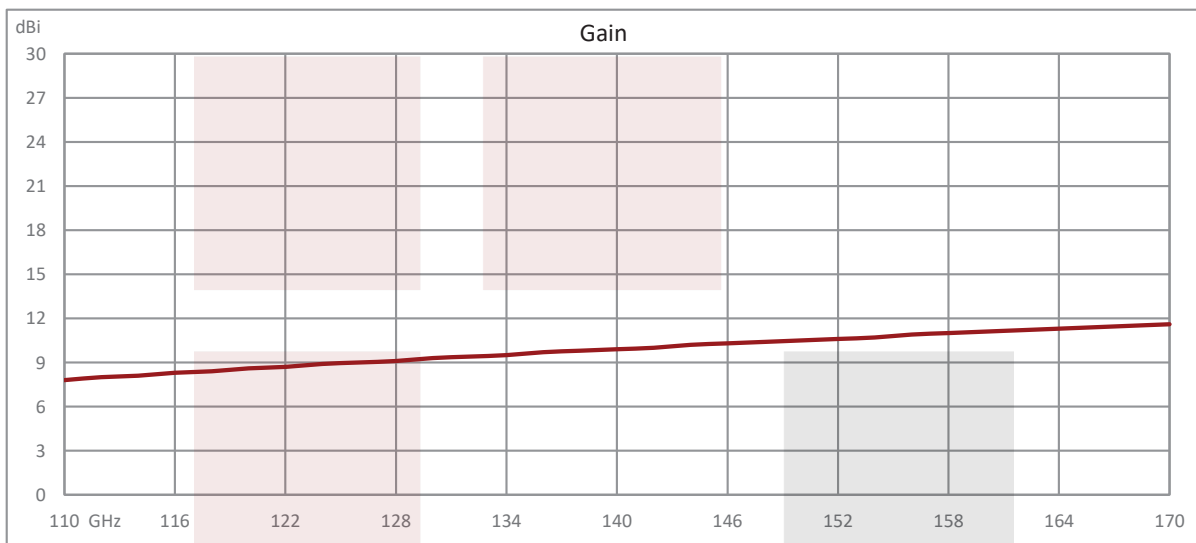
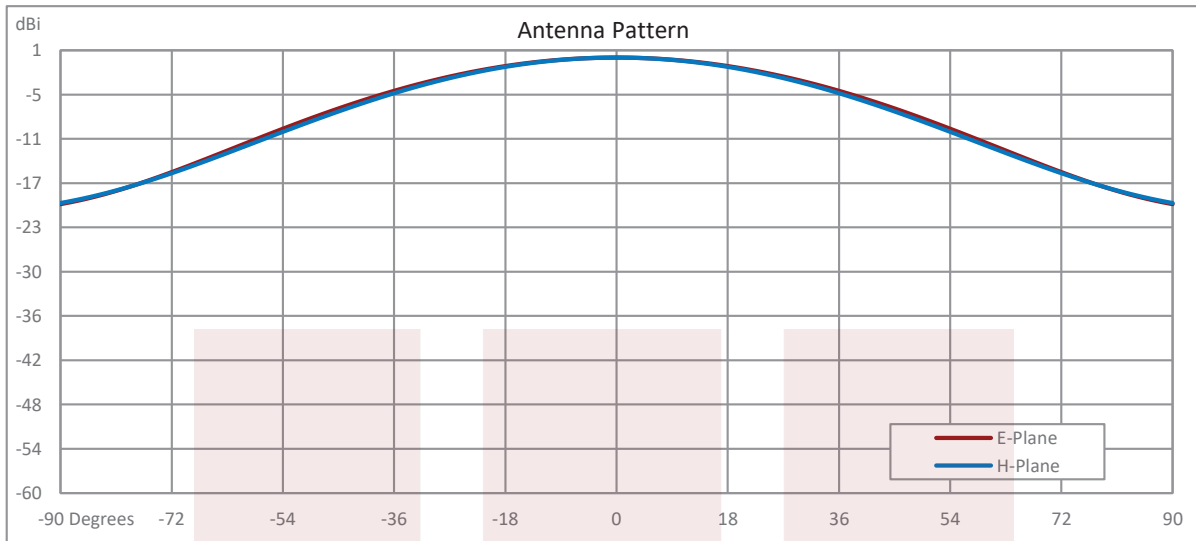
Compliance Certifications (see [product page](#) for current document)

Plotted and Other Data

Notes:

Fairview Microwave
301 Leora Ln., Suite 100
Lewisville, TX 75056
Tel: 1-800-715-4396 / (972) 649-6678
Fax: (972) 649-6689
www.fairviewmicrowave.com
sales@fairviewmicrowave.com

Typical Performance Data

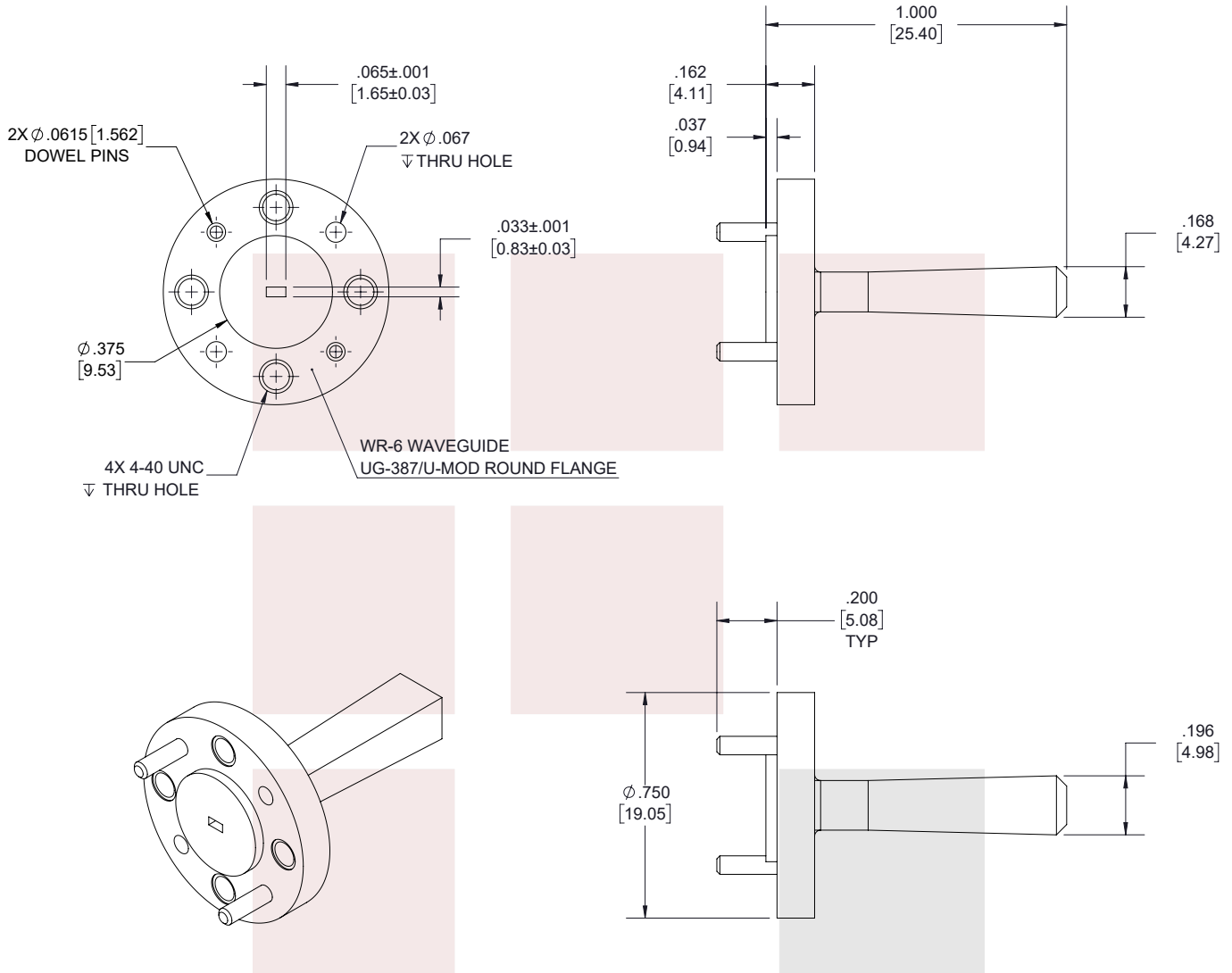


Standard Gain Horn Waveguide Antenna, WR-6, 110 GHz to 170 GHz, UG-387/U-Mod Round Cover Flange, 10 dBi Nominal Gain from Fairview Microwave is in-stock and available to ship same-day. All of our RF/microwave products are available off-the-shelf from our ISO 9001:2008 certified facilities in Allen, Texas. Fairview Microwave is RF on-demand.

For additional information on this product, please click the following link: [Standard Gain Horn Waveguide Antenna, WR-6, 110 GHz to 170 GHz, UG-387/U-Mod Round Cover Flange, 10 dBi Nominal Gain FMWAN1025](#)

URL: <https://www.fairviewmicrowave.com/wr-6-waveguide-standard-gain-horn-10-dbi-ug-387-mod-fmwan1025-p.aspx>

The information contained in this document is accurate to the best of our knowledge and representative of the part described herein. It may be necessary to make modifications to the part and/or the documentation of the part, in order to implement improvements. Fairview Microwave reserves the right to make such changes as required. Unless otherwise stated, all specifications are nominal. Fairview Microwave does not make any representation or warranty regarding the suitability of the part described herein for any particular purpose, and Fairview Microwave does not assume any liability arising out of the use of any part or documentation.



STANDARD TOLERANCES	
.X	±0.2
.XX	±0.01
.XXX	±0.005

*STANDARD TOLERANCES APPLY ONLY TO DIMENSIONS IN INCHES

<p>Fairview Microwave RF COMPONENTS ON DEMAND. Done!</p>		NOTES: 1. UNLESS OTHERWISE SPECIFIED ALL DIMENSIONS ARE NOMINAL. 2. ALL SPECIFICATIONS ARE SUBJECT TO CHANGE WITHOUT NOTICE AT ANY TIME. 3. DIMENSIONS ARE IN INCHES (mm).						
TITLE Standard Gain Horn Waveguide Antenna, WR-6, 110 GHz to 170 GHz, UG-387/U-Mod Round Cover Flange, 10 dBi Nominal Gain		DWG NO FMWAN1025		CAGE CODE 3FKR5				
CAD FILE	02/22/19	SHEET	1 OF 1	SCALE	N/A	SIZE	A	7361