

## Standard Gain Horn Waveguide Antenna, WR-10, 75 GHz to 110 GHz, UG-387/U-Mod Round Cover Flange, 20 dBi Nominal Gain

Waveguide standard gain horn antennas are used in a wide variety of applications due to their high power handling capability, low loss, high directivity, and near constant electrical performance across a broad bandwidth. Fairview Microwave's FMWAN1019 WR-10 waveguide standard gain horn antenna operating from 75 GHz to 110 GHz with a nominal 20 dBi gain is part of our full line of RF components available for same-day shipping. This Fairview Microwave pyramidal horn antenna has a gold plated brass body and a precision tolerance UG-387/U-Mod round cover flange. The FMWAN1019 WR-10 waveguide standard gain horn antenna offers low gain variation across its operating frequency range.

### Configuration

Design	WR-10 Standard Gain Horn
Pattern	Directional
Polarization	Linear

### Electrical Specifications

Description	Min	Typ	Max	Units
Frequency Range	75		110	GHz
Nominal Gain		20		dBi
Gain	19.5		22	dBi
Horizontal 3dB Beam Width		18		Deg
Vertical 3dB Beam Width		16		Deg
VSWR		1.15:1		

### Mechanical Specifications

<b>Size</b>	
Length	1.76 in [44.7 mm]
Width/Diameter	0.75 in [19.05 mm]
Height	0.75 in [19.05 mm]
Weight	0.061 lbs [27.67 g]

### Waveguide Interface

Waveguide Size	WR-10
Flange Type	Round Cover
Flange Designation	UG-387/U-Mod
Body Material and Plating	Brass, Gold



### Features:

- Rectangular Waveguide Interface
- 75 GHz to 110 GHz
- 20 dBi Nominal Gain
- UG-387/U-Mod Round Cover Flange

### Applications:

- Antenna Measurements
- Wireless Communication
- Laboratory Use
- Microwave Radio Systems

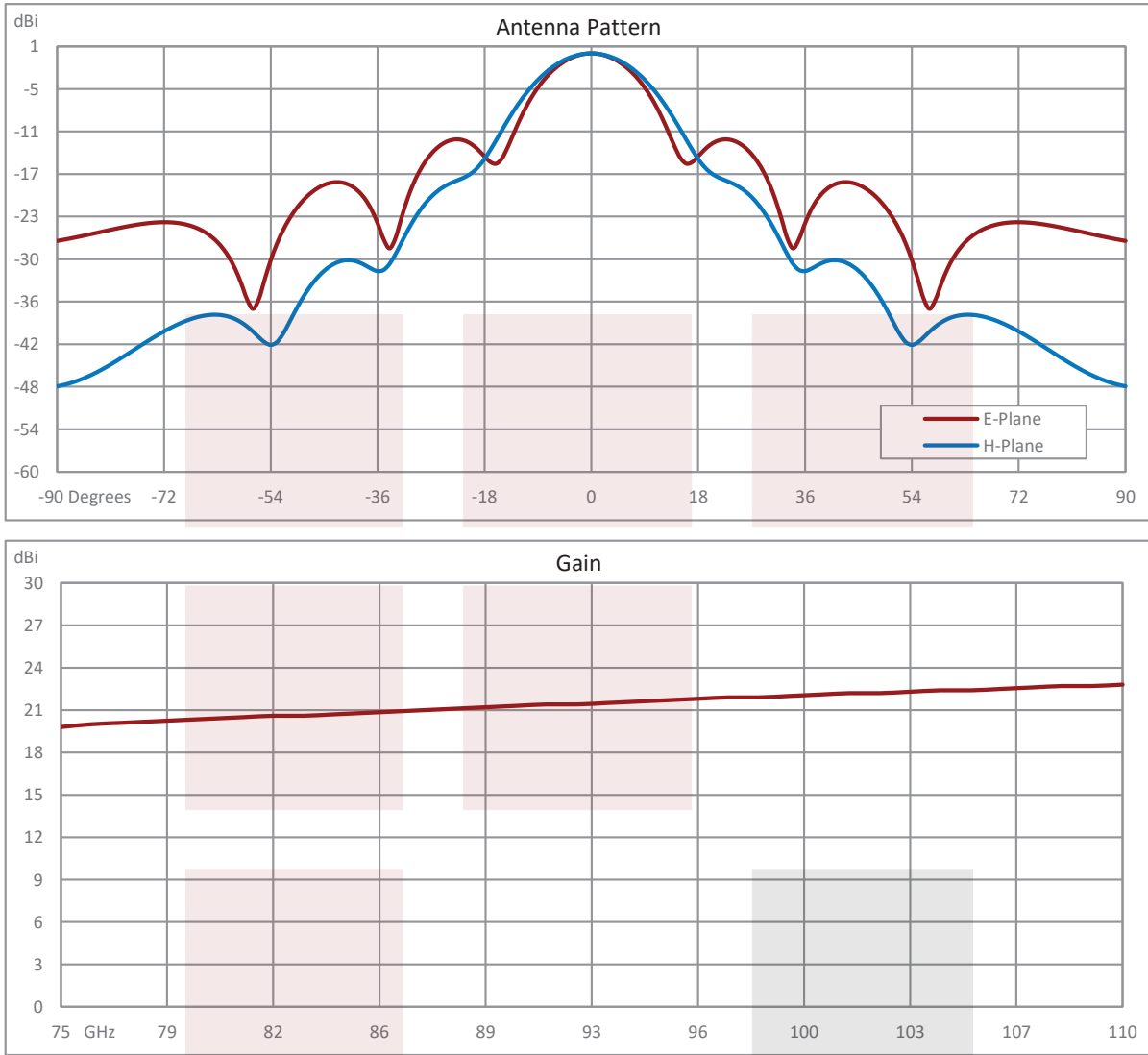
z  
**Compliance Certifications** (see [product page](#) for current document)

### Plotted and Other Data

Notes:

Fairview Microwave  
301 Leora Ln., Suite 100  
Lewisville, TX 75056  
Tel: 1-800-715-4396 / (972) 649-6678  
Fax: (972) 649-6689  
[www.fairviewmicrowave.com](http://www.fairviewmicrowave.com)  
[sales@fairviewmicrowave.com](mailto:sales@fairviewmicrowave.com)

**Typical Performance Data**

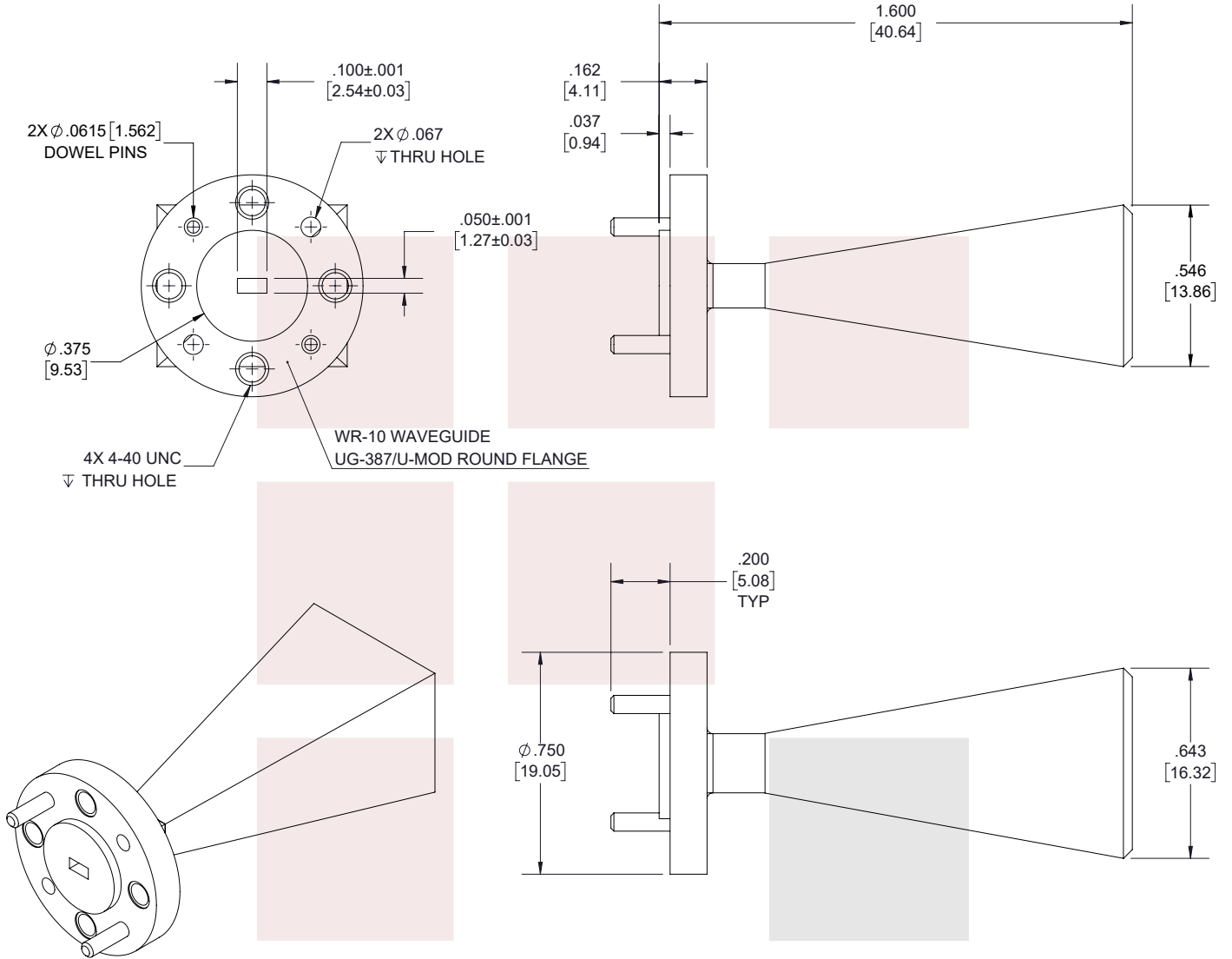


Standard Gain Horn Waveguide Antenna, WR-10, 75 GHz to 110 GHz, UG-387/U-Mod Round Cover Flange, 20 dBi Nominal Gain from Fairview Microwave is in-stock and available to ship same-day. All of our RF/microwave products are available off-the-shelf from our ISO 9001:2008 certified facilities in Allen, Texas. Fairview Microwave is RF on-demand.

For additional information on this product, please click the following link: [Standard Gain Horn Waveguide Antenna, WR-10, 75 GHz to 110 GHz, UG-387/U-Mod Round Cover Flange, 20 dBi Nominal Gain FMWAN1019](#)


URL: <https://www.fairviewmicrowave.com/wr-10-waveguide-standard-gain-horn-20-dbi-ug-387-mod-fmwan1019-p.aspx>

The information contained in this document is accurate to the best of our knowledge and representative of the part described herein. It may be necessary to make modifications to the part and/or the documentation of the part, in order to implement improvements. Fairview Microwave reserves the right to make such changes as required. Unless otherwise stated, all specifications are nominal. Fairview Microwave does not make any representation or warranty regarding the suitability of the part described herein for any particular purpose, and Fairview Microwave does not assume any liability arising out of the use of any part or documentation.



STANDARD TOLERANCES	
.X	±0.2
.XX	±0.01
.XXX	±0.005

\*STANDARD TOLERANCES APPLY ONLY TO DIMENSIONS IN INCHES

		NOTES: 1. UNLESS OTHERWISE SPECIFIED ALL DIMENSIONS ARE NOMINAL. 2. ALL SPECIFICATIONS ARE SUBJECT TO CHANGE WITHOUT NOTICE AT ANY TIME. 3. DIMENSIONS ARE IN INCHES [mm].				
		DWG NO <b>FMWAN1019</b>		CAGE CODE <b>3FKR5</b>		
TITLE Standard Gain Horn Waveguide Antenna, WR-10, 75 GHz to 110 GHz, UG-387/U-Mod Round Cover Flange, 20 dBi Nominal Gain		CAD FILE 02/22/19	SHEET 1 OF 1	SCALE N/A	SIZE A	7361