

WR-10 Waveguide Dual Polarized Horn Antenna, 75 GHz to 110 GHz Frequency Range, 15 dBi Nominal Gain, UG-387/U-M Flange

The FMWAN010-150MT from Fairview Microwave is a waveguide probe antenna, often known as a waveguide horn, and is just one of several waveguide components we provide. This dual polarized horn is manufactured with a WR-10 waveguide size. Our WR-10 probe antenna is constructed with a UG-387/U-M flange and built to precise RF/microwave/millimeter waveguide horn antenna design specifications.

Fairview Microwave's WR-10 waveguide antenna with UG-387/U-M flange has a 15 dBi nominal gain and is currently available for purchase. Our WR-10 15 dBi gain dual polarized horn has a minimum frequency of 75 GHz and a maximum frequency of 110 GHz. This waveguide WR-10 probe horn antenna has a typical vertical beam width of 33 degrees and a horizontal beam width of 22 degrees at 3 dB.

The FMWAN010-150MT waveguide horn antenna with linear/vertical polarization has a typical VSWR of 1.3:1 and is suitable for test and measurement industries. This high-quality 15 dBi gain WR-10 probe antenna has a copper body with gold plating. The dual polarized horn with a UG-387/U-M flange can operate at temperatures ranging from -40 to 85 degrees C.

In the given datasheet specifications, you can find more information about this WR-10 probe waveguide horn with a 75–110 GHz frequency range. This waveguide probe antenna is part of over one million RF, microwave, and millimeter wave components in stock. Our part number FMWAN010-150MT dual polarized horn is ready for same-day purchase and shipping worldwide. Fairview Microwave also stocks a wide array of other waveguide products that ship the same day from our warehouse for all your RF/microwave and millimeter waveguide component needs.

Configuration

Design WR-10 Probe
Polarization Linear/Vertical

Electrical Specifications

Description	Min	Typ	Max	Units
Frequency Range	75		110	GHz
Nominal Gain		15		dBi
Horizontal 3dB Beam Width		22		Deg
Vertical 3dB Beam Width		33		Deg
VSWR		1.3:1		


Mechanical Specifications

Size

Length 1.96 in [49.78 mm]
Width/Diameter 0.8 in [20.32 mm]
Height 0.8 in [20.32 mm]
Weight 0.098 lbs [44.45 g]

Waveguide Interface

Waveguide Size WR-10
Flange Designation UG-387/U-M
Body Material and Plating Copper, Gold



Features:

- WR-10 rectangular waveguide interface
- Precisely machined
- Gold plated copper Body
- Linear/Circular polarization
- 75 GHz to 110 GHz, gain 15 dBi
- UG-387/U-Mod flange
- Min. VSWR < 1.3 :1
- Excellent repeatability

Applications:

- Antenna measurements
- Microwave radio systems
- Wireless communications
- Radome, automotive, satellite antenna testing
- Laboratory use
- Near-field measurements

Fairview Microwave
301 Leora Ln., Suite 100
Lewisville, TX 75056
Tel: 1-800-715-4396 / (972) 649-6678
Fax: (972) 649-6689
www.fairviewmicrowave.com
sales@fairviewmicrowave.com

Environmental Specifications

Temperature

Operating Range -40 to 85 deg C

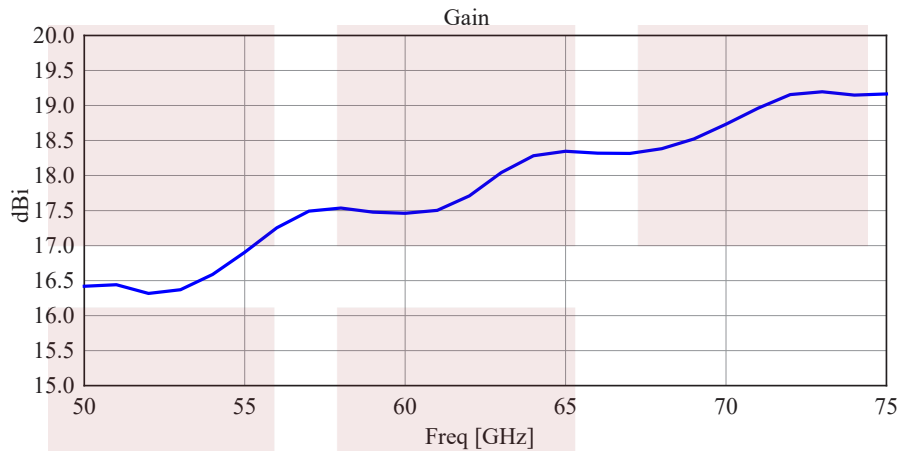
Compliance Certifications (see [product page](#) for current document)

Plotted and Other Data

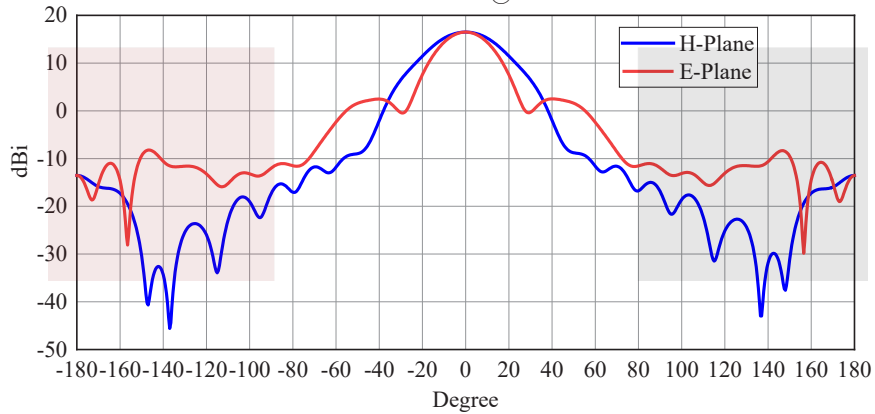
Notes:

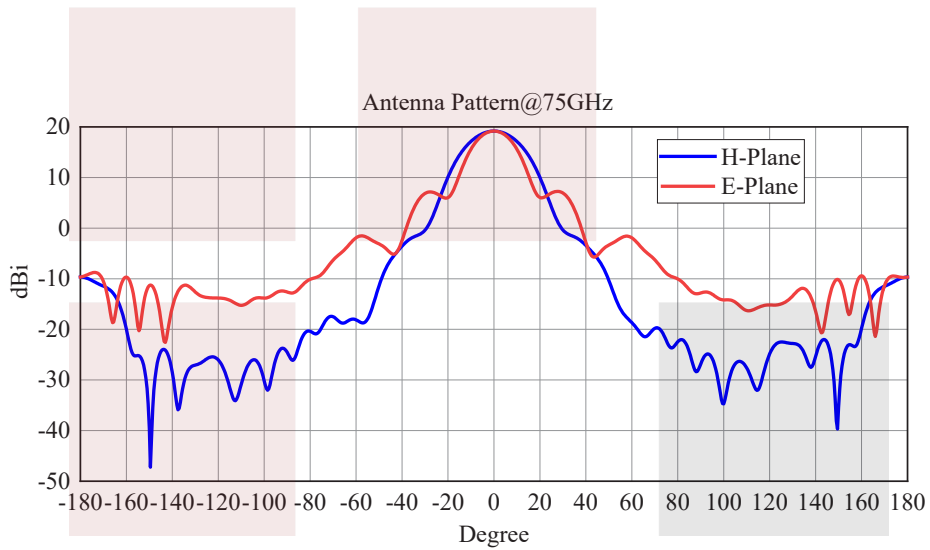
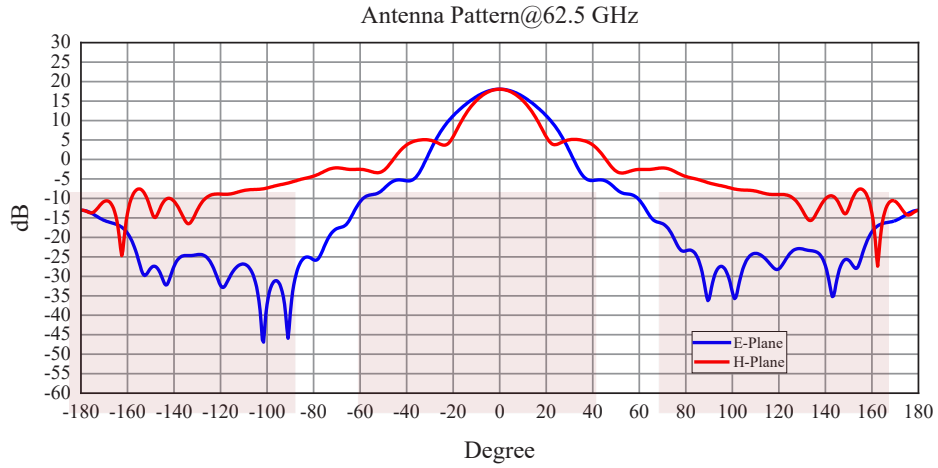
Typical Performance Data

Gain:



Antenna Pattern@50GHz





WR-10 Waveguide Dual Polarized Horn Antenna, 75 GHz to 110 GHz Frequency Range, 15 dBi Nominal Gain, UG-387/U-M Flange from Fairview Microwave is in-stock and available to ship same-day. All of our RF/microwave products are available off-the-shelf from our ISO 9001:2008 certified facilities in Lewisville, Texas. Fairview Microwave is RF on-demand.

For additional information on this product, please click the following link: [WR-10 Waveguide Dual Polarized Horn Antenna, 75 GHz to 110 GHz Frequency Range, 15 dBi Nominal Gain, UG-387/U-M Flange FMWAN010-150MT](#)

URL: <https://www.fairviewmicrowave.com/wr-10-waveguide-standard-gain-horn-15-dbi-ug-387-m-fmwan010-150mt-p.aspx>

The information contained in this document is accurate to the best of our knowledge and representative of the part described herein. It may be necessary to make modifications to the part and/or the documentation of the part, in order to implement improvements. Fairview Microwave reserves the right to make such changes as required. Unless otherwise stated, all specifications are nominal. Fairview Microwave does not make any representation or warranty regarding the suitability of the part described herein for any particular purpose, and Fairview Microwave does not assume any liability arising out of the use of any part or documentation.



