

TNC Female (Jack) Termination (Load) 5 Watts to 12.4 GHz, Aluminum Body, 1.25:1 VSWR

Fairview Microwave's FMTR1135 is an RF termination (also called RF load or dummy load) that operates from DC to 12.4 GHz and handles up to 5 Watt (CW). Our TNC termination / load has a female gender. FMTR1135 TNC load termination offers 1.25:1 max VSWR.

RF load / terminations are indispensable components in many RF, microwave and millimeter wave systems where signal reflection from unused ports can potentially damage the device or reduce the signal integrity. By using a terminator on an unused port with a matched load (dummy load), the incident energy will be absorbed with minimal reflection. These termination components are commonly used to terminate devices such as couplers, circulators, and switches. They are also widely used in measurement systems to ensure accurate results. Fairview Microwave offers a huge selection of RF, microwave and millimeter wave terminations up to 65 GHz with excellent performance over the entire operating range and power handling capabilities up to 800 Watt (CW).



Features:

- DC to 12.4 GHz Frequency Range
- 50 Ohm Impedance
- SMA Male Coaxial Interface
- Max VSWR 1.3:1
- Max Power 5 Watts (CW)

Applications:

- Instrumentation
- Precision Measurements
- Prototyping and Characterization
- Production Systems
- WIFI 6E
- 5G Cellular Bands

Electrical Specifications

Description	Min	Typ	Max	Units
Frequency Range	DC		12.4	GHz
Impedance		50		Ohms
VSWR			1.25:1	
Input Power (CW) Derated linearly to 0.5W at 125°C			5	Watts
Input Power (Peak) 5 μs pulse, 1% Duty Cycle			500	Watts

Mechanical Specifications

Size	
Length	2.2 in [55.88 mm]
Width	0.71 in [18.03 mm]
Height	0.71 in [18.03 mm]
Weight	0.11 lbs [49.9 g]

Configuration

Connector TNC Female

Material Specifications

Description	Material	Plating
Connector 1 Contact	Beryllium Copper	Gold
Body	Aluminum	
Housing	Aluminum	

Environmental Specifications

Temperature
Operating Range -55 to +85 deg C

Fairview Microwave
301 Leora Ln., Suite 100
Lewisville, TX 75056
Tel: 1-800-715-4396 / (972) 649-6678
Fax: (972) 649-6689
www.fairviewmicrowave.com
sales@fairviewmicrowave.com

Compliance Certifications (see [product page](#) for current document)

Plotted and Other Data





Notes:

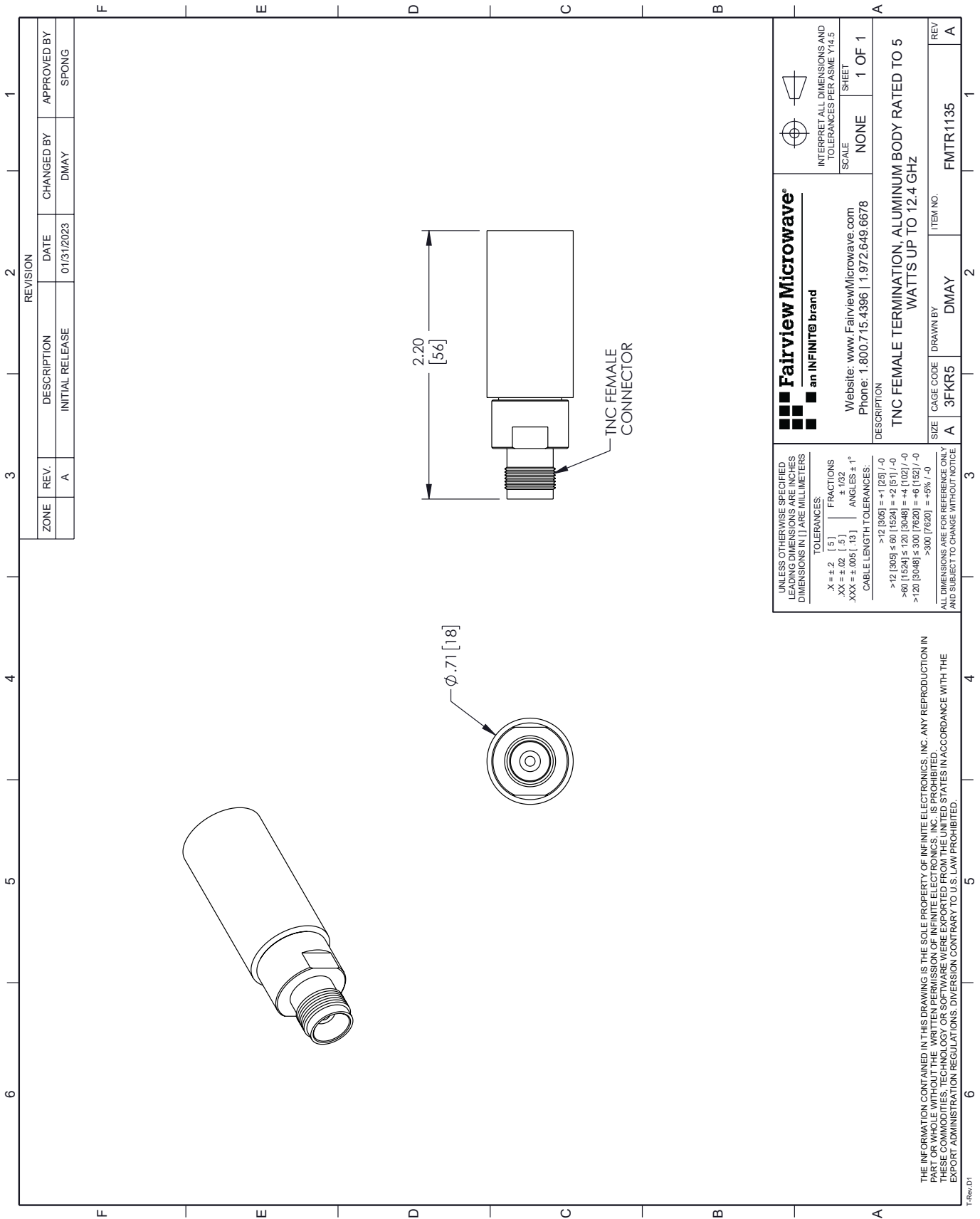
TNC Female (Jack) Termination (Load) 5 Watts to 12.4 GHz, Aluminum Body, 1.25:1 VSWR from Fairview Microwave is in-stock and available to ship same-day. All of our RF/microwave products are available off-the-shelf from our ISO 9001:2008 certified facilities in Lewisville, Texas. Fairview Microwave is RF on-demand.

For additional information on this product, please click the following link: [TNC Female \(Jack\) Termination \(Load\) 5 Watts to 12.4 GHz, Aluminum Body, 1.25:1 VSWR FMTR1135](#)

URL: <https://www.fairviewmicrowave.com/rf-load-5-watts-12.4-ghz-tnc-female-fmtr1135-p.aspx>

The information contained in this document is accurate to the best of our knowledge and representative of the part described herein. It may be necessary to make modifications to the part and/or the documentation of the part, in order to implement improvements. Fairview Microwave reserves the right to make such changes as required. Unless otherwise stated, all specifications are nominal. Fairview Microwave does not make any representation or warranty regarding the suitability of the part described herein for any particular purpose, and Fairview Microwave does not assume any liability arising out of the use of any part or documentation.





REVISION		DATE	CHANGED BY	APPROVED BY
ZONE	REV.	DESCRIPTION	INITIAL RELEASE	
	A		DMAY	SPONG

UNLESS OTHERWISE SPECIFIED, LEADING DIMENSIONS ARE INCHES DIMENSIONS IN [] ARE MILLIMETERS

TOLERANCES:
 .X = ±.2 [5] FRACTIONS
 .XX = ±.02 [.5] ± 1/32
 .XXX = ±.005 [.13] ANGLES ± 1°

CABLE LENGTH TOLERANCES:
 >12 [305] ≤ 60 [1524] = +1 [25] / -0
 >60 [1524] ≤ 120 [3048] = +4 [102] / -0
 >120 [3048] ≤ 300 [7620] = +6 [152] / -0
 >300 [7620] = +5% / -0

ALL DIMENSIONS ARE FOR REFERENCE ONLY AND SUBJECT TO CHANGE WITHOUT NOTICE

THE INFORMATION CONTAINED IN THIS DRAWING IS THE SOLE PROPERTY OF INFINITE ELECTRONICS, INC. ANY REPRODUCTION IN PART OR WHOLE WITHOUT THE WRITTEN PERMISSION OF INFINITE ELECTRONICS, INC. IS PROHIBITED. THESE COMMODITIES, TECHNOLOGY OR SOFTWARE WERE EXPORTED FROM THE UNITED STATES IN ACCORDANCE WITH THE EXPORT ADMINISTRATION REGULATIONS. DIVERSION CONTRARY TO U.S. LAW PROHIBITED.

Fairview Microwave[®]
 an INFINIT[®] brand
 Website: www.FairviewMicrowave.com
 Phone: 1.800.715.4396 | 1.972.649.6678

INTERPRET ALL DIMENSIONS AND TOLERANCES PER ASME Y14.5 SHEET
 SCALE NONE
 SHEET 1 OF 1

DESCRIPTION
TNC FEMALE TERMINATION, ALUMINUM BODY RATED TO 5 WATTS UP TO 12.4 GHz

SIZE	CAGE CODE	DRAWN BY	ITEM NO.	REV
A	3FKR5	DMAY	FMTR1135	A