

Transfer Latching Electro-Mechanical Relay Switch From DC to 40 GHz, 5 Watts with Indicators, TTL, Self Cut Off, Diodes, 2.92mm

The FMSW6124 is a Transfer Electromechanical Relay Switch that operates over a wide frequency band from DC to 40 GHz and has a rating of 5 Watts input power (CW). Rated for 1M life cycles for high reliability operation, this design uses a Latching Actuator with a break before make configuration, self cut off circuitry, TTL logic driver, position indicators and suppression diodes. The switch exhibits exceptional electrical performance specified from 0.3 dB max for insertion loss and 70 dB min for isolation, and guaranteed over -35°C to +85°C. The assembly requires an operating voltage of +12Vdc. External connectors include solder terminals and 2.92mm female connectors.

Electrical Specifications

Switch Type	Transfer, Reflective
Actuator Type	Latching
Switching Sequence	Break Before Make
Actuator Options	Indicators, TTL Logic, Self Cut Off, Diodes
TTL Control	on: 2.4 to 5 Volts off: 0 to 0.8 Volts

Description	Min	Typ	Max	Units
Frequency Range	DC		40	GHz
Impedance		50		Ohms
Operating Voltage	10.8	12	13.2	Volts
Actuating Current @ 12 Volts			300	mA
VSWR			2:1	
Insertion Loss			0.9	dB
Isolation	50			dB
Input Power (CW) (at 40 GHz)			5	Watts

Performance by Frequency

Description	F1	F2	F3	F4	F5	Units
Frequency Range	DC - 6	6 - 12	12 - 18	18 - 26.5	26.5 - 40	GHz
VSWR, Max	1.3:1	1.4:1	1.5:1	1.7:1	2:1	
Insertion Loss, Max	0.3	0.4	0.5	0.7	0.9	dB
Isolation, Min	70	60	60	55	50	dB



Features:

- Transfer Relay Switch
- DC to 40 GHz Frequency Range
- 1M Cycle Operating Life Min
- Latching Actuator
- Self Cut Off, TTL Logic Driver, Position Indicators, Suppression Diodes
- Insertion Loss 0.9 dB max
- Isolation 50 dB min
- 5 Watts Avg Power Max
- Switching Sequence Break Before Make

Applications:

- Test & Measurement
- Communications System
- Instrumentation
- Suitable for Aircraft

Fairview Microwave
1130 Junction Dr. #100
Allen, TX 75013
Tel: 1-800-715-4396 / (972) 649-6678
Fax: (972) 649-6689
www.fairviewmicrowave.com
sales@fairviewmicrowave.com

Mechanical Specifications

Size	
Length	1.88 in [47.75 mm]
Width/Diameter	1.26 in [32 mm]
Height	1.26 in [32 mm]
Weight	0.231 lbs [104.78 g]
Body Material and Plating	Aluminum
Package Type	Connectorized Module
Operating Life	1,000,000 Cycles
Switching Time	20 ms Max

Connectors	
RF Connector Type	2.92mm Female
RF Connector Contact Material & Plating	Beryllium Copper, Gold
RF Connector Body Material & Plating	Aluminum, Nickel
Control Connector	Solder Pin

Environmental Specifications

Temperature	
Operating Range	-35 to +85 deg C
ESD Sensitivity	ESD Sensitive Material. Transport material in Approved ESD bags. Handle in approved ESD Workstation.



Environmental Specification Notes:

Designed to meet MIL-E-5400 and MIL-S-3928

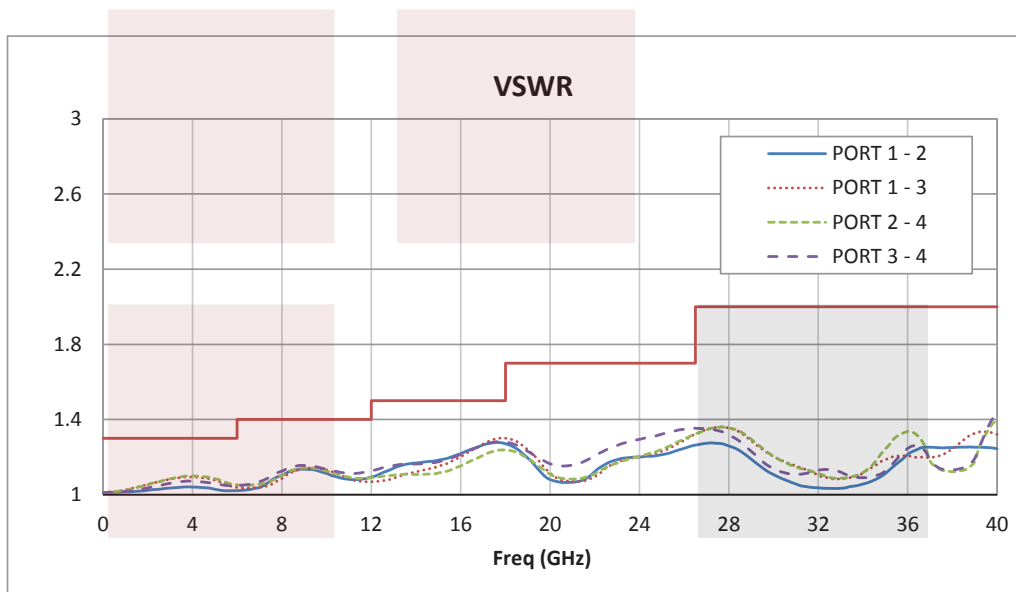
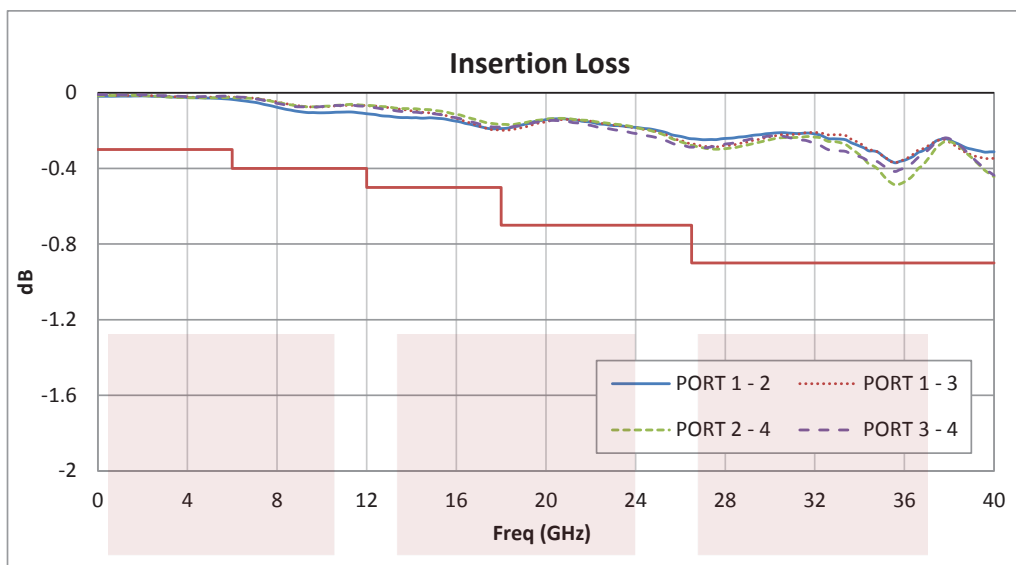
Compliance Certifications (visit www.FairviewMicrowave.com for current document)

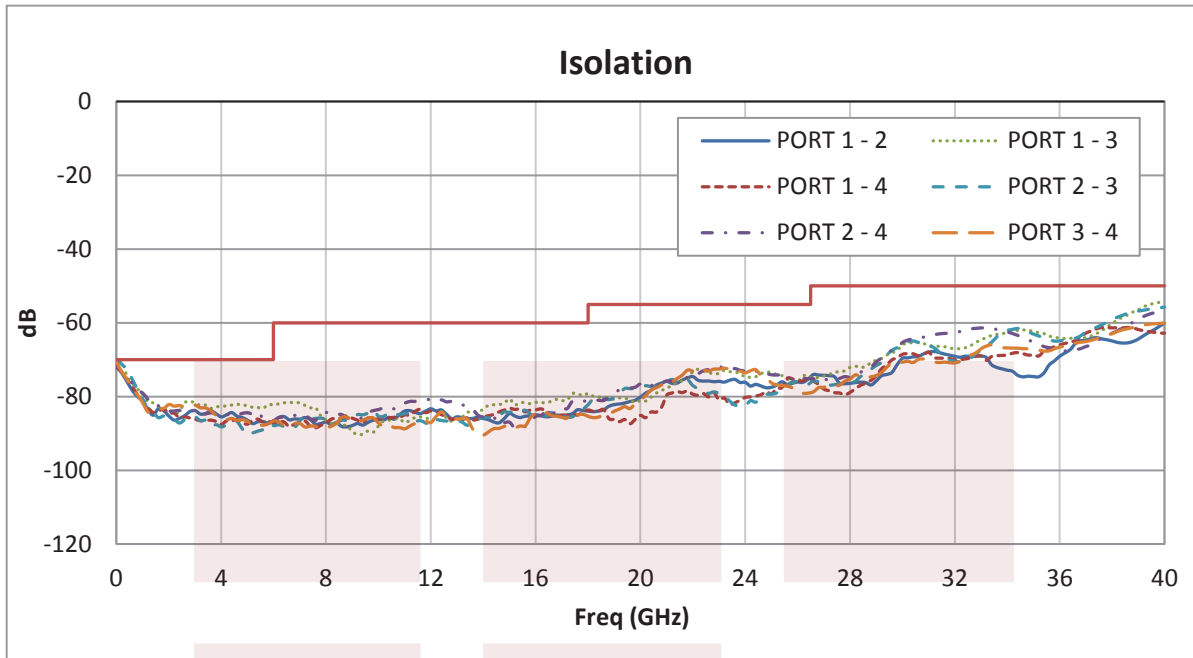
Not RoHS Compliant

Plotted and Other Data

Notes:

Typical Performance Data



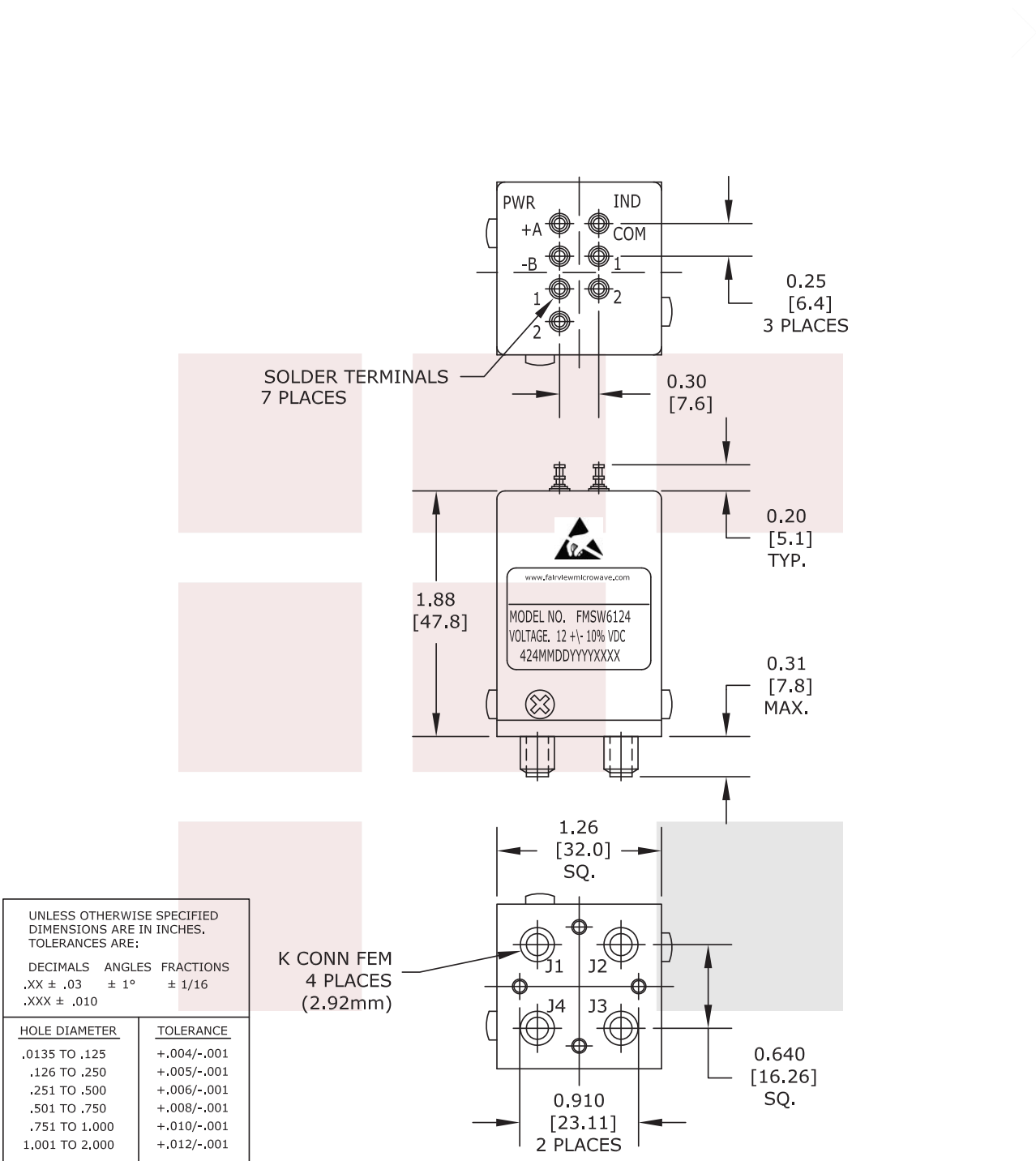


Transfer Latching Electro-Mechanical Relay Switch From DC to 40 GHz, 5 Watts with Indicators, TTL, Self Cut Off, Diodes, 2.92mm from Fairview Microwave is in-stock and available to ship same-day. All of our RF/microwave products are available off-the-shelf from our ISO 9001:2008 certified facilities in Allen, Texas. Fairview Microwave is RF on-demand.

For additional information on this product, please click the following link: [Transfer Latching Electro-Mechanical Relay Switch From DC to 40 GHz, 5 Watts with Indicators, TTL, Self Cut Off, Diodes, 2.92mm FMSW6124](http://www.fairviewmicrowave.com/transfer-latching-electro-mechanical-relay-switch-indicators-ttl-self-cut-off-fm-sw6124-p.aspx)

URL: <http://www.fairviewmicrowave.com/transfer-latching-electro-mechanical-relay-switch-indicators-ttl-self-cut-off-fm-sw6124-p.aspx>

The information contained in this document is accurate to the best of our knowledge and representative of the part described herein. It may be necessary to make modifications to the part and/or the documentation of the part, in order to implement improvements. Fairview Microwave reserves the right to make such changes as required. Unless otherwise stated, all specifications are nominal. Fairview Microwave does not make any representation or warranty regarding the suitability of the part described herein for any particular purpose, and Fairview Microwave does not assume any liability arising out of the use of any part or documentation.



FAIRVIEW MICROWAVE INC.

ALLEN, TX 75013 WWW.FAIRVIEWMICROWAVE.COM

TITLE

Transfer Latching Electro-Mechanical Relay Switch
From DC to 40 GHz, 5 Watts with Indicators, TTL, Self
Cut Off, Diodes, 2.92mm

NOTES:

1. UNLESS OTHERWISE SPECIFIED ALL DIMENSIONS ARE NOMINAL.
2. ALL SPECIFICATIONS ARE SUBJECT TO CHANGE WITHOUT NOTICE AT ANY TIME.
3. DIMENSIONS ARE IN INCHES [mm].

DWG NO

FMSW6124

CAGE CODE

3FKR5

CAD FILE

031215

SHEET

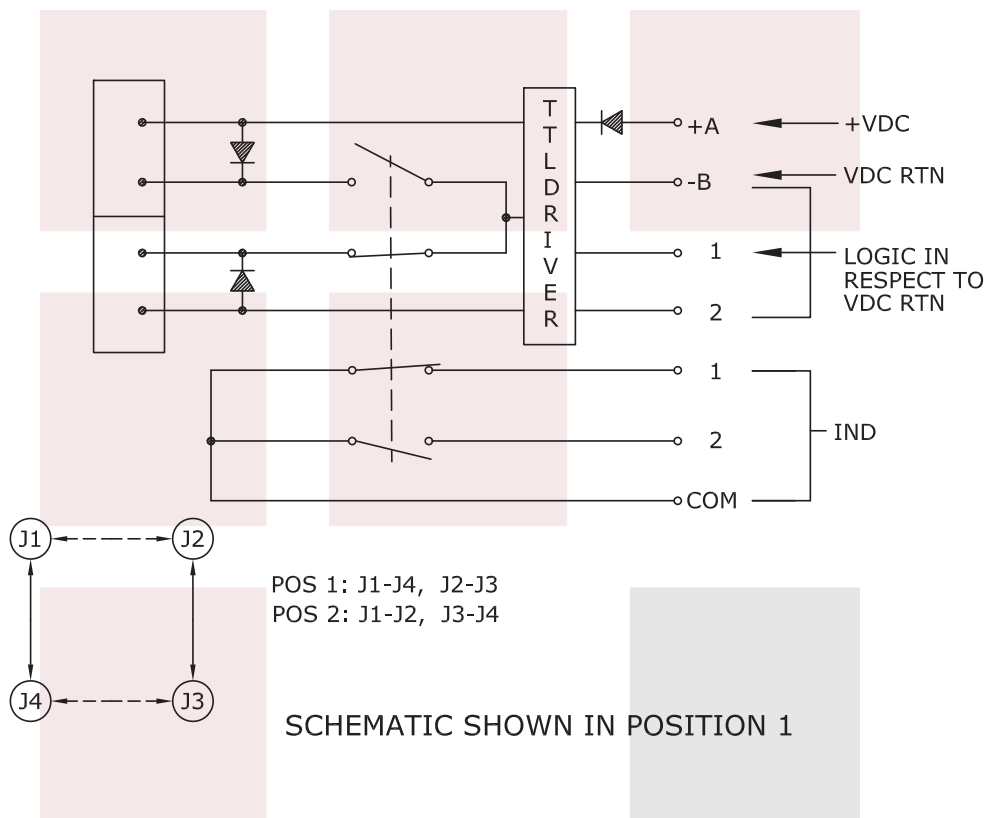
SCALE

N/A

SIZE

A

200



<div>FAIRVIEW MICROWAVE INC.</div> <div>ALLEN, TX 75013 WWW.FAIRVIEWMICROWAVE.COM</div>		<div>NOTES:</div> <div>1. UNLESS OTHERWISE SPECIFIED ALL DIMENSIONS ARE NOMINAL.</div> <div>2. ALL SPECIFICATIONS ARE SUBJECT TO CHANGE WITHOUT NOTICE AT ANY TIME.</div> <div>3. DIMENSIONS ARE IN INCHES [mm].</div>			
<div>TITLE</div> <div>Transfer Latching Electro-Mechanical Relay Switch</div> <div>From DC to 40 GHz, 5 Watts with Indicators, TTL, Self</div> <div>Cut Off, Diodes, 2.92mm</div>	<div>DWG NO</div> <div>FMSW6124</div>	<div>CAGE CODE</div> <div>3FKR5</div>			
	<div>CAD FILE</div> <div>031215</div>	<div>SHEET</div> <div></div>	<div>SCALE</div> <div>N/A</div>	<div>SIZE</div> <div>A</div>	<div></div> <div>200</div>