

2 Way Power Divider 2.92mm Interface from 1 GHz to 26.5 GHz Rated at 20 Watts

Fairview Microwave carries a wide selection of power dividers to fit your needs. These components are essential in many systems, allowing the combination of multiple signals or splitting of a single signal into multiple signals with equal magnitude and phase. Fairview Microwave's resistive and Wilkinson power dividers come with excellent performance featuring minimal loss, high isolation and low VSWR. They are available in both narrow and broad bandwidths with a variety of connector types such as 2.92mm, BNC, N and SMA.

The FMDV1058 is a 2-way high power Wilkinson power divider that operates from 0 to 26.5 GHz and can handle up to 20 Watts (CW) with 1.2 dB max insertion loss and 16 dB min isolation. The package interface uses 2.92mm female connectors and is REACH and RoHS compliant.

Electrical Specifications

Design: Wilkinson
Number of Output Ports: 2

Description	Min	Typ	Max	Units
Frequency Range	1		26.5	GHz
Impedance		50		Ohms
Input VSWR		1.6:1	1.7:1	
Output VSWR		1.5:1	1.6:1	
Insertion Loss		0.8	1.2	dB
Isolation	16	18		dB
Amplitude Balance		±0.4	±0.5	dB
Phase Balance		±5	±6	Degrees
Input Power (CW)			20	Watts
Reverse Power (CW)			1	Watt
Input Power (Peak)			200	Watts

Mechanical Specifications

Size
 Length: 3.19 in [81.03 mm]
 Width: 1.02 in [25.91 mm]
 Height: 0.39 in [9.91 mm]

Housing Material and Plating: Aluminum, Gold

Configuration

Package Type: Connectorized
 Input Connector: 2.92mm Female
 Output Connectors: 2.92mm Female

Environmental Specifications

Temperature

Operating Range: -45 to +85 deg C
 Storage Range: -55 to +125 deg C



Features:

- 2-Way Power Divider
- High Power Wilkinson Design
- 0 to 26.5 GHz Frequency Range
- Max Power 20 Watts (CW)
- Insertion Loss < 1.2 dB
- Isolation > 16 dB

Applications:

- Test and Measurement
- Military Communications
- Commercial Communications
- Wireless Communications
- SATCOM

Fairview Microwave
 301 Leora Ln., Suite 100
 Lewisville, TX 75056
 Tel: 1-800-715-4396 / (972) 649-6678
 Fax: (972) 649-6689
www.fairviewmicrowave.com
sales@fairviewmicrowave.com

Humidity
 Shock
 Vibration
 Altitude

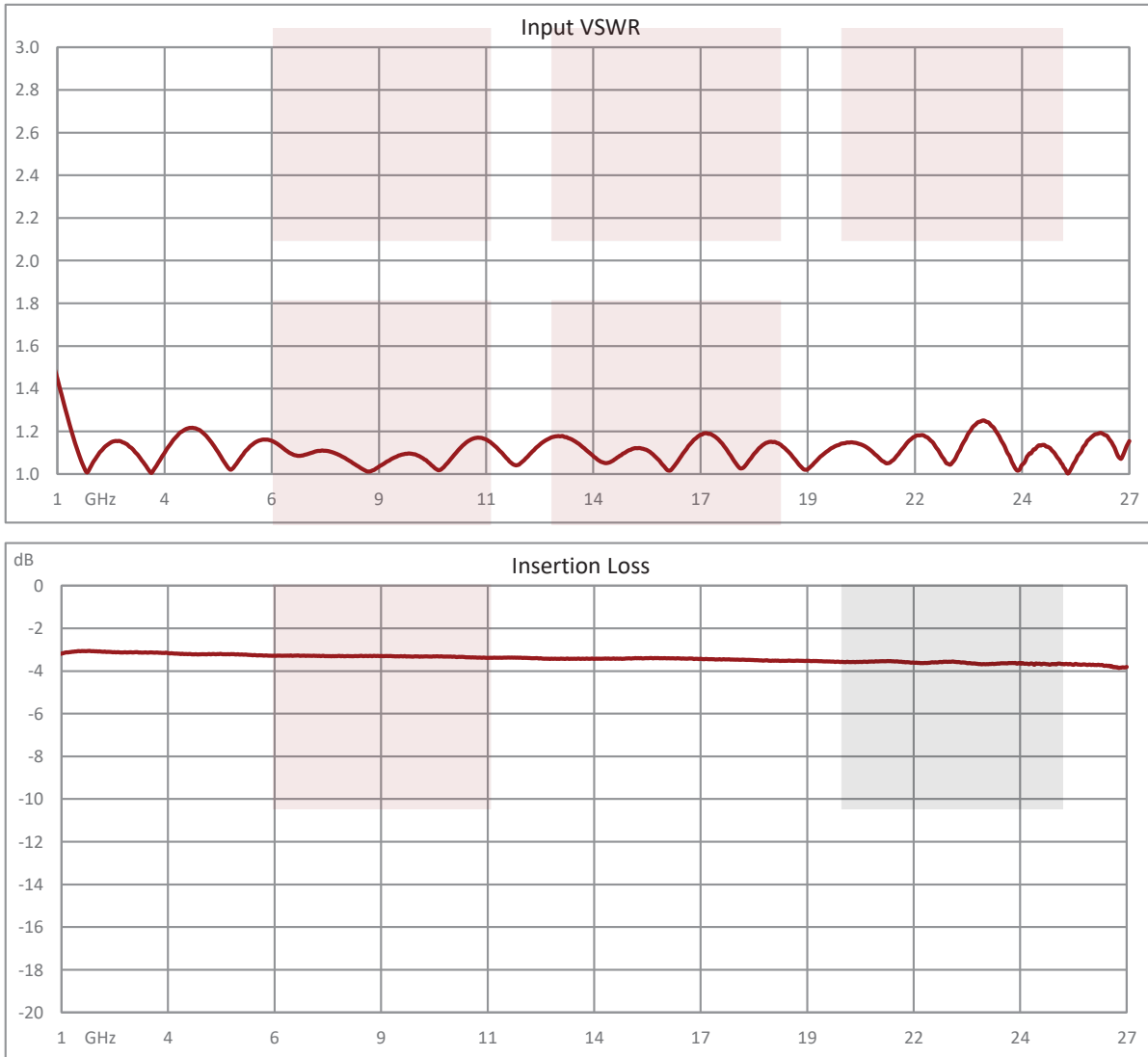
100% RH at 35°C, 95% RH at 40°C
 20G for 11msec half sine wave, 3 axis both directions
 25g RMS (15 degrees 2KHz) endurance, 1 hour per axis
 30,000 ft. (Epoxy Sealed Controlled environment)

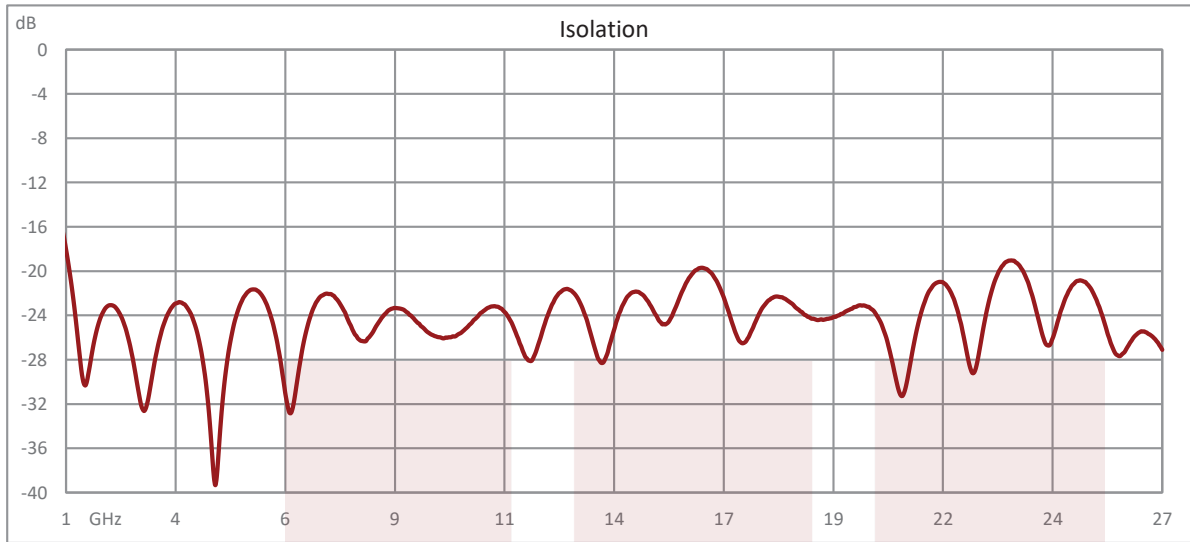
Compliance Certifications (see [product page](#) for current document)

Plotted and Other Data

Notes:

Typical Performance Data



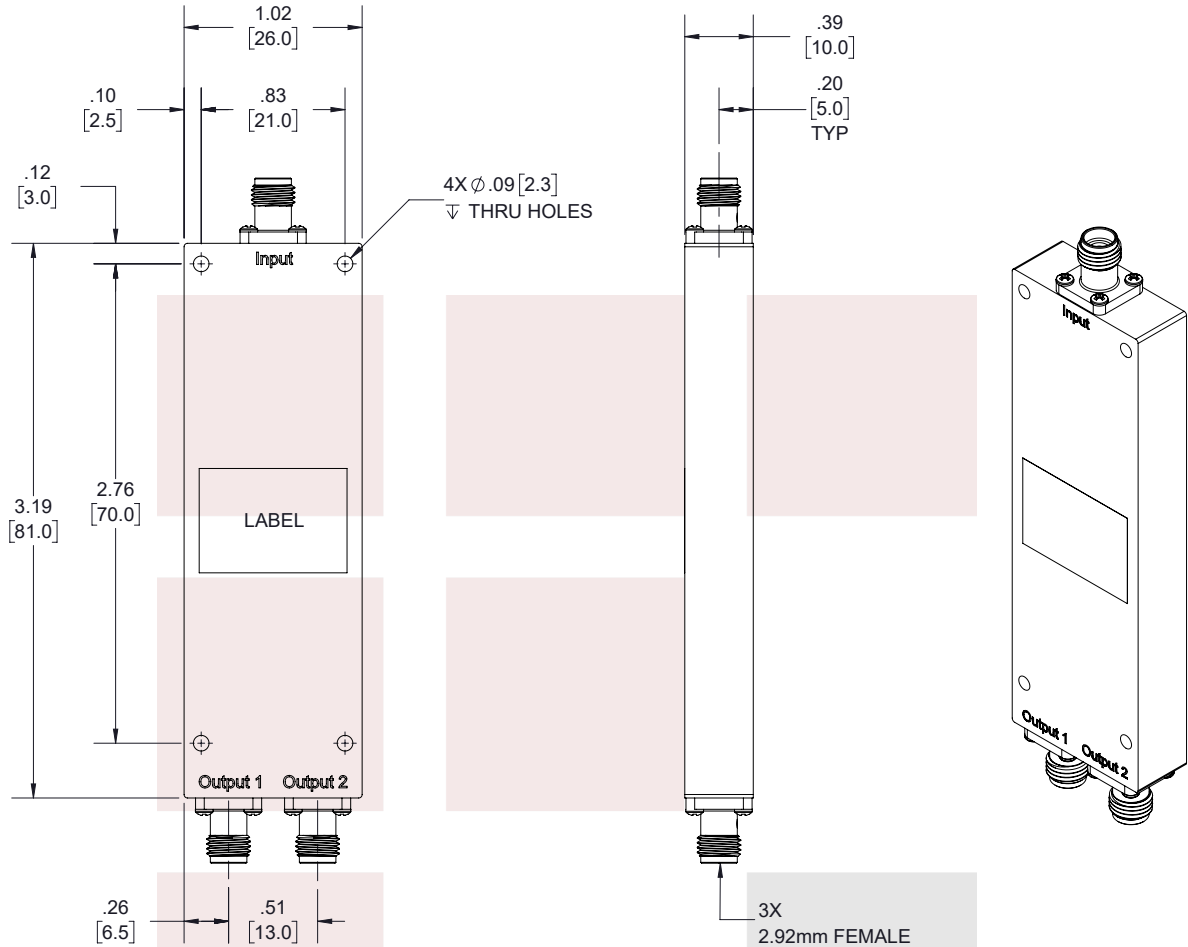


2 Way Power Divider 2.92mm Interface from 1 GHz to 26.5 GHz Rated at 20 Watts from Fairview Microwave is in-stock and available to ship same-day. All of our RF/microwave products are available off-the-shelf from our ISO 9001:2008 certified facilities in Allen, Texas. Fairview Microwave is RF on-demand.

For additional information on this product, please click the following link: [2 Way Power Divider 2.92mm Interface from 1 GHz to 26.5 GHz Rated at 20 Watts FMDV1058](https://www.fairviewmicrowave.com/2-way-power-divider-2.92mm-26.5-ghz-fmdv1058-p.aspx)

URL: <https://www.fairviewmicrowave.com/2-way-power-divider-2.92mm-26.5-ghz-fmdv1058-p.aspx>

The information contained in this document is accurate to the best of our knowledge and representative of the part described herein. It may be necessary to make modifications to the part and/or the documentation of the part, in order to implement improvements. Fairview Microwave reserves the right to make such changes as required. Unless otherwise stated, all specifications are nominal. Fairview Microwave does not make any representation or warranty regarding the suitability of the part described herein for any particular purpose, and Fairview Microwave does not assume any liability arising out of the use of any part or documentation.



LABEL

FAIRVIEW MICROWAVE
FMDV1058
D/C: XXXX

STANDARD TOLERANCES

.X ±0.2
 .XX ±0.01
 .XXX ±0.005

*STANDARD TOLERANCES APPLY ONLY TO DIMENSIONS IN INCHES



NOTES:
 1. UNLESS OTHERWISE SPECIFIED ALL DIMENSIONS ARE NOMINAL.
 2. ALL SPECIFICATIONS ARE SUBJECT TO CHANGE WITHOUT NOTICE AT ANY TIME.
 3. DIMENSIONS ARE IN INCHES [mm].

TITLE 2 Way Power Divider 2.92mm Interface from 1 GHz to 26.5 GHz Rated at 20 Watts	DWG NO FMDV1058		CAGE CODE 3FKR5			
	CAD FILE 01/29/19	SHEET 1 OF 1	SCALE N/A	SIZE A	7361	