

N Male Low PIM Connector Solder Attachment for FM-SR141TB, FM-SR141TBJ, FM-SR141CU-STR, FM-SR141CUTN-COIL Cable

Type N male connector with solder/solder attachment for FM-SR141TB, FM-SR141TBJ, FM-SR141CU-STR and FM-SR141CUTN-COIL, part number FMCN1927, from Fairview Microwave is in-stock and ships same day. This type N male connector operates up to a maximum frequency of 6 GHz and offers excellent VSWR of 1.15:1. The type N male connector also has low passive intermodulation (PIM) of -155 dBc.

Fairview's type N male connector FMCN1927 datasheet specifications and outline drawing are shown in this PDF below. Our extensive offering of RF, microwave and millimeter wave connectors allows designers to configure and customize their signal connections however they like. From providing an I/O for a board design to creating a custom cable assembly configuration, Fairview Microwave has a connector solution to meet your needs. Fairview Microwave also has the expertise to build your custom cable assemblies for you and ship them same-day.

Electrical Specifications

Description	Min	Typ	Max	Units
Frequency Range	DC		6	GHz
VSWR			1.15:1	
Passive Intermodulation			-155	dBc
DWV (AC)			750	Vrms

Mechanical Specifications

Size	
Length	0.88 in [22.35 mm]
Width/Dia.	0.85 in [21.59 mm]
Height	0.85 in [21.59 mm]
Weight	0.104 lbs [47.17 g]

Material Specifications

Description	Material	Plating
Contact	Brass	Silver
Insulation	PTFE	
Body	Brass	Tri-Metal
Coupling Nut	Brass	Tri-Metal

Environmental Specifications

Temperature

Operating Range -40 to +155 deg C

Compliance Certifications (see [product page](#) for current document)

Plotted and Other Data

Notes:



Configuration:

- N Male Connector
- 50 Ohms
- Straight Body Geometry
- FM-SR141TB, FM-SR141TBJ, FM-SR141CU-STR, FM-SR-141CUTN-COIL Interface Type
- Solder/Solder Attachment
- Low PIM Design

Features:

- Operating Frequency of 6 GHz Max.
- Excellent VSWR of 1.15:1
- PIM levels better than -155 dBc
- Silver Plated Brass Contact

Applications:

- General Purpose Test
- Wireless Communications
- Custom Cable Assemblies
- Low PIM Applications


Fairview Microwave
301 Leora Ln., Suite 100
Lewisville, TX 75056
Tel: 1-800-715-4396 / (972) 649-6678
Fax: (972) 649-6689
www.fairviewmicrowave.com
sales@fairviewmicrowave.com

N Male Low PIM Connector Solder Attachment for FM-SR141TB, FM-SR141TBJ, FM-SR141CU-STR, FM-SR141CUTN-COIL Cable from Fairview Microwave is in-stock and available to ship same-day. All of our RF/microwave products are available off-the-shelf from our ISO 9001:2008 certified facilities in Lewisville, Texas. Fairview Microwave is RF on-demand.

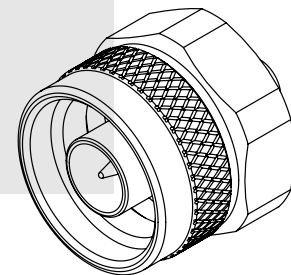
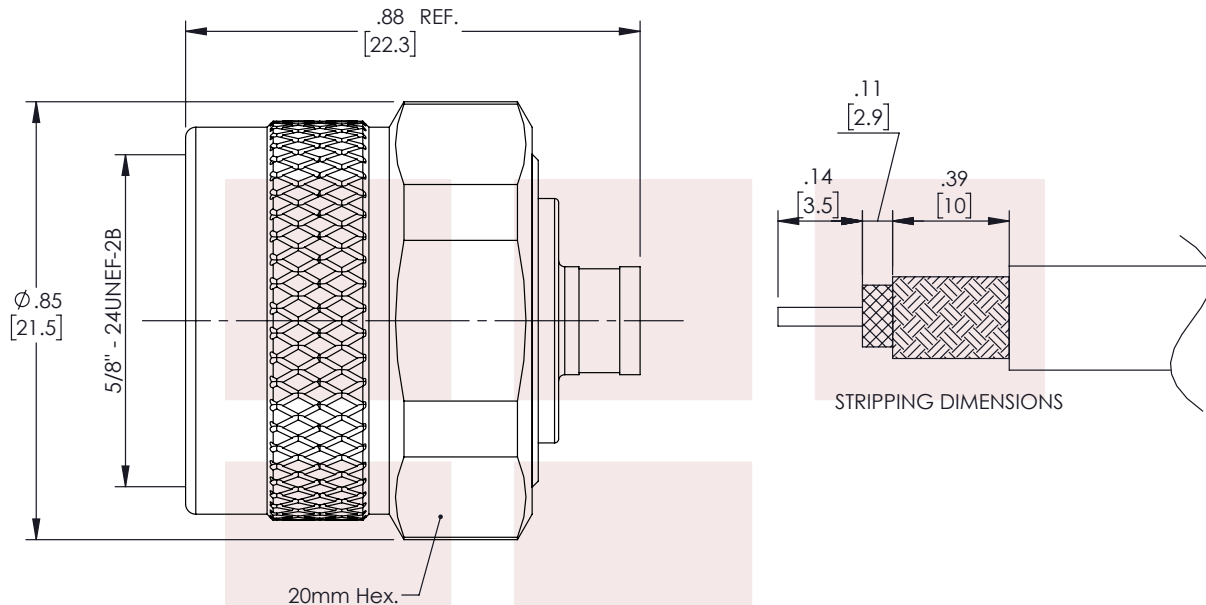
For additional information on this product, please click the following link: [N Male Low PIM Connector Solder Attachment for FM-SR141TB, FM-SR141TBJ, FM-SR141CU-STR, FM-SR141CUTN-COIL Cable FMCN1927](#)

URL: <https://www.fairviewmicrowave.com/n-male-fm-sr141tb-fm-sr141tbj-fm-sr141cu-str-fm-sr141cutn-coil-connector-fmcn1927-p.aspx>

The information contained in this document is accurate to the best of our knowledge and representative of the part described herein. It may be necessary to make modifications to the part and/or the documentation of the part, in order to implement improvements. Fairview Microwave reserves the right to make such changes as required. Unless otherwise stated, all specifications are nominal. Fairview Microwave does not make any representation or warranty regarding the suitability of the part described herein for any particular purpose, and Fairview Microwave does not assume any liability arising out of the use of any part or documentation.



REVISIONS			
REV.	DESCRIPTION	DATE	APPROVED
A	INITIAL RELEASE	8/17/2022	AGANWANI



THESE COMMODITIES, TECHNOLOGY OR SOFTWARE WERE EXPORTED FROM THE UNITED STATES IN ACCORDANCE WITH THE EXPORT ADMINISTRATION REGULATIONS. DIVERSION CONTRARY TO U.S. LAW PROHIBITED.

TITLE

N Male Low PIM Connector Solder Attachment for
FM-SR141TB, FM-SR141TBJ, FM-SR141CU-STR, FM-
SR141CUTN-COIL Cable

UNLESS OTHERWISE SPECIFIED LEADING DIMENSIONS ARE INCHES
DIMENSIONS IN [] ARE MILLIMETERS

TOLERANCES:

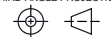
.X = ±.2 [5.08] FRACTIONS
.XX = ±.02 [.51] ± 1/32
XXX = ±.005 [.13] ANGLES ± 1°

CABLE LENGTH (L) TOLERANCES:

L ≤ 12 [305] = +1 [25] / -0
12 [305] < L ≤ 60 [1524] = +2 [51] / -0
60 [1524] < L ≤ 120 [3048] = +4 [102] / -0
120 [3048] < L ≤ 300 [7620] = +6 [152] / -0
300 [7620] < L = +5%L / -0

ALL DIMENSIONS SHOWN ARE FOR REFERENCE ONLY.

THIRD-ANGLE PROJECTION



THE INFORMATION AND
DESIGN IN THIS DOCUMENT
IS THE PROPERTY OF
FAIRVIEW MICROWAVE CORPORATION.
ALL RIGHTS RESERVED.

SHEET 1 OF 1

SCALE N/A

SIZE A	CAGE CODE 3FKR5	DRAWN BY PSRINIVAS	ITEM NO. FMCN1927	REV A
-----------	--------------------	-----------------------	----------------------	----------

T-Rev.D