

TNC Female Connector Solder Attachment for FM-SR141ALTN, FM-SR141TB, FM-SR141TBJ, FM-SR141CUTN, RG402

TNC female connector with solder/solder attachment for FM-SR141ALTN, FM-SR141TB, FM-SR141TBJ, FM-SR141CUTN and RG402, part number FMCN1878, from Fairview Microwave is in-stock and ships same day. This TNC female connector operates up to a maximum frequency of 6 GHz.

Fairview's TNC female connector FMCN1878 datasheet specifications and outline drawing are shown in this PDF below. Our extensive offering of RF, microwave and millimeter wave connectors allows designers to configure and customize their signal connections however they like. From providing an I/O for a board design to creating a custom cable assembly configuration, Fairview Microwave has a connector solution to meet your needs. Fairview Microwave also has the expertise to build your custom cable assemblies for you and ship them same-day.

Electrical Specifications

Description	Min	Typ	Max	Units
Frequency Range	DC		6	GHz

Mechanical Specifications

Size	
Length	0.83 in [21.08 mm]
Width/Dia.	0.472 in [11.99 mm]
Height	0.5 in [12.7 mm]
Weight	0.079 lbs [35.83 g]

Material Specifications

Description	Material	Plating
Contact	Beryllium Copper	Gold over Nickel
Insulation	PTFE	
Body	Brass	Nickel

Compliance Certifications (see [product page](#) for current document)

Plotted and Other Data

Notes:



Configuration:

- TNC Female Connector
- 50 Ohms
- Straight Body Geometry
- FM-SR141ALTN, FM-SR141TB, FM-SR141TBJ, FM-SR141CUTN, RG402 Interface Type
- Solder/Solder Attachment

Features:

- Operating Frequency of 6 GHz Max.
- Gold over Nickel Plated Beryllium Copper Contact

Applications:

- General Purpose Test
- Custom Cable Assemblies


Fairview Microwave
301 Leora Ln., Suite 100
Lewisville, TX 75056
Tel: 1-800-715-4396 / (972) 649-6678
Fax: (972) 649-6689
www.fairviewmicrowave.com
sales@fairviewmicrowave.com

TNC Female Connector Solder Attachment for FM-SR141ALTN, FM-SR141TB, FM-SR141TBJ, FM-SR141CUTN, RG402 from Fairview Microwave is in-stock and available to ship same-day. All of our RF/microwave products are available off-the-shelf from our ISO 9001:2008 certified facilities in Lewisville, Texas. Fairview Microwave is RF on-demand.

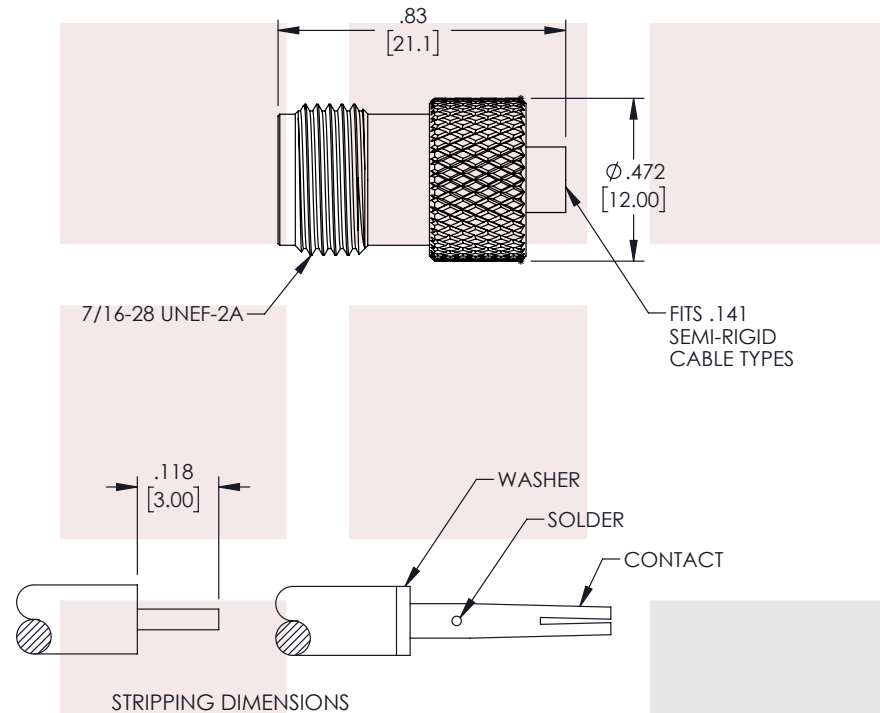
For additional information on this product, please click the following link: [TNC Female Connector Solder Attachment for FM-SR141ALTN, FM-SR141TB, FM-SR141TBJ, FM-SR141CUTN, RG402 FMCN1878](#)

URL: <https://www.fairviewmicrowave.com/tnc-female-fm-sr141altn-fm-sr141tb-fm-sr141tbj-fm-sr141cutn-rg402-connector-fmcn1878-p.aspx>

The information contained in this document is accurate to the best of our knowledge and representative of the part described herein. It may be necessary to make modifications to the part and/or the documentation of the part, in order to implement improvements. Fairview Microwave reserves the right to make such changes as required. Unless otherwise stated, all specifications are nominal. Fairview Microwave does not make any representation or warranty regarding the suitability of the part described herein for any particular purpose, and Fairview Microwave does not assume any liability arising out of the use of any part or documentation.




REVISIONS			
REV.	DESCRIPTION	DATE	APPROVED
A	INITIAL RELEASE	02/21/2022	AGANWANI



ASSEMBLY PROCEDURE

1. STRIP CABLE AS SHOWN. DO NOT NICK CENTER CONDUCTOR.
2. PLACE WASHER OVER CENTER CONDUCTOR. SLIDE CONTACT OVER CONDUCTOR UNTIL IT BOTTOMS OUT. SOLDER CONTACT TO CENTER CONDUCTOR.
3. INSERT CABLE INTO BODY UNTIL IT MATES. SOLDER OUTER CONDUCTOR TO BODY.

THESE COMMODITIES, TECHNOLOGY OR SOFTWARE WERE EXPORTED FROM THE UNITED STATES IN ACCORDANCE WITH THE EXPORT ADMINISTRATION REGULATIONS. DIVERSION CONTRARY TO U.S. LAW PROHIBITED.

<div><div><div></div><div></div><div></div><div></div></div><div><div>Fairview Microwave</div><div>an INFINITE brand</div></div></div>		UNLESS OTHERWISE SPECIFIED LEADING DIMENSIONS ARE INCHES DIMENSIONS IN [] ARE MILLIMETERS		THIRD-ANGLE PROJECTION  THE INFORMATION AND DESIGN IN THIS DOCUMENT IS THE PROPERTY OF FAIRVIEW MICROWAVE CORPORATION. ALL RIGHTS RESERVED.	
TITLE		TOLERANCES:		CABLE LENGTH (L) TOLERANCES:	
TNC Female Connector Solder Attachment for FM-SR141ALTN, FM-SR141TB, FM-SR141TBJ, FM-SR141CUTN, RG402		.X = ±.2 [5.08] FRACTIONS .XX = ±.02 [.51] ± 1/32 .XXX = ±.005 [.13] ANGLES ± 1°		L ≤ 12 [305] = +1 [25] / -0 12 [305] < L ≤ 60 [1524] = +2 [51] / -0 60 [1524] < L ≤ 120 [3048] = +4 [102] / -0 120 [3048] < L ≤ 300 [7620] = +6 [152] / -0 300 [7620] < L = +5%L / -0	
		ALL DIMENSIONS SHOWN ARE FOR REFERENCE ONLY.		SCALE	
SIZE		CAGE CODE		DRAWN BY	
A		3FKR5		A.KRESOWSKI	
		ITEM NO.		FMCN1878	
				REV	
				A	

T-Rev.D