

## 7/16 DIN Male Connector Crimp/Solder Attachment for RG58, RG141, RG303, LMR-195, 0.195 inch

7/16 DIN male connector with crimp/solder attachment for RG58, RG141, RG303, LMR-195 and .195 inch, part number FMCN1830, from Fairview Microwave is in-stock and ships same day. This 7/16 DIN male connector operates up to a maximum frequency of 3 GHz and offers excellent VSWR of 1.1:1.

Fairview's 7/16 DIN male connector FMCN1830 datasheet specifications and outline drawing are shown in this PDF below. Our extensive offering of RF, microwave and millimeter wave connectors allows designers to configure and customize their signal connections however they like. From providing an I/O for a board design to creating a custom cable assembly configuration, Fairview Microwave has a connector solution to meet your needs. Fairview Microwave also has the expertise to build your custom cable assemblies for you and ship them same-day.

### Electrical Specifications

Description	Min	Typ	Max	Units
Frequency Range	DC		3	GHz
VSWR			1.1:1	
Insertion Loss			0.1	dB
Operating Voltage (DC)			2,700	Vdc
DWV (DC)			4,000	Vdc
Inner Cond. DC Resistance			0.8	mOhms
Outer Cond. DC Resistance			0.2	mOhms
Insulation Resistance	10,000			MOhms

### Mechanical Specifications

<b>Size</b>	
Length	1.99 in [50.55 mm]
Width/Dia.	1.25 in [31.75 mm]
Height	0.5 in [12.7 mm]
Weight	0.243 lbs [110.22 g]
Mating Torque	221 to 265 in-lbs [24.97 to 29.95 Nm]

### Material Specifications

Description	Material	Plating
Contact	Brass	Silver 5 µm minimum
Insulation	PTFE	
Body	Brass	Tri-Metal 2 µm minimum
Coupling Nut	Brass	Tri-Metal 2 µm minimum



### Configuration:

- 7/16 DIN Male Connector
- IEC 61169-4
- 50 Ohms
- Straight Body Geometry
- RG58, RG141, RG303, LMR-195, .195 inch Interface Type
- Crimp/Solder Attachment
- 32 mm Hex

### Features:

- Operating Frequency of 3 GHz Max.
- Excellent VSWR of 1.1:1
- Silver Plated Brass Contact
- 5 µm minimum contact plating

### Applications:

- General Purpose Test
- Custom Cable Assemblies

Fairview Microwave  
301 Leora Ln., Suite 100  
Lewisville, TX 75056  
Tel: 1-800-715-4396 / (972) 649-6678  
Fax: (972) 649-6689  
[www.fairviewmicrowave.com](http://www.fairviewmicrowave.com)  
[sales@fairviewmicrowave.com](mailto:sales@fairviewmicrowave.com)

### Environmental Specifications

#### Temperature

Operating Range	-40 to +85 deg C
Shock	IEC 60068-2-27
Vibration	IEC 60068-2-6-Fc
Thermal Shock	IEC 60068-2-14-Na

**Compliance Certifications** (see [product page](#) for current document)

### Plotted and Other Data

Notes:

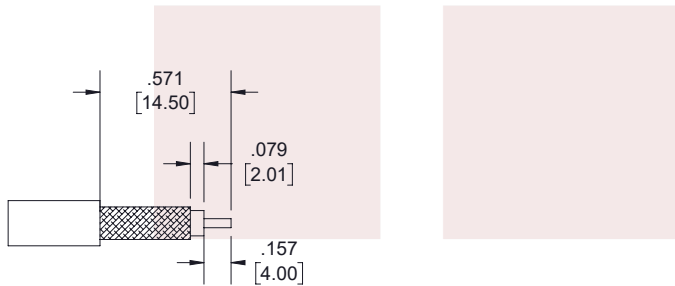
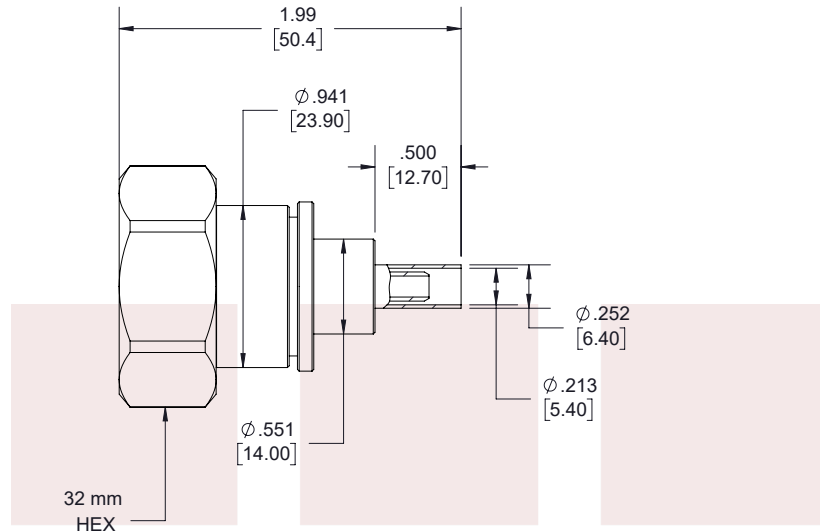
7/16 DIN Male Connector Crimp/Solder Attachment for RG58, RG141, RG303, LMR-195, 0.195 inch from Fairview Microwave is in-stock and available to ship same-day. All of our RF/microwave products are available off-the-shelf from our ISO 9001:2008 certified facilities in Lewisville, Texas. Fairview Microwave is RF on-demand.

For additional information on this product, please click the following link: [7/16 DIN Male Connector Crimp/Solder Attachment for RG58, RG141, RG303, LMR-195, 0.195 inch FMCN1830](#)

URL: <https://www.fairviewmicrowave.com/7-16-din-male-rg58-rg141-rg303-lmr-195-.195-connector-fmcn1830-p.aspx>

The information contained in this document is accurate to the best of our knowledge and representative of the part described herein. It may be necessary to make modifications to the part and/or the documentation of the part, in order to implement improvements. Fairview Microwave reserves the right to make such changes as required. Unless otherwise stated, all specifications are nominal. Fairview Microwave does not make any representation or warranty regarding the suitability of the part described herein for any particular purpose, and Fairview Microwave does not assume any liability arising out of the use of any part or documentation.

REVISIONS			
REV.	DESCRIPTION	DATE	APPROVED
A	INITIAL RELEASE	02/11/2022	A.GANWANI



STRIPPING DIMENSIONS

CRIMP SIZE REQUIRED

CONTACT: SOLDER  
FERRULE: .213" [5.41] HEX CRIMP TOOL

THESE COMMODITIES, TECHNOLOGY OR SOFTWARE WERE EXPORTED FROM THE UNITED STATES IN ACCORDANCE WITH THE EXPORT ADMINISTRATION REGULATIONS. DIVERSION CONTRARY TO U.S. LAW PROHIBITED.

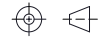
TITLE  
7/16 DIN Male Connector Crimp/Solder Attachment  
for RG58, RG141, RG303, LMR-195, 0.195 inch

UNLESS OTHERWISE SPECIFIED LEADING DIMENSIONS ARE INCHES  
DIMENSIONS IN [ ] ARE MILLIMETERS

TOLERANCES: CABLE LENGTH (L) TOLERANCES:

.X = ±.2 [5.08]	FRACTIONS ± 1/32	L ≤ 12 [305] = +1 [25] / -0
.XX = ±.02 [.51]	ANGLES ± 1°	12 [305] < L ≤ 60 [1524] = +2 [51] / -0
.XXX = ±.005 [.13]		60 [1524] < L ≤ 120 [3048] = +4 [102] / -0
		120 [3048] < L ≤ 300 [7620] = +6 [152] / -0
		300 [7620] < L = +5%L / -0

THIRD-ANGLE PROJECTION



THE INFORMATION AND DESIGN IN THIS DOCUMENT IS THE PROPERTY OF FAIRVIEW MICROWAVE CORPORATION. ALL RIGHTS RESERVED.

SHEET 1 OF 1

ALL DIMENSIONS SHOWN ARE FOR REFERENCE ONLY.

SCALE N/A

SIZE A	CAGE CODE 3FKR5	DRAWN BY K.GLEBOVA	ITEM NO. FMCN1830	REV A
-----------	--------------------	-----------------------	----------------------	----------

T-Rev.D