

## TNC Female Bulkhead Connector Solder Attachment for FM-SR141ALTN, FM-SR141TB, FM-SR141TBJ, FM-SR141CUTN, FM-SR141CU Cable

TNC female bulkhead connector with solder/solder attachment for FM-SR141ALTN, FM-SR141TB, FM-SR141TBJ, FM-SR141CUTN and FM-SR141CU, part number FMCN1599, from Fairview Microwave is in-stock and ships same day. This TNC female connector operates up to a maximum frequency of 6 GHz. Fairview's FMCN1599 bulkhead TNC connector enables designers to make external connections on product enclosures, and can be used in a variety of other rack mount and panel mount applications.

Fairview's TNC female bulkhead connector FMCN1599 datasheet specifications and outline drawing are shown in this PDF below. Our extensive offering of RF, microwave and millimeter wave connectors allows designers to configure and customize their signal connections however they like. From providing an I/O for a board design to creating a custom cable assembly configuration, Fairview Microwave has a connector solution to meet your needs. Fairview Microwave also has the expertise to build your custom cable assemblies for you and ship them same-day.

### Electrical Specifications

Description	Min	Typ	Max	Units
Frequency Range	DC		6	GHz

### Mechanical Specifications

<b>Size</b>	
Length	0.992 in [25.2 mm]
Width/Dia.	0.69 in [17.53 mm]
Weight	0.0355 lbs [16.1 g]

### Material Specifications

Description	Material	Plating
Contact	Beryllium Copper	Gold over Nickel
Insulation	PTFE	
Body	Brass	Nickel

**Compliance Certifications** (see [product page](#) for current document)

### Plotted and Other Data

Notes:



### Configuration:

- TNC Female Connector
- 50 Ohms
- Straight Body Geometry
- FM-SR141ALTN, FM-SR141TB, FM-SR141TBJ, FM-SR141CUTN, FM-SR141CU Interface Type
- Solder/Solder Attachment
- Bulkhead

### Features:

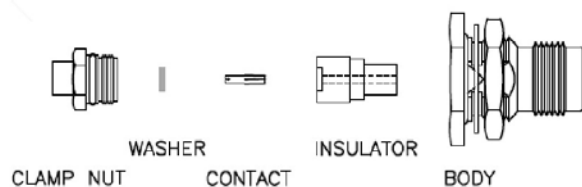
- Operating Frequency of 6 GHz Max.
- Gold over Nickel Plated Beryllium Copper Contact

### Applications:

- General Purpose Test
- Rack and Panel Mount Applications
- Custom Cable Assemblies

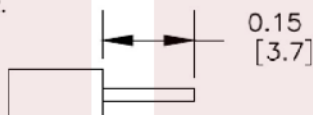
Fairview Microwave  
301 Leora Ln., Suite 100  
Lewisville, TX 75056  
Tel: 1-800-715-4396 / (972) 649-6678  
Fax: (972) 649-6689  
[www.fairviewmicrowave.com](http://www.fairviewmicrowave.com)  
[sales@fairviewmicrowave.com](mailto:sales@fairviewmicrowave.com)

## Assembly Instruction

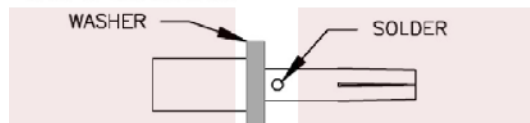


### ASSEMBLY PROCEDURES

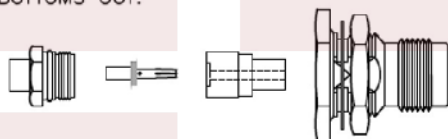
1. STRIP CABLE AS SHOWN. DO NOT NICK CENTER CONDUCTOR.



2. INSERT CLAMP NUT THROUGH CABLE. PLACE WASHER OVER CENTER CONDUCTOR. SOLDER CONTACT TO CENTER CONDUCTOR.

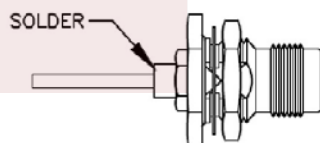


3. ASSEMBLE CONTACT, INSULATOR AND BODY TOGETHER. SCREW CLAMP NUT INTO THE BODY UNTIL IT BOTTOMS OUT.



CLAMP NUT CONTACT INSULATOR BODY

4. SOLDER OUTER CONDUCTOR TO CLAMP NUT AND TIGHTEN CLAMP NUT TO BODY.



TNC Female Bulkhead Connector Solder Attachment for FM-SR141ALTN, FM-SR141TB, FM-SR141TBJ, FM-SR141CUTN, FM-SR141CU Cable from Fairview Microwave is in-stock and available to ship same-day. All of our RF/microwave products are available off-the-shelf from our ISO 9001:2008 certified facilities in Lewisville, Texas. Fairview Microwave is RF on-demand.

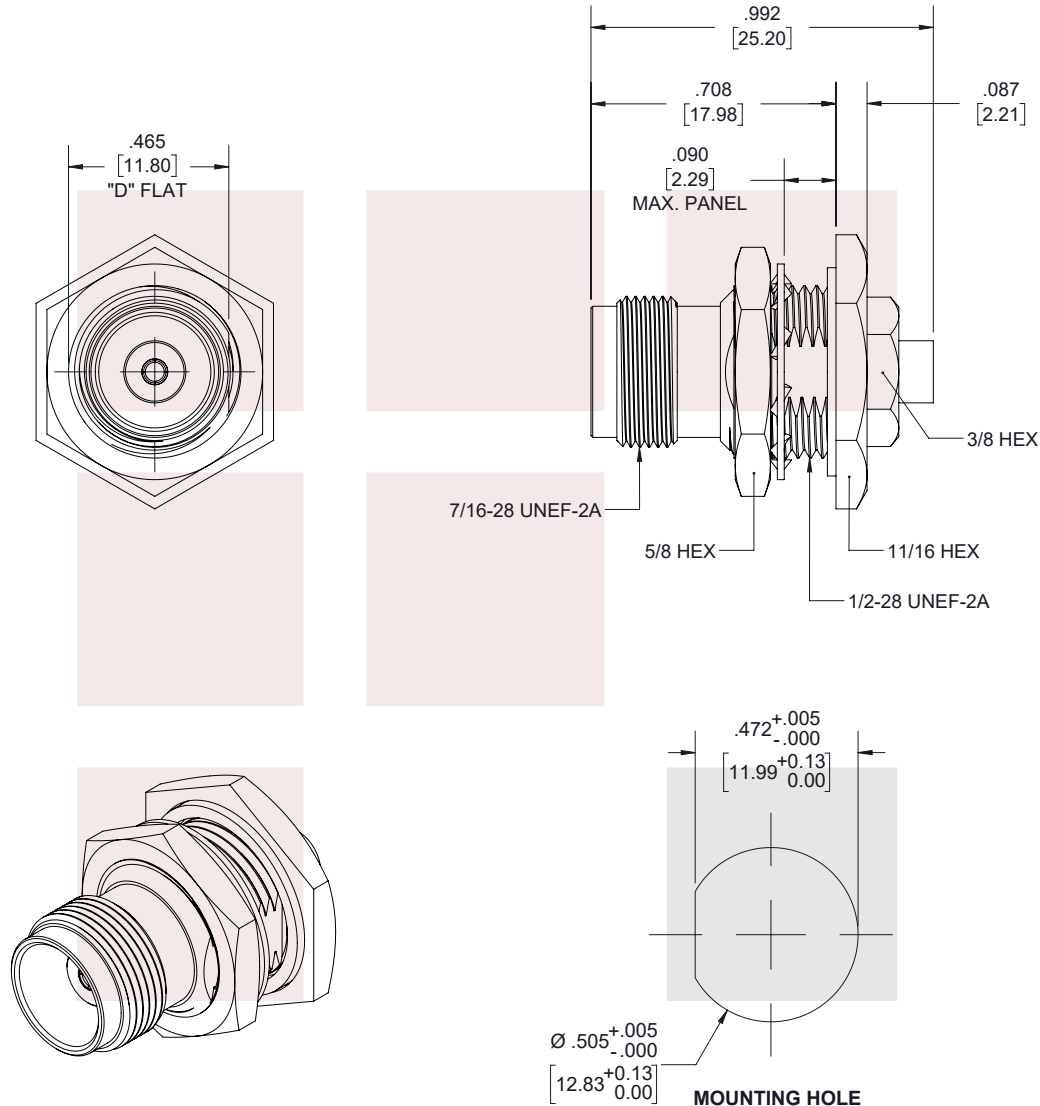
For additional information on this product, please click the following link: [TNC Female Bulkhead Connector Solder Attachment for FM-SR141ALTN, FM-SR141TB, FM-SR141TBJ, FM-SR141CUTN, FM-SR141CU Cable FMCN1599](#)

URL: <https://www.fairviewmicrowave.com/tnc-female-fm-sr141altn-fm-sr141tb-fm-sr141tbj-fm-sr141cutn-fm-sr141cu-connector-fmcn1599-p.aspx>

The information contained in this document is accurate to the best of our knowledge and representative of the part described herein. It may be necessary to make modifications to the part and/or the documentation of the part, in order to implement improvements. Fairview Microwave reserves the right to make such changes as required. Unless otherwise stated, all specifications are nominal. Fairview Microwave does not make any representation or warranty regarding the suitability of the part described herein for any particular purpose, and Fairview Microwave does not assume any liability arising out of the use of any part or documentation.



REVISIONS			
REV.	DESCRIPTION	DATE	APPROVED
A	INITIAL RELEASE	11/22/19	S.ELLIS



THESE COMMODITIES, TECHNOLOGY OR SOFTWARE WERE EXPORTED FROM THE UNITED STATES IN ACCORDANCE WITH THE EXPORT ADMINISTRATION REGULATIONS. DIVERSION CONTRARY TO U.S. LAW PROHIBITED.



TITLE  
TNC Female Bulkhead Connector Solder Attachment  
for FM-SR141ALTN, FM-SR141TB, FM-SR141TBJ, FM-SR141CUTN, FM-SR141CU Cable

UNLESS OTHERWISE SPECIFIED LEADING DIMENSIONS ARE INCHES  
DIMENSIONS IN [ ] ARE MILLIMETERS

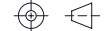
TOLERANCES:

.X = ±.2 [5.08] FRACTIONS  
.XX = ±.02 [.51] ± 1/32  
.XXX = ±.005 [.13] ANGLES ± 1°

CABLE LENGTH (L) TOLERANCES:

L ≤ 12 [305] = +1 [25] / -0  
12 [305] < L ≤ 60 [1524] = +2 [51] / -0  
60 [1524] < L ≤ 120 [3048] = +4 [102] / -0  
120 [3048] < L ≤ 300 [7620] = +6 [152] / -0  
300 [7620] < L = +5%L / -0

THIRD-ANGLE PROJECTION



THE INFORMATION AND DESIGN IN THIS DOCUMENT IS THE PROPERTY OF FAIRVIEW MICROWAVE CORPORATION. ALL RIGHTS RESERVED.

SHEET 1 OF 2

SCALE N/A

ALL DIMENSIONS SHOWN ARE FOR REFERENCE ONLY.

SIZE	CAGE CODE	DRAWN BY	PART NUMBER	REV
A	3FKR5	K.DANG	FMCN1599	A

T-Rev.D