

BNC Female Connector Crimp/Solder Attachment for RG55, RG141, RG142, RG223, RG400 Cable

BNC female connector with crimp/solder attachment for RG55, RG141, RG142, RG223 and RG400, part number FMCN1573, from Fairview Microwave is in-stock and ships same day. This BNC female connector operates up to a maximum frequency of 4 GHz and offers good VSWR of 1.3:1.

Fairview's BNC female connector FMCN1573 datasheet specifications and outline drawing are shown in this PDF below. Our extensive offering of RF, microwave and millimeter wave connectors allows designers to configure and customize their signal connections however they like. From providing an I/O for a board design to creating a custom cable assembly configuration, Fairview Microwave has a connector solution to meet your needs. Fairview Microwave also has the expertise to build your custom cable assemblies for you and ship them same-day.

Electrical Specifications

Description	Min	Typ	Max	Units
Frequency Range	DC		4	GHz
VSWR			1.3:1	
Operating Voltage (AC)			500	Vrms
Inner Cond. DC Resistance			1.5	mOhms
Outer Cond. DC Resistance			0.5	mOhms
Insulation Resistance	5,000			MOhms

Mechanical Specifications

Size	
Length	1.425 in [36.2 mm]
Width/Dia.	0.57 in [14.48 mm]

Material Specifications

Description	Material	Plating
Contact	Brass	Gold
Insulation	PTFE	
Outer Conductor	Brass	Nickel
Body	Brass	Nickel
Crimp Sleeve	Brass	Nickel

Environmental Specifications

Temperature

Operating Range
Vibration

Temperature Cycle

-65 to +165 deg C
MIL-STD-202, Method 204, Condition B
MIL-STD-202, Method 107, Condition B



Configuration:

- BNC Female Connector
- MIL-STD-348A
- 50 Ohms
- Straight Body Geometry
- RG55, RG141, RG142, RG223, RG400 Interface Type
- Crimp/Solder Attachment

Features:

- Operating Frequency of 4 GHz Max.
- Good VSWR of 1.3:1
- Gold Plated Brass Contact

Applications:

- General Purpose Test
- Custom Cable Assemblies

Fairview Microwave
301 Leora Ln., Suite 100
Lewisville, TX 75056
Tel: 1-800-715-4396 / (972) 649-6678
Fax: (972) 649-6689
www.fairviewmicrowave.com
sales@fairviewmicrowave.com

Salt Spray

MIL-STD-202, Method 101, Condition B

Compliance Certifications (see [product page](#) for current document)

Plotted and Other Data

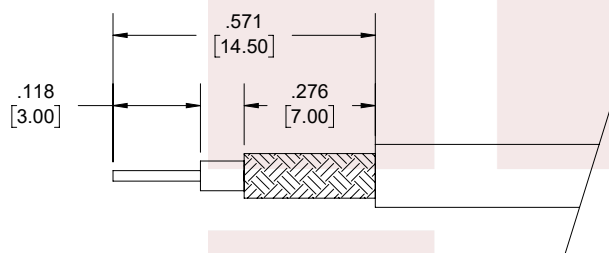
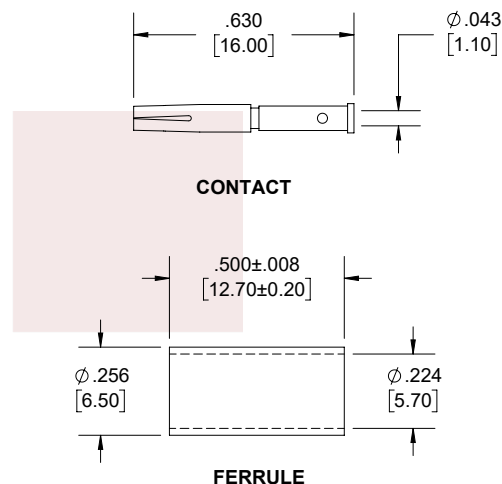
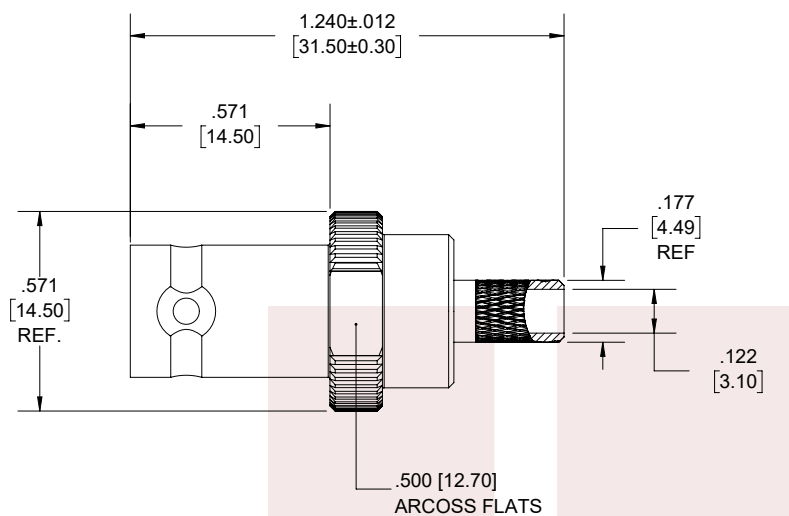
Notes:

BNC Female Connector Crimp/Solder Attachment for RG55, RG141, RG142, RG223, RG400 Cable from Fairview Microwave is in-stock and available to ship same-day. All of our RF/microwave products are available off-the-shelf from our ISO 9001:2008 certified facilities in Allen, Texas. Fairview Microwave is RF on-demand.

For additional information on this product, please click the following link: [BNC Female Connector Crimp/Solder Attachment for RG55, RG141, RG142, RG223, RG400 Cable FMCN1573](#)

URL: <https://www.fairviewmicrowave.com/bnc-female-rg55-rg141-rg142-rg223-rg400-connector-fmcn1573-p.aspx>

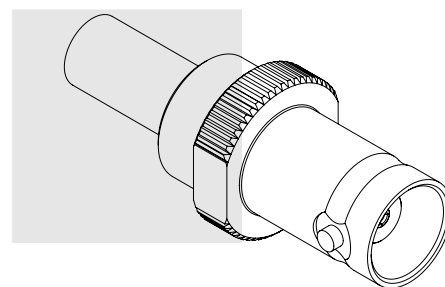
The information contained in this document is accurate to the best of our knowledge and representative of the part described herein. It may be necessary to make modifications to the part and/or the documentation of the part, in order to implement improvements. Fairview Microwave reserves the right to make such changes as required. Unless otherwise stated, all specifications are nominal. Fairview Microwave does not make any representation or warranty regarding the suitability of the part described herein for any particular purpose, and Fairview Microwave does not assume any liability arising out of the use of any part or documentation.



STRIPPING DIMENSIONS

NOTES:

1. CABLE ATTACHMENT:
 - OUTER: CRIMP.
 - INNER: SOLDER/CRIMP.
2. CRIMP SIZE REQUIRED:
 - FERRULE: .213 [5.87] HEX. CRIMP TOOL.
 - CONTACT: .068 [1.73] HEX. CRIMP TOOL.



STANDARD TOLERANCES

.X ±0.2
.XX ±0.01
.XXX ±0.005

*STANDARD TOLERANCES APPLY
ONLY TO DIMENSIONS IN INCHES

Fairview Microwave an INFINIT [®] brand		NOTES: 1. UNLESS OTHERWISE SPECIFIED ALL DIMENSIONS ARE NOMINAL. 2. ALL SPECIFICATIONS ARE SUBJECT TO CHANGE WITHOUT NOTICE AT ANY TIME. 3. DIMENSIONS ARE IN INCHES [mm].				
TITLE BNC Female Connector Crimp/Solder Attachment for RG55, RG141, RG142, RG223, RG400 Cable		DWG NO FMCN1573		CAGE CODE 3FKR5		
		CAD FILE 06/21/19	SHEET 1 OF 1	SCALE N/A	SIZE A	7361