

N Male Connector Solder Attachment For RG405, FM-SR086CUTN, FM-SR086ALTN Cable

Type N male connector with solder/solder attachment for RG405, FM-SR086CUTN and FM-SR086ALTN, part number FMCN1461, from Fairview Microwave is in-stock and ships same day. This type N male connector operates up to a maximum frequency of 11 GHz and offers good VSWR of 1.35:1.

Fairview's type N male connector FMCN1461 datasheet specifications and outline drawing are shown in this PDF below. Our extensive offering of RF, microwave and millimeter wave connectors allows designers to configure and customize their signal connections however they like. From providing an I/O for a board design to creating a custom cable assembly configuration, Fairview Microwave has a connector solution to meet your needs. Fairview Microwave also has the expertise to build your custom cable assemblies for you and ship them same-day.

Electrical Specifications

Description	Min	Typ	Max	Units
Frequency Range	DC		11	GHz
VSWR			1.35:1	

Mechanical Specifications

Size	
Length	0.894 in [22.71 mm]
Width/Dia.	0.79 in [20.07 mm]

Material Specifications

Description	Material	Plating
Contact	Brass	Gold over Nickel
Insulation	PTFE	
Body	Brass	Nickel
Coupling Nut	Brass	Nickel

Environmental Specifications

Compliance Certifications (see [product page](#) for current document)

Plotted and Other Data

Notes:



Configuration:

- N Male Connector
- 50 Ohms
- Straight Body Geometry
- RG405, FM-SR086CUTN, FM-SR086ALTN Interface Type
- Solder/Solder Attachment

Features:

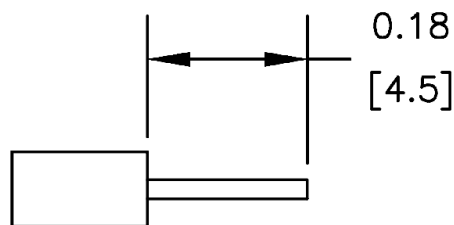
- Operating Frequency of 11 GHz Max.
- Good VSWR of 1.35:1
- Gold over Nickel Plated Brass Contact

Applications:

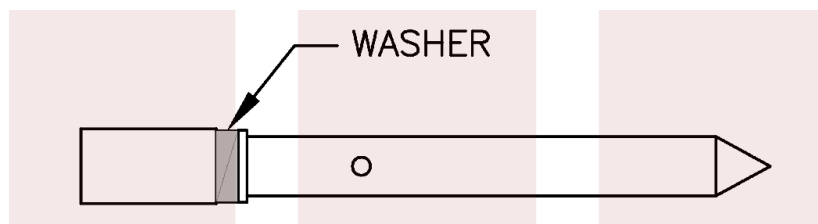
- General Purpose Test
- Custom Cable Assemblies

Fairview Microwave
1130 Junction Dr. #100
Allen, TX 75013
Tel: 1-800-715-4396 / (972) 649-6678
Fax: (972) 649-6689
www.fairviewmicrowave.com
sales@fairviewmicrowave.com

Assembly Instruction



(A)



(B)

ASSEMBLY PROCEDURES

1. STRIP CABLE AS SHOWN IN (A).
DO NOT NICK CENTER CONDUCTOR.
2. PLACE WASHER OVER CENTER
CONDUCTOR. SOLDER CONTACT TO
CENTER CONDUCTOR AS SHOWN IN (B).
3. INSERT CABLE INTO BODY UNTIL OUTER
CONDUCTOR BOTTOMS OUT. SOLDER
OUTER CONDUCTOR TO BODY.

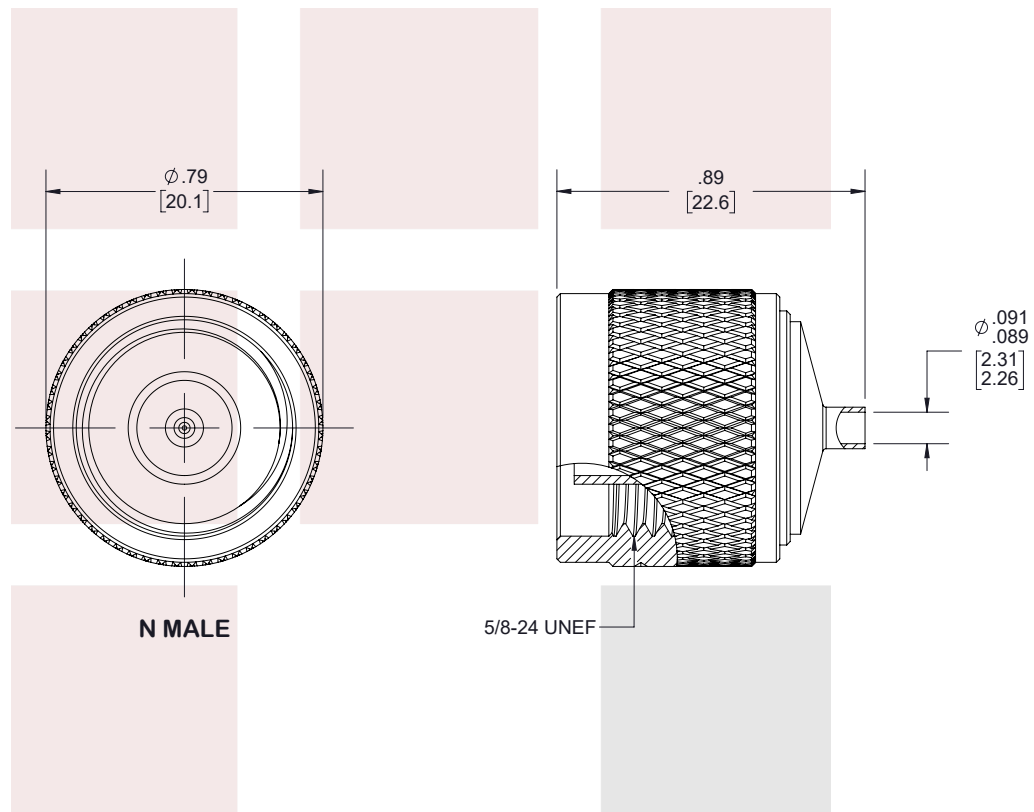
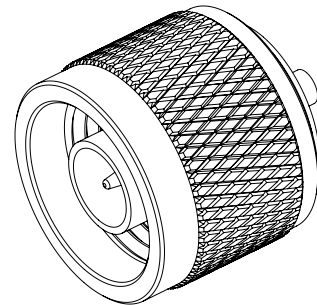
N Male Connector Solder Attachment For RG405, FM-SR086CUTN, FM-SR086ALTN Cable from Fairview Microwave is in-stock and available to ship same-day. All of our RF/microwave products are available off-the-shelf from our ISO 9001:2008 certified facilities in Allen, Texas. Fairview Microwave is RF on-demand.

For additional information on this product, please click the following link: [N Male Connector Solder Attachment For RG405, FM-SR086CUTN, FM-SR086ALTN Cable FMCN1461](#)

URL: <https://www.fairviewmicrowave.com/n-male-rg405-fm-sr086cutn-fm-sr086altn-connector-fmcn1461-p.aspx>

The information contained in this document is accurate to the best of our knowledge and representative of the part described herein. It may be necessary to make modifications to the part and/or the documentation of the part, in order to implement improvements. Fairview Microwave reserves the right to make such changes as required. Unless otherwise stated, all specifications are nominal. Fairview Microwave does not make any representation or warranty regarding the suitability of the part described herein for any particular purpose, and Fairview Microwave does not assume any liability arising out of the use of any part or documentation.





STANDARD TOLERANCES

.X	±0.2
.XX	±0.01
.XXX	±0.005

*STANDARD TOLERANCES APPLY
ONLY TO DIMENSIONS IN INCHES

FAIRVIEW MICROWAVE INC.

ALLEN, TX 75013 WWW.FAIRVIEWMICROWAVE.COM

TITLE

N Male Connector Solder Attachment For RG405, FM-SR086CUTN, FM-SR086ALTN Cable

NOTES:

1. UNLESS OTHERWISE SPECIFIED ALL DIMENSIONS ARE NOMINAL.
2. ALL SPECIFICATIONS ARE SUBJECT TO CHANGE WITHOUT NOTICE AT ANY TIME.
3. DIMENSIONS ARE IN INCHES [mm].

DWG NO

FMCN1461

CAGE CODE

3FKR5

CAD FILE

111617

SHEET

1 OF 2

SCALE

N/A

SIZE

A 7361