

## RA SMA Male Connector Solder Attachment For RG405, FM-SR086ALTN, FM-SR086CUTN Cable

RA SMA male connector with solder/solder attachment for RG405, FM-SR086ALTN and FM-SR086CUTN, part number FMCN1417, from Fairview Microwave is in-stock and ships same day. This SMA male connector operates up to a maximum frequency of 10 GHz and offers good VSWR of 1.35:1. Its right angle body geometry facilitates connections in tight spaces.

Fairview's RA SMA male connector FMCN1417 datasheet specifications and outline drawing are shown in this PDF below. Our extensive offering of RF, microwave and millimeter wave connectors allows designers to configure and customize their signal connections however they like. From providing an I/O for a board design to creating a custom cable assembly configuration, Fairview Microwave has a connector solution to meet your needs. Fairview Microwave also has the expertise to build your custom cable assemblies for you and ship them same-day.

### Electrical Specifications

Description	Min	Typ	Max	Units
Frequency Range	DC		10	GHz
VSWR			1.35:1	

### Mechanical Specifications

<b>Size</b>	
Length	0.6 in [15.24 mm]
Width/Dia.	0.315 in [8.00 mm]
Height	0.453 in [11.51 mm]
Weight	0.009 lbs [4.08 g]
Mating Torque	8 to 10 in-lbs [0.90 to 1.13 Nm]

### Material Specifications

Description	Material	Plating
Contact	Brass	Gold over Nickel 8 µin minimum
Insulation	PTFE	
Body	Brass	Gold over Nickel 4 µin minimum
Coupling Nut	Passivated Stainless Steel	

**Compliance Certifications** (see [product page](#) for current document)

### Plotted and Other Data

Notes:



### Configuration:

- SMA Male Connector
- 50 Ohms
- Right Angle Body Geometry
- RG405, FM-SR086ALTN, FM-SR086CUTN Interface Type
- Solder/Solder Attachment
- 5/16 inch Hex

### Features:

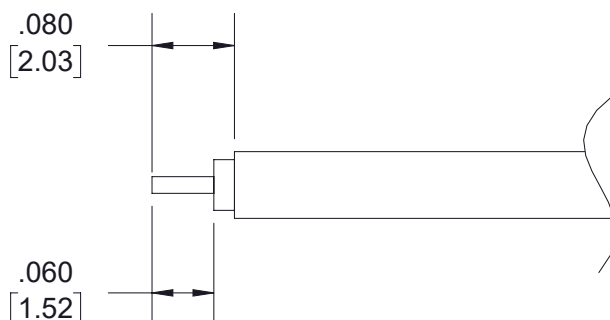
- Operating Frequency of 10 GHz Max.
- Good VSWR of 1.35:1
- Gold over Nickel Plated Brass Contact
- 8 µin minimum contact plating

### Applications:

- General Purpose Test
- Custom Cable Assemblies

Fairview Microwave  
 301 Leora Ln., Suite 100  
 Lewisville, TX 75056  
 Tel: 1-800-715-4396 / (972) 649-6678  
 Fax: (972) 649-6689  
[www.fairviewmicrowave.com](http://www.fairviewmicrowave.com)  
[sales@fairviewmicrowave.com](mailto:sales@fairviewmicrowave.com)

## Assembly Instruction



## ASSEMBLY PROCEDURES

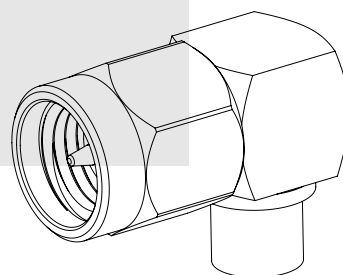
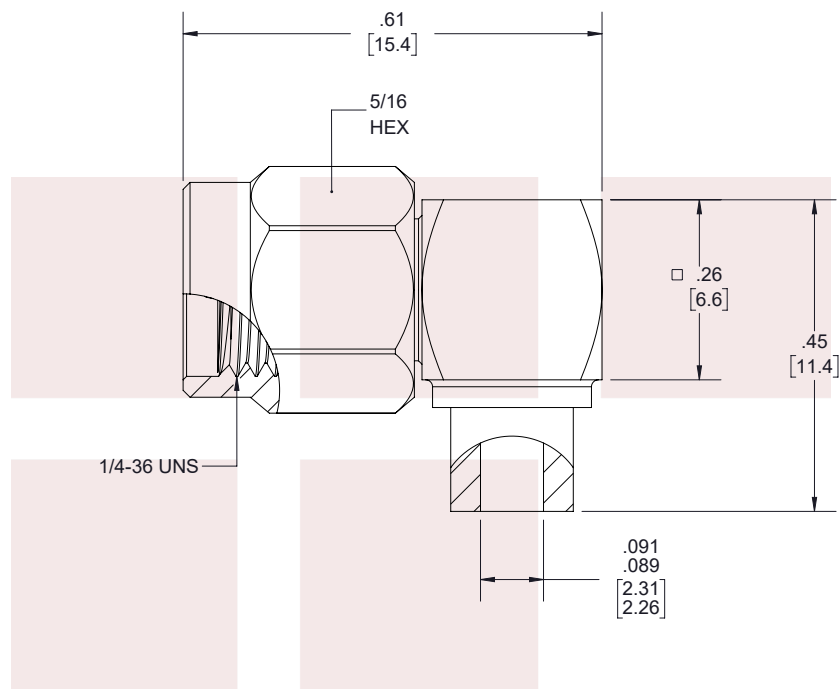
1. STRIP CABLE AS SHOWN & TIN CENTER CONDUCTOR
2. INSERT CABLE INTO BODY UNTIL OUTER CONDUCTOR BOTTOM OUT. THE CENTER
3. CONDUCTOR WILL PROTRUDE INTO CONTACT SLOT.
4. SOLDER CENTER CONDUCTOR INTO SLOT AND OUTER CONDUCTOR TO BODY. PRESS CAP INTO CONNECTOR BODY.

RA SMA Male Connector Solder Attachment For RG405, FM-SR086ALTN, FM-SR086CUTN Cable from Fairview Microwave is in-stock and available to ship same-day. All of our RF/microwave products are available off-the-shelf from our ISO 9001:2008 certified facilities in Lewisville, Texas. Fairview Microwave is RF on-demand.

For additional information on this product, please click the following link: [RA SMA Male Connector Solder Attachment For RG405, FM-SR086ALTN, FM-SR086CUTN Cable FMCN1417](#)

URL: <https://www.fairviewmicrowave.com/sma-male-rg405-fm-sr086altn-fm-sr086cutn-connector-fmcn1417-p.aspx>

The information contained in this document is accurate to the best of our knowledge and representative of the part described herein. It may be necessary to make modifications to the part and/or the documentation of the part, in order to implement improvements. Fairview Microwave reserves the right to make such changes as required. Unless otherwise stated, all specifications are nominal. Fairview Microwave does not make any representation or warranty regarding the suitability of the part described herein for any particular purpose, and Fairview Microwave does not assume any liability arising out of the use of any part or documentation.



**STANDARD TOLERANCES**

.X	±0.2
.XX	±0.01
.XXX	±0.005

\*STANDARD TOLERANCES APPLY  
ONLY TO DIMENSIONS IN INCHES

**FAIRVIEW MICROWAVE INC.**

ALLEN, TX 75013 WWW.FAIRVIEWMICROWAVE.COM

**NOTES:**

1. UNLESS OTHERWISE SPECIFIED ALL DIMENSIONS ARE NOMINAL.
2. ALL SPECIFICATIONS ARE SUBJECT TO CHANGE WITHOUT NOTICE AT ANY TIME.
3. DIMENSIONS ARE IN INCHES [mm].

**TITLE**

RA SMA Male Connector Solder Attachment For  
RG405, FM-SR086ALTN, FM-SR086CUTN Cable

**DWG NO**

FMCN1417

**CAGE CODE**

3FKR5

**CAD FILE**

111517

**SHEET**

1 OF 1

**SCALE**

N/A

**SIZE**

A

7361