

SSMC Jack Connector Crimp/Solder Attachment for RG316, RG174, RG188, LMR-100A, LMR-100A-FR Cable

SSMC jack connector with crimp/solder attachment for RG316, RG174, RG188, LMR-100A and LMR-100A-FR, part number FMCN1294, from Fairview Microwave is in-stock and ships same day. This SSMC jack connector operates up to a maximum frequency of 12.4 GHz and offers good VSWR of 1.49:1.

Fairview's SSMC jack connector FMCN1294 datasheet specifications and outline drawing are shown in this PDF below. Our extensive offering of RF, microwave and millimeter wave connectors allows designers to configure and customize their signal connections however they like. From providing an I/O for a board design to creating a custom cable assembly configuration, Fairview Microwave has a connector solution to meet your needs. Fairview Microwave also has the expertise to build your custom cable assemblies for you and ship them same-day.

Electrical Specifications

Description	Min	Typ	Max	Units
Frequency Range	DC		12.4	GHz
VSWR			1.49:1	
Insertion Loss			0.3	dB
Operating Voltage (AC)			250	Vrms
High Potential Voltage 5 MHz			400	Vrms
Inner Cond. DC Resistance			4	mOhms
Outer Cond. DC Resistance			1	mOhms
Insulation Resistance	1,000			MOhms
RF Leakage	-50			dB

Mechanical Specifications

Size	
Length	0.74 in [18.8 mm]
Width/Dia.	0.156 in [3.96 mm]
Weight	0.007 lbs [3.18 g]
Mating Cycles	500 Cycles
Mating Torque	1.75 to 2 in-lbs [0.20 to 0.23 Nm]

Material Specifications

Description	Material	Plating
Contact	Beryllium Copper	Gold MIL-G-45204
Insulation	Teflon	
Outer Conductor	Beryllium Copper	Gold MIL-G-45204
Body	Beryllium Copper	Gold MIL-G-45204



Configuration:

- SSMC Jack Connector
- 50 Ohms
- Straight Body Geometry
- RG316, RG174, RG188, LMR-100A, LMR-100A-FR Interface Type
- Crimp/Solder Attachment

Features:

- Operating Frequency of 12.4 GHz Max.
- Good VSWR of 1.49:1
- Gold Plated Beryllium Copper Contact
- Contact plating according to MIL-G-45204
- Small SSMC connector form factor (50% smaller than SMA, radially)
- Reliable threaded coupling
- IEC 60169-20 SSMC connector interface
- In stock and ready to ship

Applications:

- General Purpose Test
- Custom Cable Assemblies
- Software defined radio (SDR)
- Avionics
- A/D Modules

Fairview Microwave
301 Leora Ln., Suite 100
Lewisville, TX 75056
Tel: 1-800-715-4396 / (972) 649-6678
Fax: (972) 649-6689
www.fairviewmicrowave.com
sales@fairviewmicrowave.com

Crimp Sleeve	Brass	Gold MIL-G-45204
Washer	Phosphor Bronze	Gold MIL-G-45204

Environmental Specifications

Temperature

Operating Range

-65 to +165 deg C

Shock

Method 213, Condition B, 75G @6ms @1/2 sine

Vibration

Method 204, Condition D (20G)

Salt Spray

Method 101, Condition B, 5% salt solution

Compliance Certifications (see [product page](#) for current document)

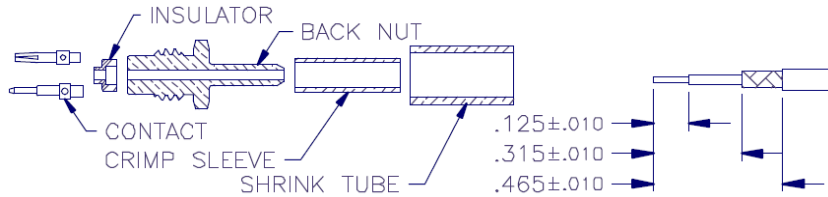
Plotted and Other Data

Notes:

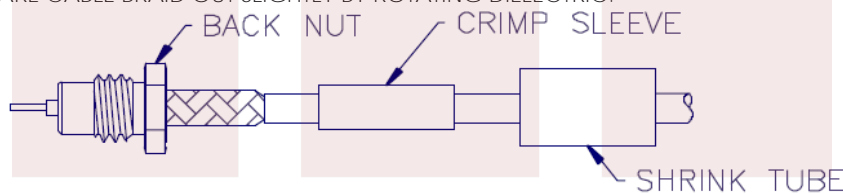


Assembly Instruction

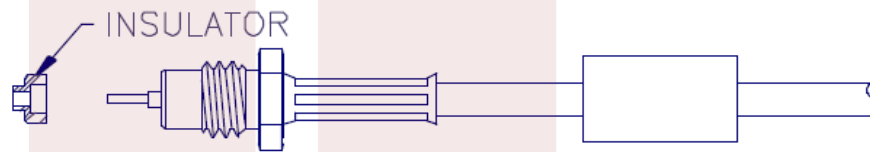
Assembly Instructions



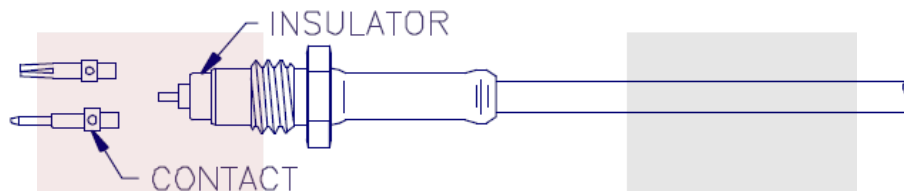
1. TRIM CABLE AS SHOWN ABOVE. TIN END OF CENTER CONDUCTOR.
2. SLIDE CRIMP SLEEVE AND SHRINK TUBE **(IF SUPPLIED)** OVER CABLE JACKET.
3. FLARE CABLE BRAID OUT SLIGHTLY BY ROTATING DIELECTRIC.



4. INSERT CABLE INTO TAIL-END OF BACK NUT, MAKING SURE TAIL GOES OVER DIELECTRIC AND UNDER BRAID. SLIDE IN UNTIL BRAID TOUCHES REAR SURFACE OF NUT.
5. SLIDE CRIMP SLEEVE FORWARD AND USE .128" HEX DIE TO CRIMP.



6. POSITION INSULATOR OVER CABLE DIELECTRIC AND CENTER CONDUCTOR.



7. SOLDER CONTACT TO CENTER CONDUCTOR.
8. INSERT CABLE ASSEMBLY INTO BODY AND TIGHTEN NUT WITH A TORQUE WRENCH WITH A TORQUE OF 35-45 INCH-OUNCES.
9. SLIDE SHRINK TUBE (IF SUPPLIED) OVER CRIMP SLEEVE AND SHRINK TO FIT.

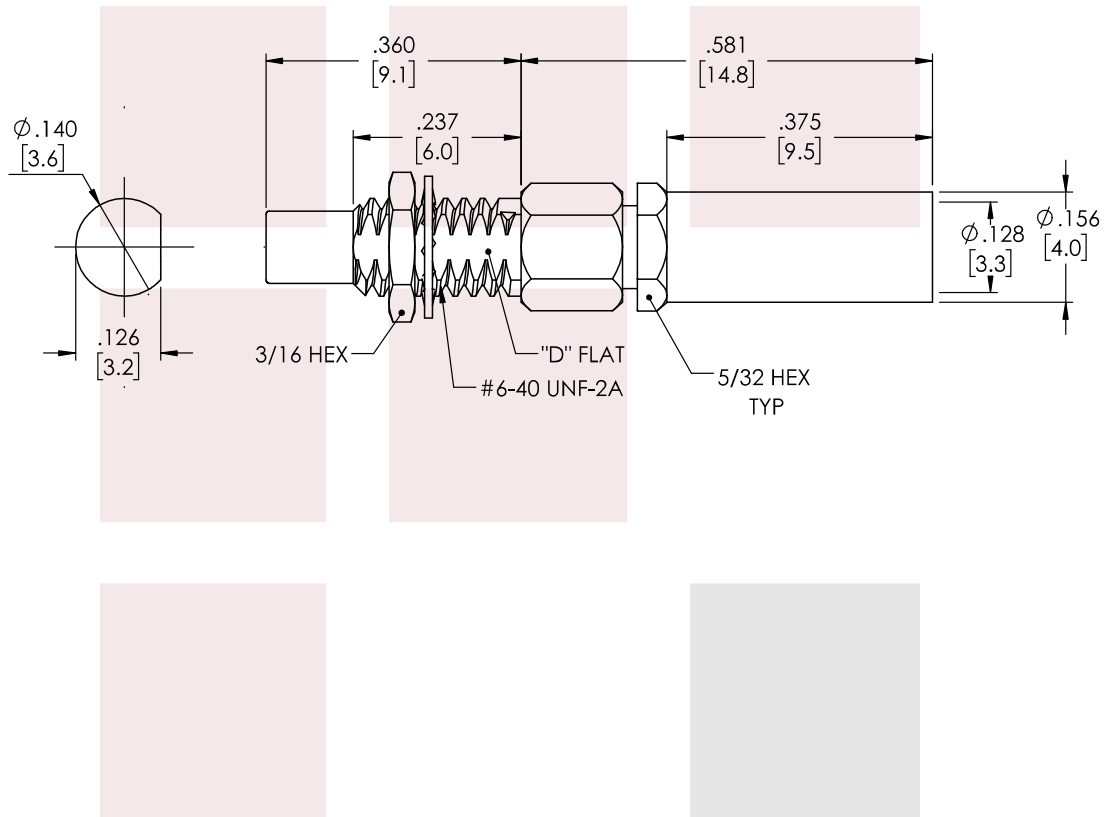
SSMC Jack Connector Crimp/Solder Attachment for RG316, RG174, RG188, LMR-100A, LMR-100A-FR Cable from Fairview Microwave is in-stock and available to ship same-day. All of our RF/microwave products are available off-the-shelf from our ISO 9001:2008 certified facilities in Allen, Texas. Fairview Microwave is RF on-demand.

For additional information on this product, please click the following link: [SSMC Jack Connector Crimp/Solder Attachment for RG316, RG174, RG188, LMR-100A, LMR-100A-FR Cable FMCN1294](#)

URL: <https://www.fairviewmicrowave.com/ssmc-jack-rg316-rg174-rg188-lmr-100a-lmr-100a-fr-connector-fmcn1294-p.aspx>

The information contained in this document is accurate to the best of our knowledge and representative of the part described herein. It may be necessary to make modifications to the part and/or the documentation of the part, in order to implement improvements. Fairview Microwave reserves the right to make such changes as required. Unless otherwise stated, all specifications are nominal. Fairview Microwave does not make any representation or warranty regarding the suitability of the part described herein for any particular purpose, and Fairview Microwave does not assume any liability arising out of the use of any part or documentation.





STANDARD TOLERANCES	
.X	±0.2
.XX	±0.01
.XXX	±0.005

*STANDARD TOLERANCES APPLY ONLY TO DIMENSIONS IN INCHES

FAIRVIEW MICROWAVE INC. ALLEN, TX 75013 WWW.FAIRVIEWMICROWAVE.COM		NOTES: 1. UNLESS OTHERWISE SPECIFIED ALL DIMENSIONS ARE NOMINAL. 2. ALL SPECIFICATIONS ARE SUBJECT TO CHANGE WITHOUT NOTICE AT ANY TIME. 3. DIMENSIONS ARE IN INCHES [mm].	
TITLE SSMC Jack Connector Crimp/Solder Attachment for RG316, RG174, RG188, LMR-100A, LMR-100A-FR Cable	DWG NO FMCN1294	CAGE CODE 3FKR5	
	CAD FILE 08/13/18	SHEET	SCALE N/A SIZE A CN2245