

## BMA Plug Bulkhead Slide-On Connector Crimp/ Solder Attachment For RG188DS, RG316DS Cable

BMA plug slide-on bulkhead connector with crimp/solder attachment for RG188DS and RG316DS, part number FMCN1202, from Fairview Microwave is in-stock and ships same day. This BMA plug connector operates up to a maximum frequency of 12.4 GHz and offers good VSWR of 1.4:1. This blind mate connector is ideal for applications without direct visual or tactile access to the connection point, for example, when two circuit boards need to be mated. Fairview's FMCN1202 bulkhead BMA connector enables designers to make external connections on product enclosures, and can be used in a variety of other rack mount and panel mount applications.

Fairview's BMA plug bulkhead connector FMCN1202 datasheet specifications and outline drawing are shown in this PDF below. Our extensive offering of RF, microwave and millimeter wave connectors allows designers to configure and customize their signal connections however they like. From providing an I/O for a board design to creating a custom cable assembly configuration, Fairview Microwave has a connector solution to meet your needs. Fairview Microwave also has the expertise to build your custom cable assemblies for you and ship them same-day.

### Electrical Specifications

Description	Min	Typ	Max	Units
Frequency Range	DC		12.4	GHz
VSWR			1.4:1	
Insertion Loss			0.1	dB
Operating Voltage (AC)			350	Vrms
DWV (AC)			1,000	Vrms
Insulation Resistance	5,000			MOhms

### Mechanical Specifications

<b>Size</b>	
Length	0.95 in [24.13 mm]
Width/Dia.	0.315 in [8.00 mm]
Weight	0.011 lbs [4.99 g]
Mating Cycles	500 Cycles

### Material Specifications

Description	Material	Plating
Contact	Bronze	Gold 51.18µ in. minimum
Insulation	PTFE	
Outer Conductor	Brass	Tri-Metal
Body	Brass	Tri-Metal
Washer	Brass	Tri-Metal



### Configuration:

- Slide-On BMA Plug Connector
- 50 Ohms
- Straight Body Geometry
- RG188DS, RG316DS Interface Type
- Crimp/Solder Attachment
- Bulkhead
- 8 mm Hex

### Features:

- Operating Frequency of 12.4 GHz Max.
- Good VSWR of 1.4:1
- Blind Mate Connector
- Gold Plated Bronze Contact
- 51.18µ in. minimum contact plating
- Low-Engagement Force

### Applications:

- General Purpose Test
- Rack and Panel Mount Applications
- Custom Cable Assemblies
- RF Backplanes
- Test I/O
- Blind Mating
- Rack and Panel
- Phased Array Systems
- Base Stations

Fairview Microwave  
1130 Junction Dr. #100  
Allen, TX 75013  
Tel: 1-800-715-4396 / (972) 649-6678  
Fax: (972) 649-6689  
[www.fairviewmicrowave.com](http://www.fairviewmicrowave.com)  
[sales@fairviewmicrowave.com](mailto:sales@fairviewmicrowave.com)

## Environmental Specifications

### Temperature

Operating Range -65 to +125 deg C

**Compliance Certifications** (see [product page](#) for current document)

## Plotted and Other Data

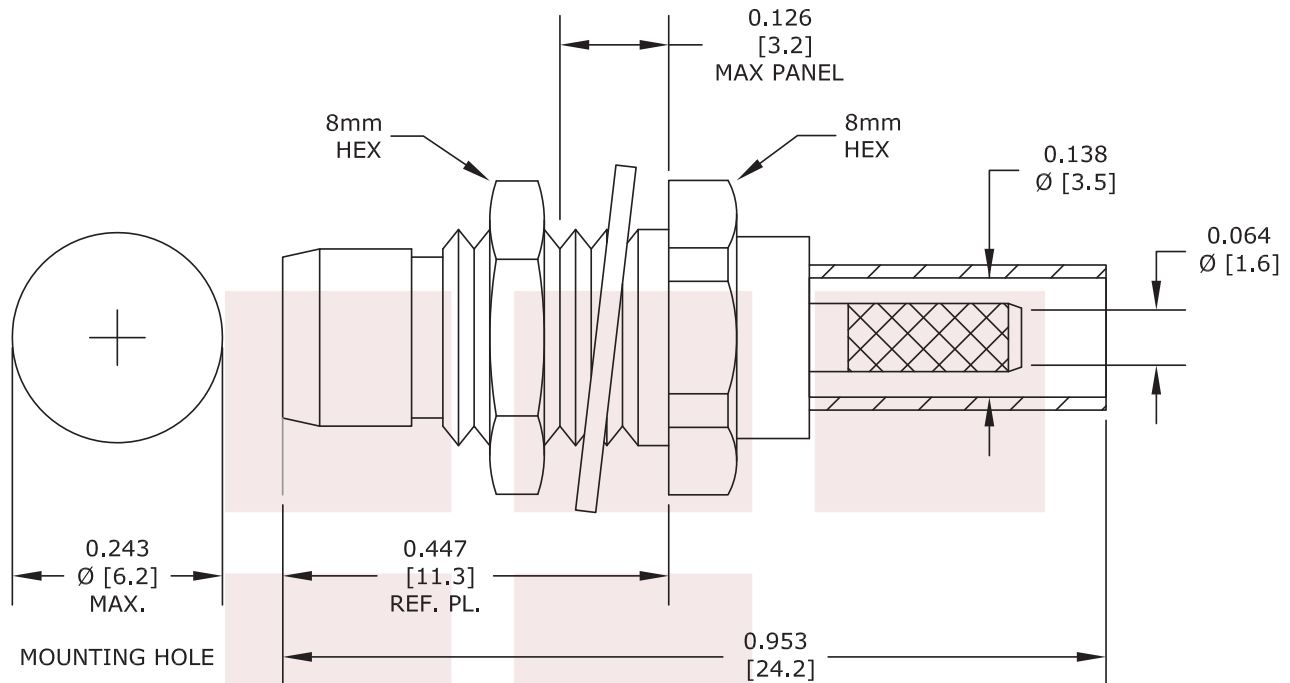
Notes:

BMA Plug Bulkhead Slide-On Connector Crimp/Solder Attachment For RG188DS, RG316DS Cable from Fairview Microwave is in-stock and available to ship same-day. All of our RF/microwave products are available off-the-shelf from our ISO 9001:2008 certified facilities in Allen, Texas. Fairview Microwave is RF on-demand.

For additional information on this product, please click the following link: [BMA Plug Bulkhead Slide-On Connector Crimp/Solder Attachment For RG188DS, RG316DS Cable FMCN1202](#)

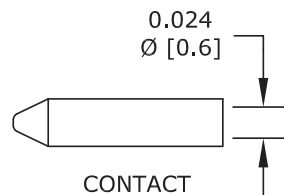
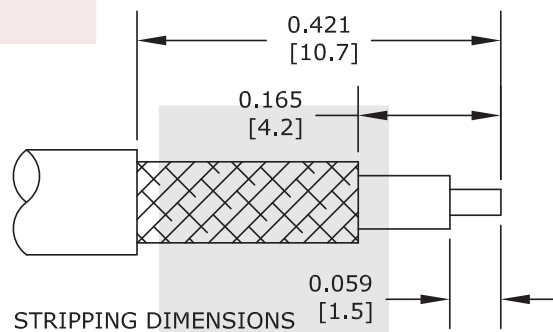
URL: <https://www.fairviewmicrowave.com/bma-plug-slide-on-rg188ds-rg316ds-connector-fmcn1202-p.aspx>

The information contained in this document is accurate to the best of our knowledge and representative of the part described herein. It may be necessary to make modifications to the part and/or the documentation of the part, in order to implement improvements. Fairview Microwave reserves the right to make such changes as required. Unless otherwise stated, all specifications are nominal. Fairview Microwave does not make any representation or warranty regarding the suitability of the part described herein for any particular purpose, and Fairview Microwave does not assume any liability arising out of the use of any part or documentation.



#### ASSEMBLY PROCEDURES

1. STRIP CABLE TO THE DIMENSIONS SHOWN, DO NOT NICK CENTER CONDUCTOR OR BRAID.
2. SLIDE HEAT SHRINK AND FERRULE ONTO CABLE.
3. PUSH CENTER CONDUCTOR FULLY INTO CONTACT AND SOLDER, REMOVE ANY EXCESS SOLDER.
4. FLARE BRAID AND INSERT CONTACT INTO THE BODY UNTIL IT SEATS.
5. SLIDE FERRULE OVER BRAID AND CRIMP WITH .151" HEX CRIMP TOOL.



STANDARD TOLERANCES	
.X	±0.2
.XX	±0.1
.XXX	±0.05

\*STANDARD TOLERANCES APPLY ONLY TO DIMENSIONS IN INCHES

<b>FAIRVIEW MICROWAVE INC.</b> ALLEN, TX 75013 WWW.FAIRVIEWMICROWAVE.COM					
TITLE BMA Plug Bulkhead Slide-On Connector Crimp/Solder Attachment For RG188DS, RG316DS Cable		DWG NO <b>FMCN1202</b>		CAGE CODE <b>3FKR5</b>	
CAD FILE	022417	SHEET	SCALE	N/A	SIZE A 2233