

4.3-10 Male Low PIM Connector Solder Attachment For 1/2" Spiral Superflexible Cable IP67 Rated

4.3-10 male connector with solder/solder attachment for 1/2" Spiral Superflexible, part number FMCN1170, from Fairview Microwave is in-stock and ships same day. This 4.3-10 male connector operates up to a maximum frequency of 6 GHz and offers excellent VSWR of 1.12:1. The 4.3-10 male connector also has low passive intermodulation (PIM) of -166 dBc. Our FMCN1170 connector has an IP67 rating to protect against dust and temporary moisture protection under immersion conditions.

Fairview's 4.3-10 male connector FMCN1170 datasheet specifications and outline drawing are shown in this PDF below. Our extensive offering of RF, microwave and millimeter wave connectors allows designers to configure and customize their signal connections however they like. From providing an I/O for a board design to creating a custom cable assembly configuration, Fairview Microwave has a connector solution to meet your needs. Fairview Microwave also has the expertise to build your custom cable assemblies for you and ship them same-day.

Electrical Specifications

Description	Min	Typ	Max	Units
Frequency Range	DC		6	GHz
VSWR			1.12:1	
Insertion Loss			0.13	dB
Passive Intermodulation		-166		dBc
Operating Voltage (AC)			1,000	Vrms
DWV (AC)			2,500	Vrms
Insulation Resistance	5,000			MOhms

Mechanical Specifications

Size	
Length	1.06 in [26.92 mm]
Width/Dia.	1 in [25.40 mm]
Weight	0.072 lbs [32.66 g]
Mating Cycles	100 Cycles

Material Specifications

Description	Material	Plating
Contact	Brass	Silver
Insulation	PTFE	
Body	Brass	Tri-Metal
Coupling Nut	Brass	Tri-Metal
Gasket	EPDM Rubber	



Configuration:

- 4.3-10 Male Connector
- Straight Body Geometry
- 1/2" Spiral Superflexible Interface Type
- Solder/Solder Attachment
- Low PIM Design

Features:

- Operating Frequency of 6 GHz Max.
- Excellent VSWR of 1.12:1
- PIM levels better than -166 dBc
- Silver Plated Brass Contact
- IP 67 (Mated)
- Corrosion Resistant Tri-Metal Finish
- Low-PIM rating of -166 dBc
- Low Coupling Torque

Applications:

- General Purpose Test
- Wireless Communications
- Custom Cable Assemblies
- Low PIM Applications
- Mobile Communications Systems
- Distributed Antenna Systems (DAS)
- Small Cells
- Feeder Cables
- Base Stations

Fairview Microwave
 1130 Junction Dr. #100
 Allen, TX 75013
 Tel: 1-800-715-4396 / (972) 649-6678
 Fax: (972) 649-6689
www.fairviewmicrowave.com
sales@fairviewmicrowave.com

Environmental Specifications

Temperature

Operating Range -55 to +90 deg C
Ingress Protection (IP) Rating IP 67 (Mated)

Compliance Certifications (see [product page](#) for current document)

Plotted and Other Data

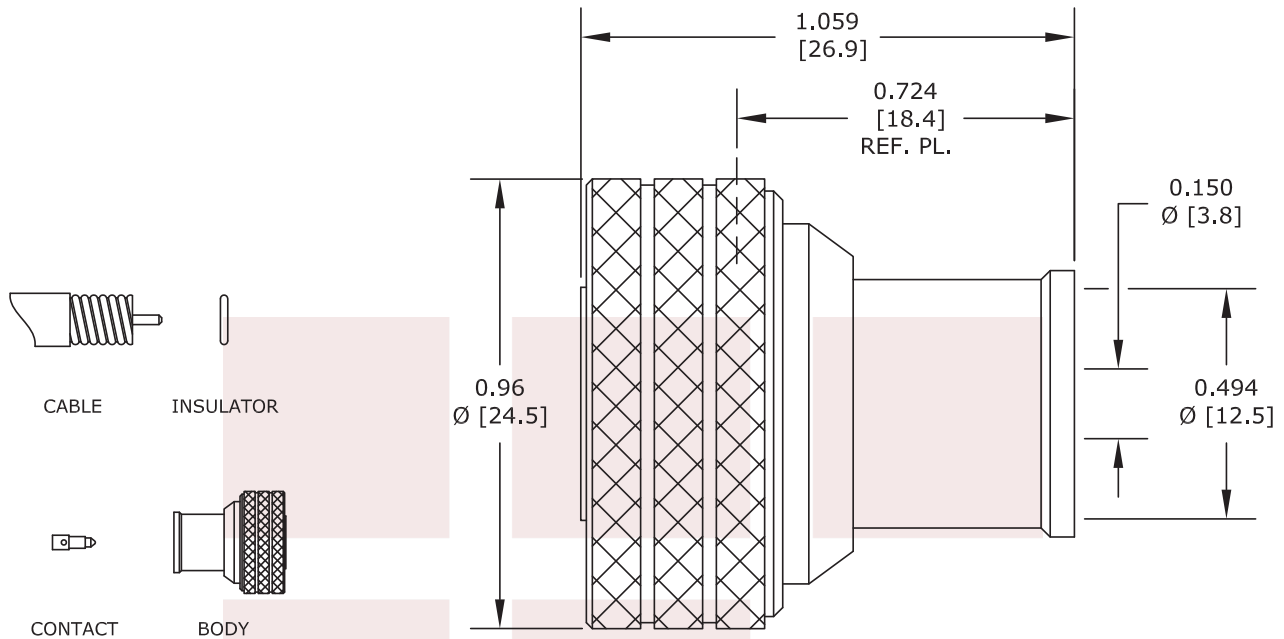
Notes:

4.3-10 Male Low PIM Connector Solder Attachment For 1/2" Spiral Superflexible Cable IP67 Rated from Fairview Microwave is in-stock and available to ship same-day. All of our RF/microwave products are available off-the-shelf from our ISO 9001:2008 certified facilities in Allen, Texas. Fairview Microwave is RF on-demand.

For additional information on this product, please click the following link: [4.3-10 Male Low PIM Connector Solder Attachment For 1/2" Spiral Superflexible Cable IP67 Rated FMCN1170](#)

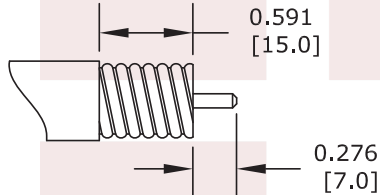
URL: <https://www.fairviewmicrowave.com/4.3-10-male-1-2-inch-spiral-superflexible-connector-fmcn1170-p.aspx>

The information contained in this document is accurate to the best of our knowledge and representative of the part described herein. It may be necessary to make modifications to the part and/or the documentation of the part, in order to implement improvements. Fairview Microwave reserves the right to make such changes as required. Unless otherwise stated, all specifications are nominal. Fairview Microwave does not make any representation or warranty regarding the suitability of the part described herein for any particular purpose, and Fairview Microwave does not assume any liability arising out of the use of any part or documentation.

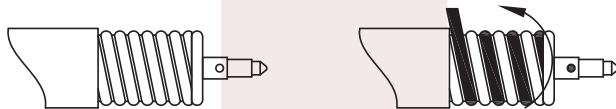


ASSEMBLY PROCEDURES

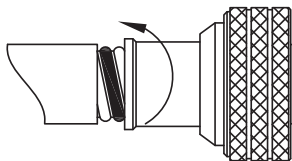
1. STRIP CABLE AS SHOWN, CHAMFER CENTER CONDUCTOR & DEBURR CABLE.



2. INSERT INSULATOR CLIP. INSERT CENTER CONTACT AND SOLDER. WRAP THE CABLE BY SOLDER WIRE (Dia 1.2mm).



3. PUSH THE CONNECTOR BODY INTO THE CABLE, UNTIL IT STOPS. SOLDER THE CONNECTOR BODY WITH CABLE.



STANDARD TOLERANCES

.X ±0.2
.XX ±0.1
.XXX ±0.05

*STANDARD TOLERANCES APPLY ONLY TO DIMENSIONS IN INCHES

FAIRVIEW MICROWAVE INC. ALLEN, TX 75013 WWW.FAIRVIEWMICROWAVE.COM		NOTES: 1. UNLESS OTHERWISE SPECIFIED ALL DIMENSIONS ARE NOMINAL. 2. ALL SPECIFICATIONS ARE SUBJECT TO CHANGE WITHOUT NOTICE AT ANY TIME. 3. DIMENSIONS ARE IN INCHES [mm].			
TITLE 4.3-10 Male Low PIM Connector Solder Attachment For 1/2" Spiral Superflexible Cable IP67 Rated		DWG NO FMCN1170		CAGE CODE 3FKR5	
CAD FILE	012017	SHEET	SCALE	N/A	SIZE A 2233