

TNC Female (Jack) Bulkhead Precision Connector for LL142 Cable, Clamp/Solder



FMCN1077

Configuration

- TNC Female Connector
- MIL-STD-348
- 50 Ohms
- Straight Body Geometry
- Connector Interface Types: LL142
- Bulkhead
- Precision Design

Features

- Operating Frequency of 18 GHz Max.
- Excellent VSWR of 1.16:1
- Gold over Nickel Plated Beryllium Copper Contact
- 50 μ in minimum contact plating

Applications

- General Purpose Test
- Rack and Panel Mount Applications
- Precision Test & Measurement
- Custom Cable Assemblies

Description

TNC Female Bulkhead Precision Bulkhead Connector Clamp/Solder Attachment for LL142 Cable, part number FMCN1077, from Fairview Microwave is in-stock and ships same day. This TNC female connector operates up to a maximum frequency of 18 GHz and offers excellent VSWR of 1.16:1. Fairview's FMCN1077 bulkhead TNC connector enables designers to make external connections on product enclosures, and can be used in a variety of other rack mount and panel mount applications.

Fairview's TNC female bulkhead connector FMCN1077 datasheet specifications and outline drawing are shown in this PDF below. Our extensive offering of RF, microwave and millimeter wave connectors allows designers to configure and customize their signal connections however they like. From providing an I/O for a board design to creating a custom cable assembly configuration, Fairview Microwave has a connector solution to meet your needs. Fairview Microwave also has the expertise to build your custom cable assemblies for you and ship them same-day.

Electrical Specifications

Description	Minimum	Typical	Maximum	Units
Frequency Range	DC		18	GHz
VSWR			1.16:1	
Insertion Loss			0.22	dB
Operating Voltage (AC)			500	Vrms
Dielectric Withstanding Voltage (AC)			1,500	Vrms
High Potential Voltage 5 to 7.5 MHz			1,000	Vrms
Corona Discharge at 70,000 ft			375	Vrms
Insulation Resistance	5,000			MOhms
RF Leakage	90			

TNC Female (Jack) Bulkhead Precision Connector for LL142 Cable, Clamp/Solder



FMCN1077

Electrical Specifications

Description	Minimum	Typical	Maximum	Units
Impedance		50		Ohms

Performance by Frequency

Description	F1	F2	F3	F4	F5	Units
Frequency Range	DC to 12.4	12.4 to 18				GHz
VSWR, Max	1.14:1	1.16:1				

Electrical Specification Notes:
Insertion loss: $0.05 \times \sqrt{f(\text{GHz})}$ dB max.

Mechanical Specifications

Size

Length	1.36 in [34.54 mm]
Width	0.625 in [15.88 mm]
Weight	0.0358 lbs [16.24 g]

Material Specifications

Description	Material	Plating
Contact	Beryllium Copper	Gold over Nickel 50 µin minimum
Insulation	PTFE	
Outer Conductor	Passivated Stainless Steel	
Body	Passivated Stainless Steel	SAE-AMS-2700

Environmental Specifications

Temperature

Operating Range	-65 to +165 deg C
-----------------	-------------------

Compliance Certifications (see [product page](#) for current document)

Plotted and Other Data

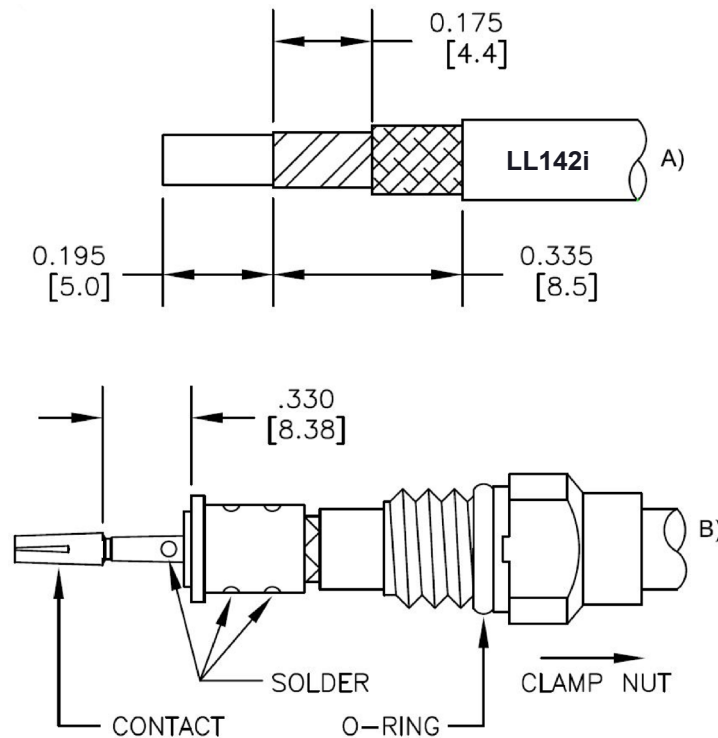
Notes:

TNC Female (Jack) Bulkhead Precision Connector for LL142 Cable, Clamp/Solder



FMCN1077

Assembly Instruction



ASSEMBLY INSTRUCTION

1. STRIP CABLE TO EXPOSE DIELECTRIC CORE AND BRAIDS AS SHOWN IN (A). DO NOT NICK DIELECTRIC.
2. SLIDE CLAMP NUT OVER CABLE AS SHOWN IN (B). INSERT CABLE INTO SOLDER FERRULE UNTIL INNER BRAID SEAT AND SOLDER TO FERRULE WHERE SHOWN. TRIM DIELECTRIC CORE FLUSH WITH FACE OF SOLDER FERRULE. SLIDE DIELECTRIC STOP ONTO CABLE CENTER CONDUCTOR AND SOLDER CONTACT FLUSH TO STOP TO DIMENSION SHOWN.
3. SCREW ASSEMBLY INTO BODY & TIGHTEN NUT.

TNC Female (Jack) Bulkhead Precision Connector for LL142 Cable, Clamp/Solder



FMCN1077

TNC Female (Jack) Bulkhead Precision Connector for LL142 Cable, Clamp/Solder from Fairview Microwave is in-stock and available to ship same-day. All of our RF/microwave products are available off-the-shelf from our ISO 9001:2008 certified facilities in Lewisville, Texas. Fairview Microwave is RF on-demand.

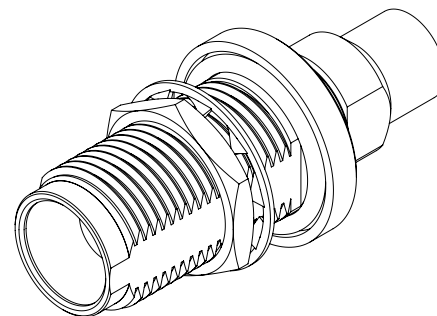
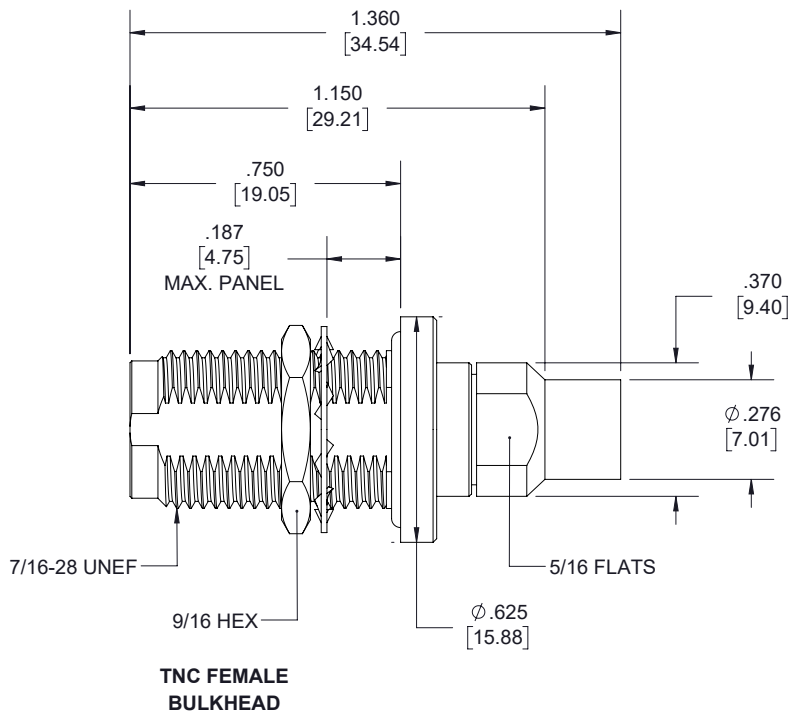
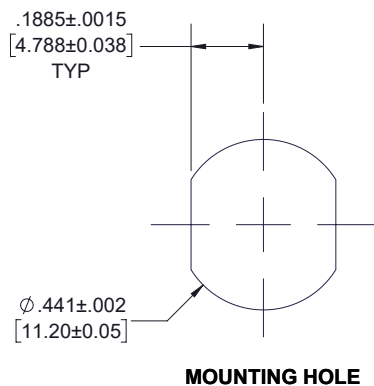
For additional information on this product, please click the following link: [TNC Female \(Jack\) Bulkhead Precision Connector for LL142 Cable, Clamp/Solder FMCN1077](https://www.fairviewmicrowave.com/tnc-female-ll142-connector-fmcn1077-p.aspx)

URL: <https://www.fairviewmicrowave.com/tnc-female-ll142-connector-fmcn1077-p.aspx>

The information contained within this document is accurate to the best of our knowledge and representative of the part described herein. It may be necessary to make modifications to the part and/or the documentation of the part in order to implement improvements. Fairview Microwave reserves the right to make such changes as required. Unless otherwise stated, all specifications are nominal. Fairview Microwave does not make any representation or warranty regarding the suitability of the part described herein for any particular purpose, and Fairview Microwave does not assume liability arising out of the use of any part or document.

FMCN1077 CAD Drawing

TNC Female (Jack) Bulkhead Precision Connector for LL142 Cable, Clamp/Solder



STANDARD TOLERANCES

.X	±0.2
.XX	±0.01
.XXX	±0.005

*STANDARD TOLERANCES APPLY
ONLY TO DIMENSIONS IN INCHES



NOTES:
1. UNLESS OTHERWISE SPECIFIED ALL DIMENSIONS ARE NOMINAL.
2. ALL SPECIFICATIONS ARE SUBJECT TO CHANGE WITHOUT NOTICE AT ANY TIME.
3. DIMENSIONS ARE IN INCHES [mm].

TITLE

DWG NO

FMCN1077

CAGE CODE

3FKR5

CAD FILE

06/11/19

SHEET

1 OF 2

SCALE

N/A

SIZE

A

7361