

## 75 Ohm 12G SDI 1.0/2.3 Male Connector Crimp/ Solder Attachment for Belden 4855R, Belden 1855A Cable

75 Ohm 1.0/2.3 male connector with crimp/solder attachment for Belden 4855R and Belden 1855A, part number FMCN0005, from Fairview Microwave is in-stock and ships same day. This 1.0/2.3 male connector operates up to a maximum frequency of 12 GHz. Fairview Microwave's 12G-SDI 1.0/2.3 connector FMCN0005 utilizes 12Gb/s data transfer rates to enable high resolution uncompressed video signal transmission. These products offer 4K and Ultra-HD quality signals that meet SMPTE ST 2082-1. These 75 Ohm connectors are available in PCB edge-mount, straight, or right angle configurations, as well as coaxial connectors to be used in industry standard cable assemblies.

Fairview's 75 ohm 1.0/2.3 male connector FMCN0005 datasheet specifications and outline drawing are shown in this PDF below. Our extensive offering of RF, microwave and millimeter wave connectors allows designers to configure and customize their signal connections however they like. From providing an I/O for a board design to creating a custom cable assembly configuration, Fairview Microwave has a connector solution to meet your needs. Fairview Microwave also has the expertise to build your custom cable assemblies for you and ship them same-day.

### Electrical Specifications

Description	Min	Typ	Max	Units
Frequency Range	DC		12	GHz

### Mechanical Specifications

<b>Size</b>	
Length	1.1 in [27.94 mm]
Width/Dia.	0.325 in [8.26 mm]
Height	0.325 in [8.26 mm]
Weight	0.05 lbs [22.68 g]

### Material Specifications

Description	Material	Plating
Contact	Brass	Gold 10 µin
Insulation	PTFE	
Outer Conductor	Brass	Gold 3 µin
Body	Brass	Nickel 100 µin minimum
Crimp Sleeve	Brass	Nickel

**Compliance Certifications** (see [product page](#) for current document)

### Plotted and Other Data

Notes:



### Configuration:

- 1.0/2.3 Male Connector
- 75 Ohms
- Straight Body Geometry
- Belden 4855R, Belden 1855A Interface Type
- Crimp/Solder Attachment

### Features:

- Operating Frequency of 12 GHz Max.
- Gold Plated Brass Contact
- 10 µin contact plating
- Meets SMPTE ST 2082-1
- Backwards Compatible with 2081-1
- 12Gb/s Transmission
- Cost Effective
- Designed for High Density Applications

### Applications:

- General Purpose Test
- Custom Cable Assemblies
- 12G-SDI, Video, and Broadband UHDTV
- Broadband Internet Delivery
- Broadcast A/V
- 4K/8K Video Equipment
- Medical Equipment Requiring High Speed Video

Fairview Microwave  
301 Leora Ln., Suite 100  
Lewisville, TX 75056  
Tel: 1-800-715-4396 / (972) 649-6678  
Fax: (972) 649-6689  
[www.fairviewmicrowave.com](http://www.fairviewmicrowave.com)  
[sales@fairviewmicrowave.com](mailto:sales@fairviewmicrowave.com)

75 Ohm 12G SDI 1.0/2.3 Male Connector Crimp/Solder Attachment for Belden 4855R, Belden 1855A Cable from Fairview Microwave is in-stock and available to ship same-day. All of our RF/microwave products are available off-the-shelf from our ISO 9001:2008 certified facilities in Lewisville, Texas. Fairview Microwave is RF on-demand.

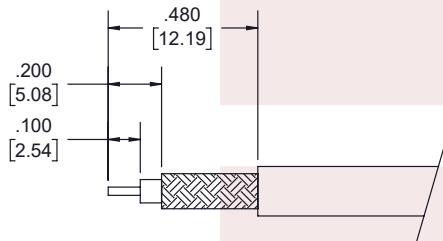
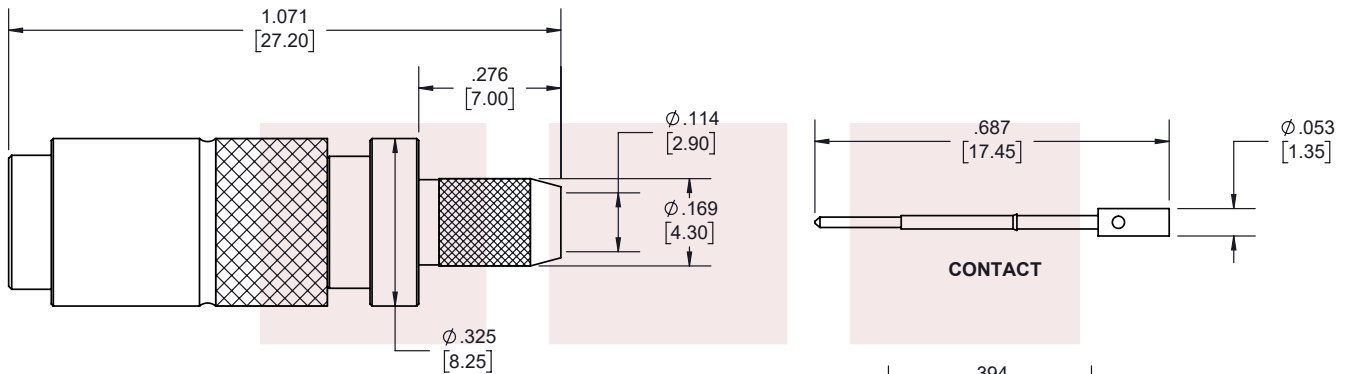
For additional information on this product, please click the following link: [75 Ohm 12G SDI 1.0/2.3 Male Connector Crimp/Solder Attachment for Belden 4855R, Belden 1855A Cable FMCN0005](#)

URL: <https://www.fairviewmicrowave.com/1.0-2.3-male-belden-4855r-belden-1855a-connector-fmcn0005-p.aspx>

The information contained in this document is accurate to the best of our knowledge and representative of the part described herein. It may be necessary to make modifications to the part and/or the documentation of the part, in order to implement improvements. Fairview Microwave reserves the right to make such changes as required. Unless otherwise stated, all specifications are nominal. Fairview Microwave does not make any representation or warranty regarding the suitability of the part described herein for any particular purpose, and Fairview Microwave does not assume any liability arising out of the use of any part or documentation.



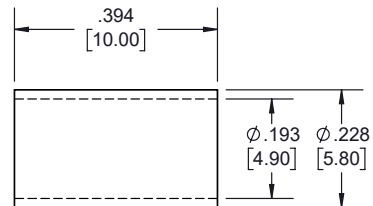
REVISIONS			
REV.	DESCRIPTION	DATE	APPROVED
A	INITIAL RELEASE	12/10/2021	A. GANWANI



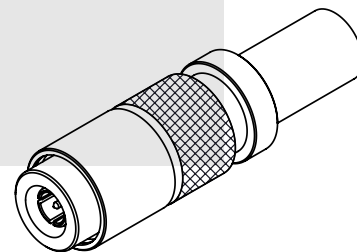
**STRIPPING DIMENSIONS**

**NOTES:**

- CABLE ATTACHMENT:
  - OUTER: CRIMP.
  - INNER: SOLDER.
- CRIMP SIZE REQUIRED:
  - FERRULE: .207 [5.26] HEX DIE.



**FERRULE**



THESE COMMODITIES, TECHNOLOGY OR SOFTWARE WERE EXPORTED FROM THE UNITED STATES IN ACCORDANCE WITH THE EXPORT ADMINISTRATION REGULATIONS. DIVERSION CONTRARY TO U.S. LAW PROHIBITED.

TITLE  
75 Ohm 12G SDI 1.0/2.3 Male Connector Crimp/  
Solder Attachment for Belden 4855R, Belden 1855A  
Cable

UNLESS OTHERWISE SPECIFIED LEADING DIMENSIONS ARE INCHES DIMENSIONS IN [ ] ARE MILLIMETERS		THIRD-ANGLE PROJECTION	
TOLERANCES:		CABLE LENGTH (L) TOLERANCES:	
.X = ± .2 [5.08]	FRACTIONS ± 1/32	L ≤ 12 [305] = +1 [25] / -0	<p>THE INFORMATION AND DESIGN IN THIS DOCUMENT IS THE PROPERTY OF FAIRVIEW MICROWAVE CORPORATION. ALL RIGHTS RESERVED.</p>
.XX = ± .02 [ .51]	ANGLES ± 1°	12 [305] < L ≤ 60 [1524] = +2 [51] / -0	
.XXX = ± .005 [ .13]		60 [1524] < L ≤ 120 [3048] = +4 [102] / -0	
		120 [3048] < L ≤ 300 [7620] = +6 [152] / -0	
ALL DIMENSIONS SHOWN ARE FOR REFERENCE ONLY.			300 [7620] < L = +5%L / -0
SIZE	CAGE CODE	DRAWN BY	ITEM NO.
A	3FKR5	K.DANG	FMCN0005
SHEET 1 OF 1			SCALE N/A
REV A			

T-Rev.D