

## 2.92mm Male to 2.92mm Female 4 Hole Flange Cable RG405 Type .086 Coax

The 2.92mm male to 2.92mm female 4 hole flange cable using RG405 type .086 coax, part number FMCA2961, from Fairview Microwave is in-stock and ships same day. This Fairview 2.92mm to 2.92mm cable assembly has a male to female gender configuration with 50 ohm semi-rigid FM-SR086CU-STR coax. Fairview Microwave's semi-rigid RF cable assemblies are ideal for high performance applications and can be formed, using proper tooling, to the routing pattern required. The FMCA2961 2.92mm male to 2.92mm female cable assembly operates to 40 GHz. Our RF cable assembly with 2.92mm 4 hole flange interface allows designers to create external connections on their product enclosures, and can be used in a variety of other rack mount and panel mount applications.

Custom versions of most RF cable assemblies can be built and shipped same day. Custom cable assembly lengths can be obtained by specifying the desired length on the web site at time of order or by contacting a sales representative. Other RF cable assembly value added services including connector orientation or clocking, heat shrink booting and labeling are also available. RF testing can also be performed to document the electrical performance of your cable assembly.

### Electrical Specifications

Description	Min	Typ	Max	Units
Frequency Range	DC		40	GHz
VSWR			1.5:1	
Velocity of Propagation		69.5		%
RF Shielding	-110			dB
Capacitance		29.4 [96.46]		pF/ft [pF/m]
Dielectric Withstanding Voltage (AC)			500	Vrms

### Performance by Frequency

Description	F1	F2	F3	F4	F5	Units
Frequency	2.5	5	10	20		GHz
Insertion Loss (Typ.)	0.31	0.47	0.8	1.2		dB/ft
	1.02	1.54	2.62	3.94		dB/m

#### Electrical Specification Notes:

Insertion Loss does not include the loss of the connectors. Insertion Loss is estimated as 0.1 dB per connector.


### Mechanical Specifications

#### Cable Assembly

Weight 0.0329 lbs [14.92 g]

#### Cable

Cable Type FM-SR086CU-STR  
Impedance 50 Ohms  
Inner Conductor Type Solid  
Inner Conductor Material and Plating Copper Clad Steel, Silver  
Dielectric Type PTFE  
Number of Shields 1



### Configuration:

- 2.92mm Male
- 2.92mm Female 4 Hole Flange
- FM-SR086CU-STR

### Features:

- Max Frequency 40 GHz
- Shielding Effectivity > -110 dB
- 69.5% Phase Velocity

### Applications:

- General Purpose
- Laboratory Use

Fairview Microwave  
301 Leora Ln., Suite 100  
Lewisville, TX 75056  
Tel: 1-800-715-4396 / (972) 649-6678  
Fax: (972) 649-6689  
[www.fairviewmicrowave.com](http://www.fairviewmicrowave.com)  
[sales@fairviewmicrowave.com](mailto:sales@fairviewmicrowave.com)

Outer Conductor Material and Plating      Copper

Repeated Minimum Bend Radius      0.05 in [1.27 mm]

### Connectors

Description	Connector 1	Connector 2
Type	2.92mm Male	2.92mm Female
Mount Method		4 Hole Flange
Impedance	50 Ohms	50 Ohms
Contact Material & Plating	Beryllium Copper, Gold over Nickel	Beryllium Copper, Gold
Contact Plating Spec.	50 µin minimum	50µ in. minimum
Dielectric Type	PCTFE	ULTEM
Outer Cond Material & Plating		Passivated Stainless Steel
Body Material & Plating	Beryllium Copper, Gold over Nickel	Stainless Steel, Gold
Body Plating Spec.	50 µin minimum	50µ in. minimum
Coupling Nut Material & Plating	Passivated Stainless Steel	
Hex Size	5/16 inch	
Torque	8 in-lbs 0.9 Nm	

Mechanical Specification Notes:  
 Maximum length using the straight semi rigid coax is 5ft. For lengths greater than 5ft, please contact us

**Compliance Certifications** (see [product page](#) for current document)

### Plotted and Other Data

Notes:

### How to Order

Part Number Configuration:

**FMCA2961 - xx uu**

cm = Centimeters  
 <blank> = Inches  
 Length


Example: FMCA2961-12 = 12 inches long cable  
 FMCA2961-100cm = 100 cm long cable

2.92mm Male to 2.92mm Female 4 Hole Flange Cable RG405 Type .086 Coax from Fairview Microwave has same day shipment for domestic and International orders. Our RF, microwave and millimeter wave products maintain a 99% availability and are part of the broadest selection in the industry.

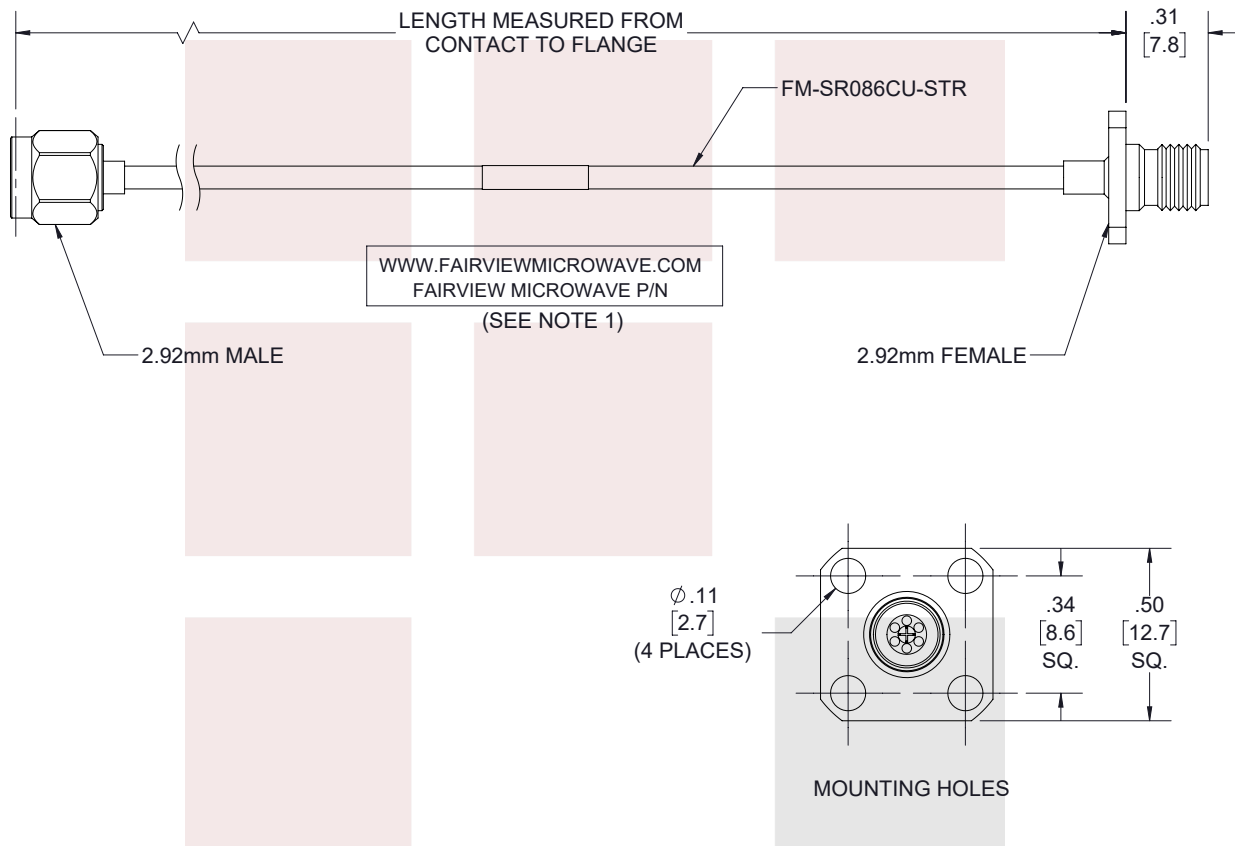
Click the following link to obtain additional part information: [2.92mm Male to 2.92mm Female 4 Hole Flange Cable RG405 Type .086 Coax FMCA2961](https://www.fairviewmicrowave.com/2.92mm-male-to-2.92mm-female-4-hole-flange-cable-rg405-type-.086-coax-fmca2961-p.aspx)

URL: <https://www.fairviewmicrowave.com/2.92mm-male-to-2.92mm-female-4-hole-flange-cable-rg405-type-.086-coax-fmca2961-p.aspx>

The information contained in this document is accurate to the best of our knowledge and representative of the part described herein. It may be necessary to make modifications to the part and/or the documentation of the part, in order to implement improvements. Fairview Microwave reserves the right to make such changes as required. Unless otherwise stated, all specifications are nominal. Fairview Microwave does not make any representation or warranty regarding the suitability of the part described herein for any particular purpose, and Fairview Microwave does not assume any liability arising out of the use of any part or documentation.



REVISIONS			
REV.	DESCRIPTION	DATE	APPROVED
A	INITIAL RELEASE	07/26/2022	AGANWANI



**NOTES:**

1. CABLES 36" AND UNDER HAVE 1 LABEL CENTERED.  
CABLES OVER 36" HAVE 2 LABELS, ONE AT EACH END  
6.0" FROM THE FRONT OF THE CONNECTOR.

THESE COMMODITIES, TECHNOLOGY OR SOFTWARE WERE EXPORTED FROM THE UNITED STATES IN ACCORDANCE WITH THE EXPORT ADMINISTRATION REGULATIONS. DIVERSION CONTRARY TO U.S. LAW PROHIBITED.

TITLE

2.92mm Male to 2.92mm Female 4 Hole Flange Cable  
RG405 Type .086 Coax

UNLESS OTHERWISE SPECIFIED LEADING DIMENSIONS ARE INCHES  
DIMENSIONS IN [ ] ARE MILLIMETERS

TOLERANCES:

.X = ±.2 [5.08] FRACTIONS  
.XX = ±.02 [.51] ± 1/32  
.XXX = ±.005 [.13] ANGLES ± 1°

CABLE LENGTH (L) TOLERANCES:

L ≤ 12 [305] = +1 [25] / -0  
12 [305] < L ≤ 60 [1524] = +2 [51] / -0  
60 [1524] < L ≤ 120 [3048] = +4 [102] / -0  
120 [3048] < L ≤ 300 [7620] = +6 [152] / -0  
300 [7620] < L = +5%L / -0

THIRD-ANGLE PROJECTION



THE INFORMATION AND  
DESIGN IN THIS DOCUMENT  
IS THE PROPERTY OF  
FAIRVIEW MICROWAVE CORPORATION.  
ALL RIGHTS RESERVED.

SHEET 1 OF 1

SCALE

N/A

SIZE A	CAGE CODE 3FKR5	DRAWN BY PSRINIVAS	ITEM NO. FMCA2961	REV A
-----------	--------------------	-----------------------	----------------------	----------

T-Rev.D