

N Male to SMA Female Cable in 12 Inch Length Using RG223 Coax

The type N male to SMA female cable using RG223 coax, part number FMCA2745-12, from Fairview Microwave is in-stock and ships same day. This Fairview type N to SMA cable assembly has a male to female gender configuration with 50 ohm flexible RG223 coax. Fairview Microwave's flexible RF cable assemblies are ideal for applications where tight bends and continual flexure are required. The FMCA2745-12 type N male to SMA female cable assembly operates to 11 GHz. The double shielding of this Fairview cable assembly provides excellent shielding effectiveness.

Custom versions of most RF cable assemblies can be built and shipped same day. Custom cable assembly lengths can be obtained by specifying the desired length on the web site at time of order or by contacting a sales representative. Other RF cable assembly value added services including connector orientation or clocking, heat shrink booting and labeling are also available. RF testing can also be performed to document the electrical performance of your cable assembly.

Electrical Specifications

Description	Min	Typ	Max	Units
Frequency Range	DC		11	GHz
VSWR			1.4:1	
Velocity of Propagation		66		%
Capacitance		30.8 [101.05]		pF/ft [pF/m]
Operating Voltage (AC)			500	Vrms

Performance by Frequency

Description	F1	F2	F3	F4	F5	Units
Frequency	0.5	1	2.5	5	11	GHz
Insertion Loss (Typ.)	0.29	0.34	0.42	0.54	0.75	dB/ft
	0.95	1.12	1.38	1.77	2.46	dB/m

Electrical Specification Notes:

The Insertion Loss data above is based on the performance specifications of the coax and connectors used in this assembly. The Insertion Loss includes an estimated insertion loss of 0.1 dB per connector.

Mechanical Specifications

Cable Assembly

Length* 12 in [304.8 mm]
 Weight 0.11 lbs [49.9 g]

Cable

Cable Type RG223
 Impedance 50 Ohms
 Inner Conductor Type Solid
 Inner Conductor Material and Plating Copper, Silver
 Dielectric Type PE
 Number of Shields 2
 Shield Layer 1 Silver Plated Copper Braid



Configuration:

- N Male
- SMA Female
- RG223

Features:

- Max Frequency 11 GHz
- 66% Phase Velocity
- Double Shielded
- PVC Jacket

Applications:

- General Purpose
- Laboratory Use

Fairview Microwave
 301 Leora Ln., Suite 100
 Lewisville, TX 75056
 Tel: 1-800-715-4396 / (972) 649-6678
 Fax: (972) 649-6689
www.fairviewmicrowave.com
sales@fairviewmicrowave.com

Shield Layer 2	Silver Plated Copper Braid
Jacket Material	PVC, Black
Jacket Diameter	0.209 in [5.31 mm]
Repeated Minimum Bend Radius	1 in [25.4 mm]

Connectors

Description	Connector 1	Connector 2
Type	N Male	SMA Female
Specification	MIL-STD-348A	MIL-STD-348A
Impedance	50 Ohms	50 Ohms
Contact Material & Plating	Brass, Gold	Beryllium Copper, Gold
Contact Plating Spec.		50 µin minimum
Dielectric Type	Teflon	PTFE
Body Material & Plating	Brass, Tri-Metal	Brass, Nickel
Body Plating Spec.		100 µin minimum
Coupling Nut Material & Plating	Brass, Tri-Metal	
Hex Size	18 mm	
Torque	9 in-lbs 1.02 Nm	

Environmental Specifications
Temperature

Operating Range -40 to +80 deg C

Compliance Certifications (see [product page](#) for current document)

Plotted and Other Data

Notes:

How to Order

Part Number Configuration:

FMCA2745 - xx uu

 cm = Centimeters
 <blank> = Inches
 Length

 Example: FMCA2745-12 = 12 inches long cable
 FMCA2745-100cm = 100 cm long cable

N Male to SMA Female Cable in 12 Inch Length Using RG223 Coax from Fairview Microwave has same day shipment for domestic and International orders. Our RF, microwave and millimeter wave products maintain a 99% availability and are part of the broadest selection in the industry.

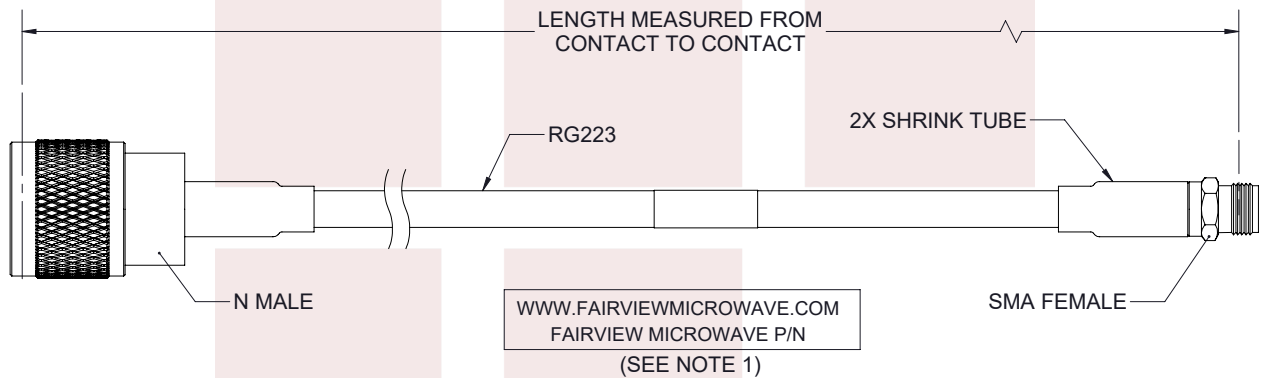
Click the following link to obtain additional part information: [N Male to SMA Female Cable in 12 Inch Length Using RG223 Coax FMCA2745-12](#)

URL: <https://www.fairviewmicrowave.com/n-male-to-sma-female-cable-rg223-coax-in-12-inch-and-rohs-fmca2745-12-p.aspx>

The information contained in this document is accurate to the best of our knowledge and representative of the part described herein. It may be necessary to make modifications to the part and/or the documentation of the part, in order to implement improvements. Fairview Microwave reserves the right to make such changes as required. Unless otherwise stated, all specifications are nominal. Fairview Microwave does not make any representation or warranty regarding the suitability of the part described herein for any particular purpose, and Fairview Microwave does not assume any liability arising out of the use of any part or documentation.





REVISIONS			
REV.	DESCRIPTION	DATE	APPROVED
A	INITIAL RELEASE	2/21/2022	AGANWANI



- NOTES:
- CABLES 36" AND UNDER HAVE 1 LABEL CENTERED.
CABLES OVER 36" HAVE 2 LABELS, ONE AT EACH END
6.0" FROM THE FRONT OF THE CONNECTOR.

THESE COMMODITIES, TECHNOLOGY OR SOFTWARE WERE EXPORTED FROM THE UNITED STATES IN ACCORDANCE WITH THE EXPORT ADMINISTRATION REGULATIONS. DIVERSION CONTRARY TO U.S. LAW PROHIBITED.

 Fairview Microwave an INFINIT [®] brand	UNLESS OTHERWISE SPECIFIED LEADING DIMENSIONS ARE INCHES DIMENSIONS IN [] ARE MILLIMETERS		THIRD-ANGLE PROJECTION 	
	TOLERANCES:		CABLE LENGTH (L) TOLERANCES:	
TITLE	.X = ±.2 [.508] FRACTIONS ± 1/32 .XX = ±.02 [.51] ANGLES ± 1° .XXX = ±.005 [.13]	L ≤ 12 [305] = +1 [25] / -0 12 [305] < L ≤ 60 [1524] = +2 [51] / -0 60 [1524] < L ≤ 120 [3048] = +4 [102] / -0 120 [3048] < L ≤ 300 [7620] = +6 [152] / -0 300 [7620] < L = +5%L / -0	THE INFORMATION AND DESIGN IN THIS DOCUMENT IS THE PROPERTY OF FAIRVIEW MICROWAVE CORPORATION. ALL RIGHTS RESERVED.	
N Male to SMA Female Cable in 12 Inch Length Using RG223 Coax	ALL DIMENSIONS SHOWN ARE FOR REFERENCE ONLY.		SHEET 1 OF 1	
SIZE A	CAGE CODE 3FKR5	DRAWN BY MVEERAPPAN	ITEM NO. FMCA2745	SCALE N/A
			REV A	

T-Rev.D