

**Snap-On MMBX Plug to RA SMA Male Cable**  
**RG316 Coax**

Fairview Microwave's MMBX cable assemblies are part of our full line of RF interconnects available for same-day shipping. These MMBX cable assemblies are designed for test applications or connection of your MMBX system components. With a high frequency range up to 3 GHz, this family of MMBX cables can also be used to connect your panels to PCB's with between series options like MMBX-to-SMA, MMBX-to-N or MMBX-to-TNC assemblies. There are hundreds of possible cable assembly configurations to choose from, all available same day.

This MMBX cable assembly datasheet PDF contains specifications, CAD drawing and dimensions that are shown below. Fairview Microwave not only has many MMBX cable assembly options, but also a wide selection of RF, microwave and millimeter wave cable assemblies which allows RF designers to customize their configurations to whatever is required. Whether the need is to provide an I/O for a board design or simply create a custom cable assembly configuration, Fairview Microwave has the right cable assemblies for the job. Fairview can also expertly build your custom RF cable assemblies for you and ship same day.

**Electrical Specifications**

Description	Min	Typ	Max	Units
Frequency Range	DC		3	GHz
VSWR			1.4:1	
Return Loss		-15.56		dB
Velocity of Propagation		69		%
Jacket Spark			2,000	Vrms

**Performance by Frequency**

Description	F1	F2	F3	F4	F5	Units
Frequency	0.1	0.25	0.5	1	3	GHz
Insertion Loss (Max.)	0.11	0.16	0.27	0.38	0.58	dB/ft
	0.36	0.52	0.89	1.25	1.9	dB/m

dB/m

Electrical Specification Notes:  
Insertion Loss does not include the loss of the connectors. Insertion Loss is estimated as 0.1dB per connector.

**Mechanical Specifications**

**Cable Assembly**

Diameter 0.315 in [8 mm]

**Cable**

Cable Type RG316  
Impedance 50 Ohms  
Inner Conductor Type Stranded  
Inner Conductor Material and Plating Copper Clad Steel, Silver  
Dielectric Type PTFE  
Number of Shields 1



**Configuration:**

- Snap-On MMBX Plug
- SMA Male Right Angle
- RG316

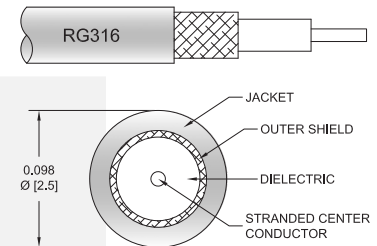
**Features:**

- Max. Operating Frequency of 3 GHz
- Snap-On mating

**Applications:**

- General Purpose MMBX Test
- PCB Testing
- Low Profile MMBX Cable Jumpers
- PCB-to-Panel Connection

**Cable Diagram:**



Fairview Microwave  
1130 Junction Dr. #100  
Allen, TX 75013  
Tel: 1-800-715-4396 / (972) 649-6678  
Fax: (972) 649-6689  
www.fairviewmicrowave.com  
sales@fairviewmicrowave.com

Shield Layer 1 Silver Plated Copper Braid  
 Jacket Material FEP, Tan  
 Jacket Diameter 0.098 in [2.49 mm]

**Connectors**

Description	Connector 1	Connector 2
Type	MMBX Plug	SMA Male
Specification		MIL-STD-348A
Impedance	50 Ohms	50 Ohms
Connection Method	Snap-On	
Mating Cycles	100	
Contact Material & Plating	Beryllium Copper, Gold	Brass, Gold
Contact Plating Spec.		50 µin minimum
Dielectric Type	PTFE	PTFE
Outer Cond Material & Plating	Brass, Gold	
Body Material & Plating	Brass, Gold	Brass, Nickel
Body Plating Spec.		100 µin minimum
Coupling Nut Material & Plating		Brass, Nickel
Coupling Nut Plating Spec.		100 µin minimum
Hex Size		5/16 inch
Torque		3 in-lbs [0.34 Nm]

**Mechanical Specification Notes:**

\*All cable assemblies have a length tolerance of 1.5% or ± 3/8", whichever is greater.

**Environmental Specifications**

**Temperature**

Operating Range -55 to +155 deg C

**Compliance Certifications** (see [product page](#) for current document)

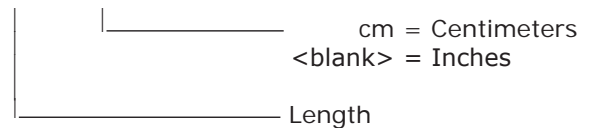
**Plotted and Other Data**

Notes:

**How to Order**

Part Number Configuration:

**FMCA1427 - xx uu**



Example: FMCA1427-12 = 12 inches long cable  
 FMCA1427-100cm = 100 cm long cable

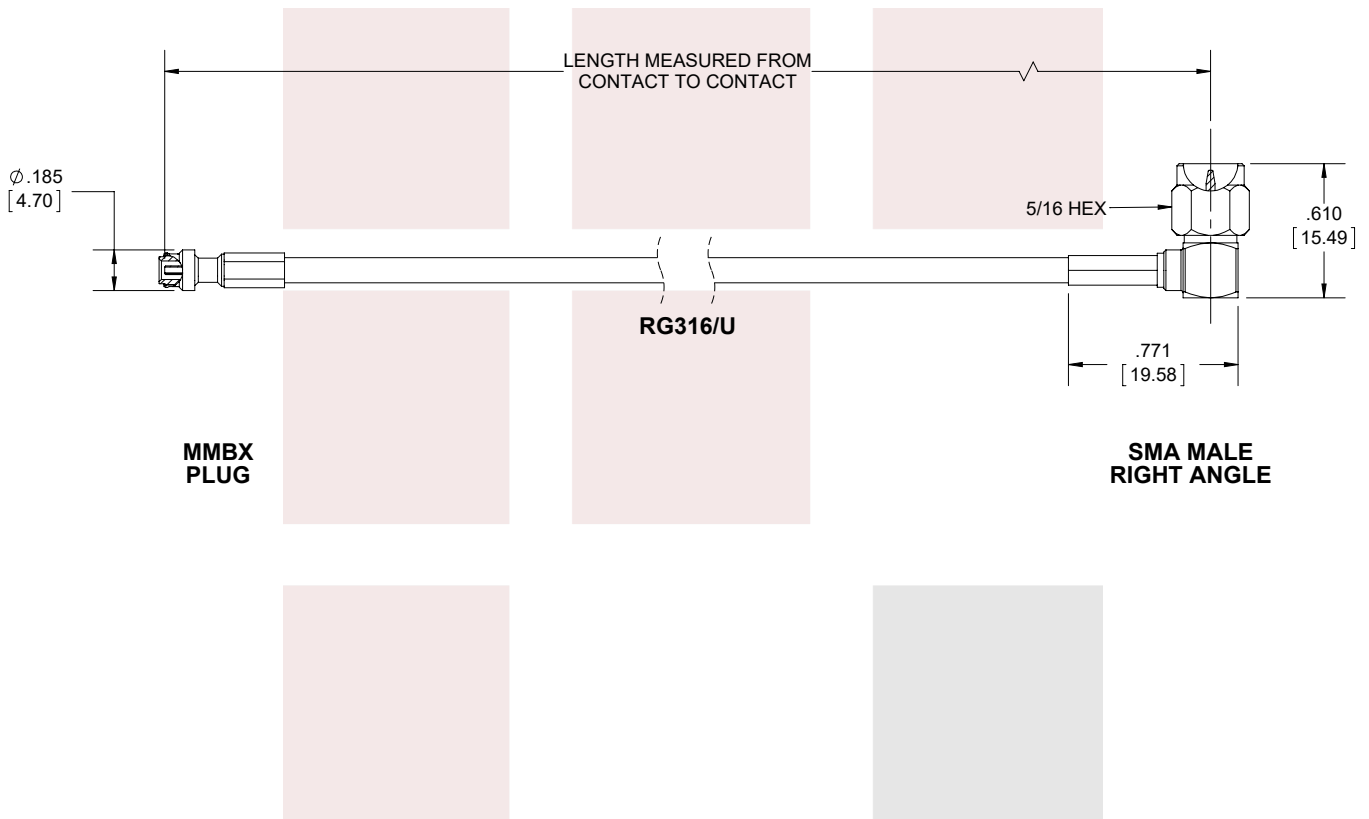
Snap-On MMBX Plug to RA SMA Male Cable RG316 Coax from Fairview Microwave has same day shipment for domestic and International orders. Our RF, microwave and fiber optic products maintain a 99% availability and are part of the broadest selection in the industry.

Click the following link to obtain additional part information: [Snap-On MMBX Plug to RA SMA Male Cable RG316 Coax FMCA1427](#)

URL: <https://www.fairviewmicrowave.com/mmbx-plug-ra-sma-male-cable-rg316u-coax-fmca1427-p.aspx>

The information contained in this document is accurate to the best of our knowledge and representative of the part described herein. It may be necessary to make modifications to the part and/or the documentation of the part, in order to implement improvements. Fairview Microwave reserves the right to make such changes as required. Unless otherwise stated, all specifications are nominal. Fairview Microwave does not make any representation or warranty regarding the suitability of the part described herein for any particular purpose, and Fairview Microwave does not assume any liability arising out of the use of any part or documentation.





STANDARD TOLERANCES	
.X	±0.2
.XX	±0.01
.XXX	±0.005

\*STANDARD TOLERANCES APPLY ONLY TO DIMENSIONS IN INCHES

<b>FAIRVIEW MICROWAVE INC.</b> ALLEN, TX 75013 WWW.FAIRVIEWMICROWAVE.COM		NOTES: 1. UNLESS OTHERWISE SPECIFIED ALL DIMENSIONS ARE NOMINAL. 2. ALL SPECIFICATIONS ARE SUBJECT TO CHANGE WITHOUT NOTICE AT ANY TIME. 3. DIMENSIONS ARE IN INCHES [mm].						
TITLE Snap-On MMBX Plug to RA SMA Male Cable RG316 Coax		DWG NO <b>FMCA1427</b>		CAGE CODE <b>3FKR5</b>				
CAD FILE	062217	SHEET	1 OF 1	SCALE	N/A	SIZE	A	9999