

**902 to 928 MHz, RFID Flat Panel Antenna, 12 dBi Gain RP TNC male, PVC Radome, RHCP**

Fairview Microwave's FMANFP1029 is a Directional RFID flat panel RHCP antenna. The FMANFP1029 with a 12 dBi gain nominal is a Directional antenna. Our 902-928 MHz RP TNC male connector, flat panel antenna has a gain of 12 dBi.

With an impedance of 50 Ohms and max input power of 20 Watts, the FMANFP1029 RFID flat panel is well suited for Radio Frequency Identification tag reading applications. Contact Fairview Microwave's antenna experts for any assistance on 902-928 MHz, 12 dBi RP TNC male connector antennas. This 12 dBi gain RFID antenna is highly directional providing the reader radio the capabilities of simultaneously reading a multitude of RFID tags with a high degree of accuracy.

Fairview's RFID FMANFP1029 has a radome made of PVC in White color and comes from a facility certified to ISO 9001:2015.

This Reverse Polarity TNC connectized Antenna has an overall length of 36 in, width of 6 in, and weighs 4.85 lbs. Use our on-line ordering system to purchase your FMANFP1029 RFID Directional RHCP antenna 24 hours a day with same-day shipping and no MOQs (minimum order quantities).

**Configuration**

Design	Flat Panel
Gain	12
Polarization	RHCP
Cable Type	RG142
Connector Type	TNC Male Reverse Polarity
Lightning Protection	DC Grounded

**Electrical Specifications**

Description	Min	Typ	Max	Units
Frequency Range	902		928	MHz
Input VSWR			1.3:1	
Impedance		50		Ohms
Gain		12		dBi
Front to Back Ratio		20		dB
Horizontal (Azimuth) Beam Width		80		Degrees
Vertical (Elevation) Beam Width		18		Degrees
Input Power			20	Watts

**Mechanical Specifications**

Radome Material	PVC
<b>Size</b>	
Length	36 in [914.4 mm]
Width	6 in [152.4 mm]
Height	1 in [25.4 mm]
Weight	0.5 lbs [226.8 g]

**Environmental Specifications**

<b>Temperature</b>	
Operating Range	-40 to +60 deg C


**Features:**

- High Performance Multi-tag read/write Capabilities
- Concealable Design
- Right Hand Circular Polarized
- 902 to 928 MHz Frequency Range
- 2 Meter Cable
- RP TNC Male Connector

**Applications:**

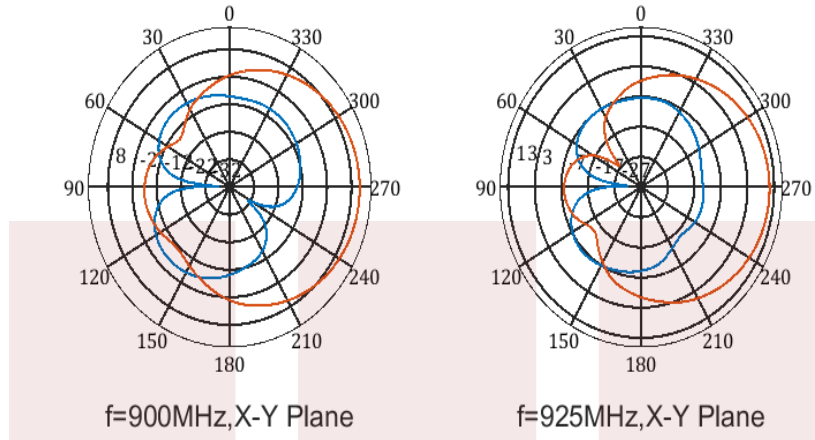
- Radio Frequency Identification
- Inventory Management
- Access Control
- Data Collection
- Asset Tracking
- Livestock Management

Fairview Microwave  
 301 Leora Ln., Suite 100  
 Lewisville, TX 75056  
 Tel: 1-800-715-4396 / (972) 649-6678  
 Fax: (972) 649-6689  
[www.fairviewmicrowave.com](http://www.fairviewmicrowave.com)  
[sales@fairviewmicrowave.com](mailto:sales@fairviewmicrowave.com)

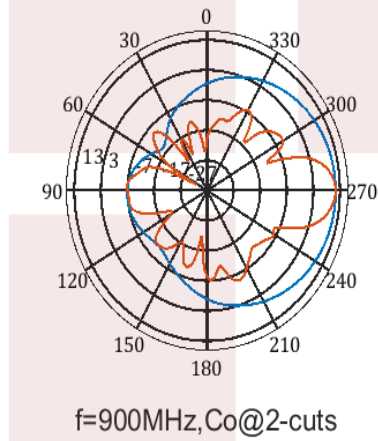
**Compliance Certifications** (see [product page](#) for current document)

**Plotted and Other Data**

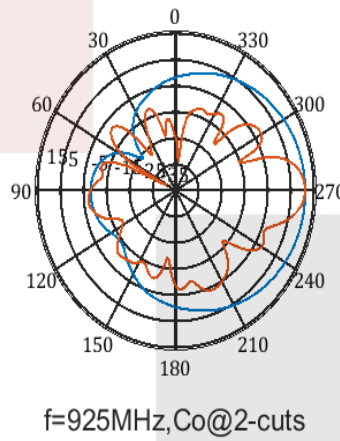
Notes:



2D Pattern: Co@2-cuts



2D Pattern: Co@2-cuts



2D Pattern: @phi=90(Vertical)

n

902 to 928 MHz, RFID Flat Panel Antenna, 12 dBi Gain RP TNC male, PVC Radome, RHCP from Fairview Microwave is in-stock and available to ship same-day. All of our RF/microwave products are available off-the-shelf from our ISO 9001:2008 certified facilities in Lewisville, Texas. Fairview Microwave is RF on-demand.

For additional information on this product, please click the following link: [902 to 928 MHz, RFID Flat Panel Antenna, 12 dBi Gain RP TNC male, PVC Radome, RHCP FMANFP1029](#)

URL: <https://www.fairviewmicrowave.com/12-dbi-flat-panel-antenna-902-928-mhz-tnc-connector-fmanfp1029-p.aspx>

The information contained in this document is accurate to the best of our knowledge and representative of the part described herein. It may be necessary to make modifications to the part and/or the documentation of the part, in order to implement improvements. Fairview Microwave reserves the right to make such changes as required. Unless otherwise stated, all specifications are nominal. Fairview Microwave does not make any representation or warranty regarding the suitability of the part described herein for any particular purpose, and Fairview Microwave does not assume any liability arising out of the use of any part or documentation.



REVISIONS			
REV.	DESCRIPTION	DATE	APPROVED
A	INITIAL RELEASE	11/21/22	KHIETPAS

**DETAIL A**

RP TNC MALE CONNECTOR

LABEL PER ILS-100-03  
SEE NOTE 1

6X Ø.16 [4] THRU

3.15 [80] 2X

1.48 [37.5] 2X

34.65 [880]

.39 [10]

6.3 [160]

1.18 [30]

35.43 [900]

33.43 [849]

6.1 [155]

1.08 [27.5]

**NOTES:**

- LABEL PER ILS-100-03 (FOR INTERNAL USE ONLY). LABEL LOCATION SHOWN IS FOR REFERENCE ONLY.

**REGULATORY COMPLIANCE:**  
EU RoHS DIRECTIVE (MOST RECENT RELEASED VERSION)

THESE COMMODITIES, TECHNOLOGY OR SOFTWARE WERE EXPORTED FROM THE UNITED STATES IN ACCORDANCE WITH THE EXPORT ADMINISTRATION REGULATIONS. DIVERSION CONTRARY TO U.S. LAW PROHIBITED.

<p><b>Fairview Microwave</b> an INFINIT<sup>®</sup> brand</p> <p>TITLE 902 to 928 MHz, RFID Flat Panel Antenna, 12 dBi Gain RP TNC male, PVC Radome, RHCP</p>	<p>UNLESS OTHERWISE SPECIFIED LEADING DIMENSIONS ARE INCHES DIMENSIONS IN [ ] ARE MILLIMETERS</p> <p><b>TOLERANCES:</b></p> <table style="width: 100%; border-collapse: collapse;"> <tr> <td style="width: 33%;">.X = ± 2 [5.08]</td> <td style="width: 33%;">FRACTIONS</td> <td style="width: 33%;">L ≤ 12 [305] = +1 [25] / -0</td> </tr> <tr> <td>.XX = ± 0.2 [5.1]</td> <td>± 1/32</td> <td>12 [305] &lt; L ≤ 60 [1524] = +2 [51] / -0</td> </tr> <tr> <td>.XXX = ± 0.005 [1.3]</td> <td>ANGLES ± 1°</td> <td>60 [1524] &lt; L ≤ 120 [3048] = +4 [102] / -0</td> </tr> <tr> <td></td> <td></td> <td>120 [3048] &lt; L ≤ 300 [7620] = +6 [152] / -0</td> </tr> <tr> <td></td> <td></td> <td>300 [7620] &lt; L = +5%L / -0</td> </tr> </table>	.X = ± 2 [5.08]	FRACTIONS	L ≤ 12 [305] = +1 [25] / -0	.XX = ± 0.2 [5.1]	± 1/32	12 [305] < L ≤ 60 [1524] = +2 [51] / -0	.XXX = ± 0.005 [1.3]	ANGLES ± 1°	60 [1524] < L ≤ 120 [3048] = +4 [102] / -0			120 [3048] < L ≤ 300 [7620] = +6 [152] / -0			300 [7620] < L = +5%L / -0	<p>THIRD-ANGLE PROJECTION</p> <p>THE INFORMATION AND DESIGN IN THIS DOCUMENT IS THE PROPERTY OF FAIRVIEW MICROWAVE CORPORATION. ALL RIGHTS RESERVED.</p> <p>SHEET 1 OF 1</p>
	.X = ± 2 [5.08]	FRACTIONS	L ≤ 12 [305] = +1 [25] / -0														
.XX = ± 0.2 [5.1]	± 1/32	12 [305] < L ≤ 60 [1524] = +2 [51] / -0															
.XXX = ± 0.005 [1.3]	ANGLES ± 1°	60 [1524] < L ≤ 120 [3048] = +4 [102] / -0															
		120 [3048] < L ≤ 300 [7620] = +6 [152] / -0															
		300 [7620] < L = +5%L / -0															
ALL DIMENSIONS SHOWN ARE FOR REFERENCE ONLY.		SCALE N/A															
SIZE A	CAGE CODE 3FKR5	DRAWN BY VTHANGARAJ	ITEM NO. FMANFP1029														

T-Rev.D