

1.2 dB NF Input Protected Low Noise Amplifier, Operating from 2.6 GHz to 3.1 GHz with 40 dB Gain, 10 dBm P1dB and SMA

The FMAM63009 is an Input Protected Low Noise RF coaxial amplifier operating in the 2.6 to 3.1 GHz range. The Amplifier offers 1.2 dB typical noise figure and can handle up to 1 Watt CW input power without damage. Additional typical performance includes 40 dB small signal gain, 1.5:1 VSWR and +10 dBm P1dB. The exceptional technical performance is achieved through the use of a 4 stage hybrid MIC assembly that incorporates a low loss input PIN Diode Limiter protective circuit followed by gain stages that use Enhancement mode (EMode) GaAs pHEMT devices. The 50 ohm SMA connectorized module is unconditionally stable, includes built-in DC voltage regulation, and supports DC blocking Capacitors on the RF ports. The Amplifier operates with a bias voltage of +12V typical and over the temperature range of -40°C to +75°C. This model is RoHS compliant and has an EAR99 export classification.

Electrical Specifications (TA = +25°C , DC Voltage = 12Vdc , DC Current = 120mA)

Description	Min	Typ	Max	Unit
Frequency Range	2.6		3.1	GHz
Small Signal Gain		40		dB
Gain Flatness		±1		dB
Gain Variance at OTR*		1		dB
Output at 1 dB Compression Point	+10			dBm
Noise Figure		1.2	1.6	dB
Input VSWR		1.5:1	1.8:1	
Output VSWR		1.5:1	1.8:1	
Spurious			-60	dBc
Input Power (CW)			+30	dBm
Operating DC Voltage		12		Volts
Operating DC Current		120		mA
Operating Temperature Range	-40		+75	°C

*OTR= Base Plate Operating Temperature Range

Mechanical Specifications

Size

Length	1.7 in [43.18 mm]
Width	0.95 in [24.13 mm]
Height	0.4 in [10.16 mm]

Input Connector	SMA Female
Output Connector	SMA Female

Environmental Specifications

Temperature

Operating Range	-40 to +75 deg C
Storage Range	-45 to +125 deg C



Features:

- 2.6 GHz to 3.1 GHz Frequency Range
- 1W CW Input Protection
- P1dB: 10 dBm
- High Small Signal Gain: 40 dB typical
- Gain Flatness: ±1 dB
- Gain Variance: ±1 dB
- Noise Figure: 1.2 dB typ
- 50 Ohm Input and Output Matched
- -40°C to +75°C Operating Temperature
- Single DC Positive Supply

Applications:

- Laboratory Applications
- R&D Labs
- Radar Systems
- Test Instrumentation
- Communication Systems
- Low Noise Amplifier
- General Purpose Amplification
- Wideband Gain Block
- IF Amplifier/RF Driver Amplifier
- RF Wideband Front Ends
- Fixed and Land Mobile

Fairview Microwave
301 Leora Ln., Suite 100
Lewisville, TX 75056
Tel: 1-800-715-4396 / (972) 649-6678
Fax: (972) 649-6689
www.fairviewmicrowave.com
sales@fairviewmicrowave.com

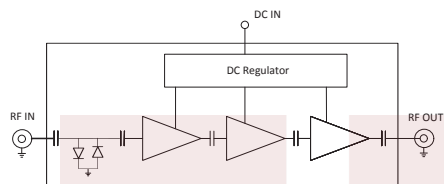
Compliance Certifications (see [product page](#) for current document)

Plotted and Other Data

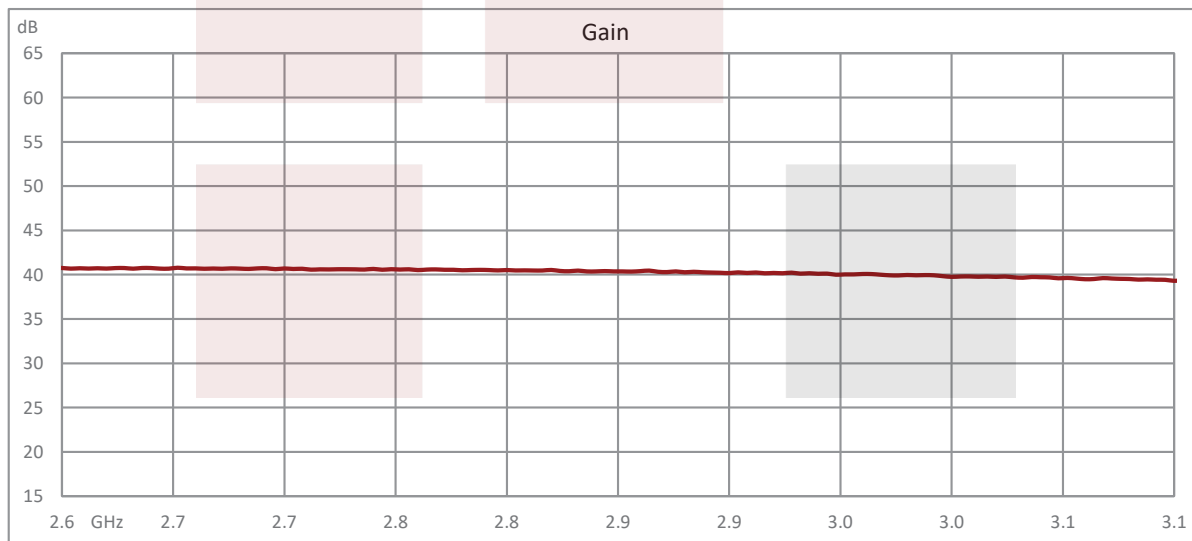
Notes:

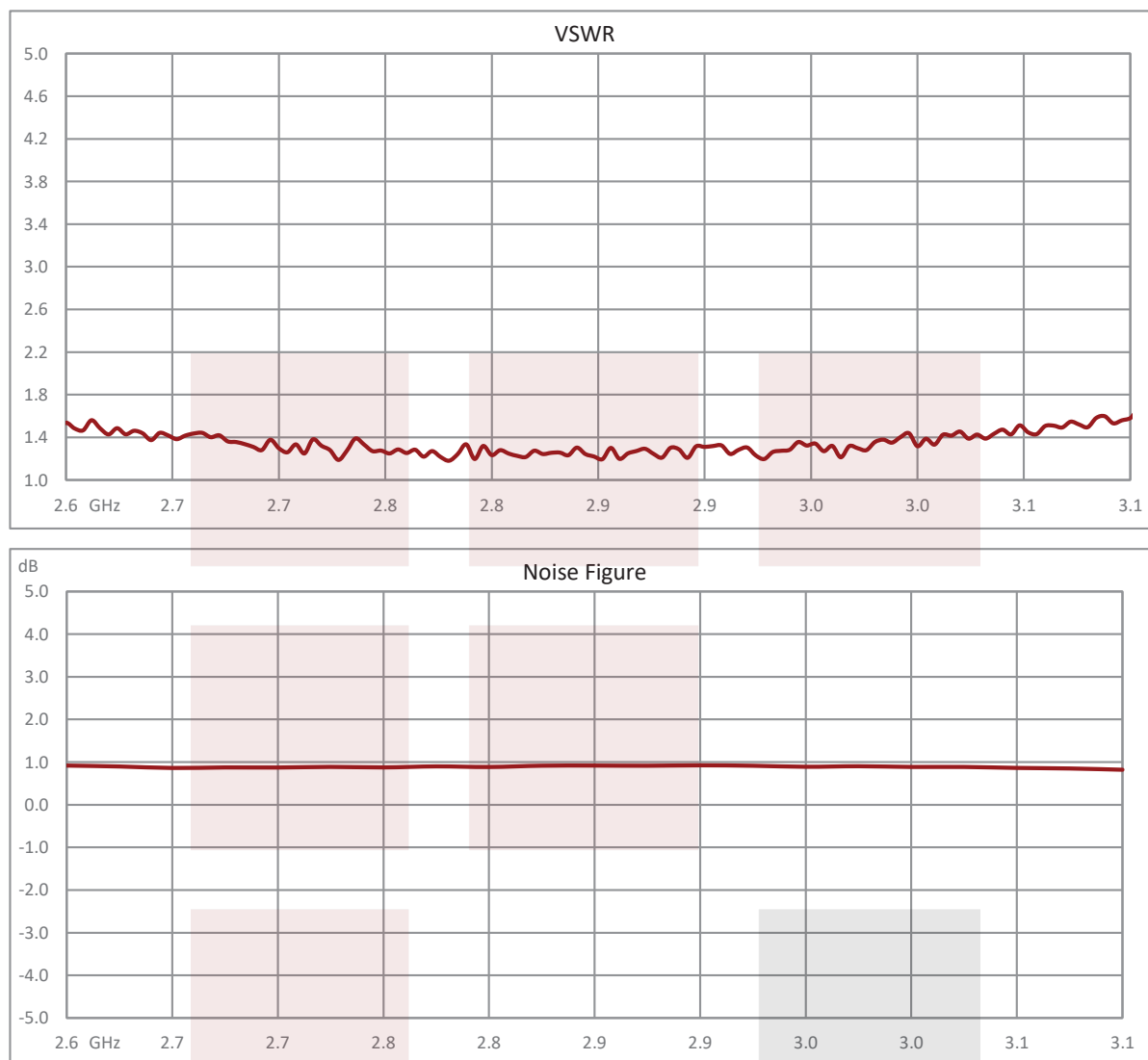
- Values at 25 °C, sea level

Functional Block Diagram



Typical Performance Data



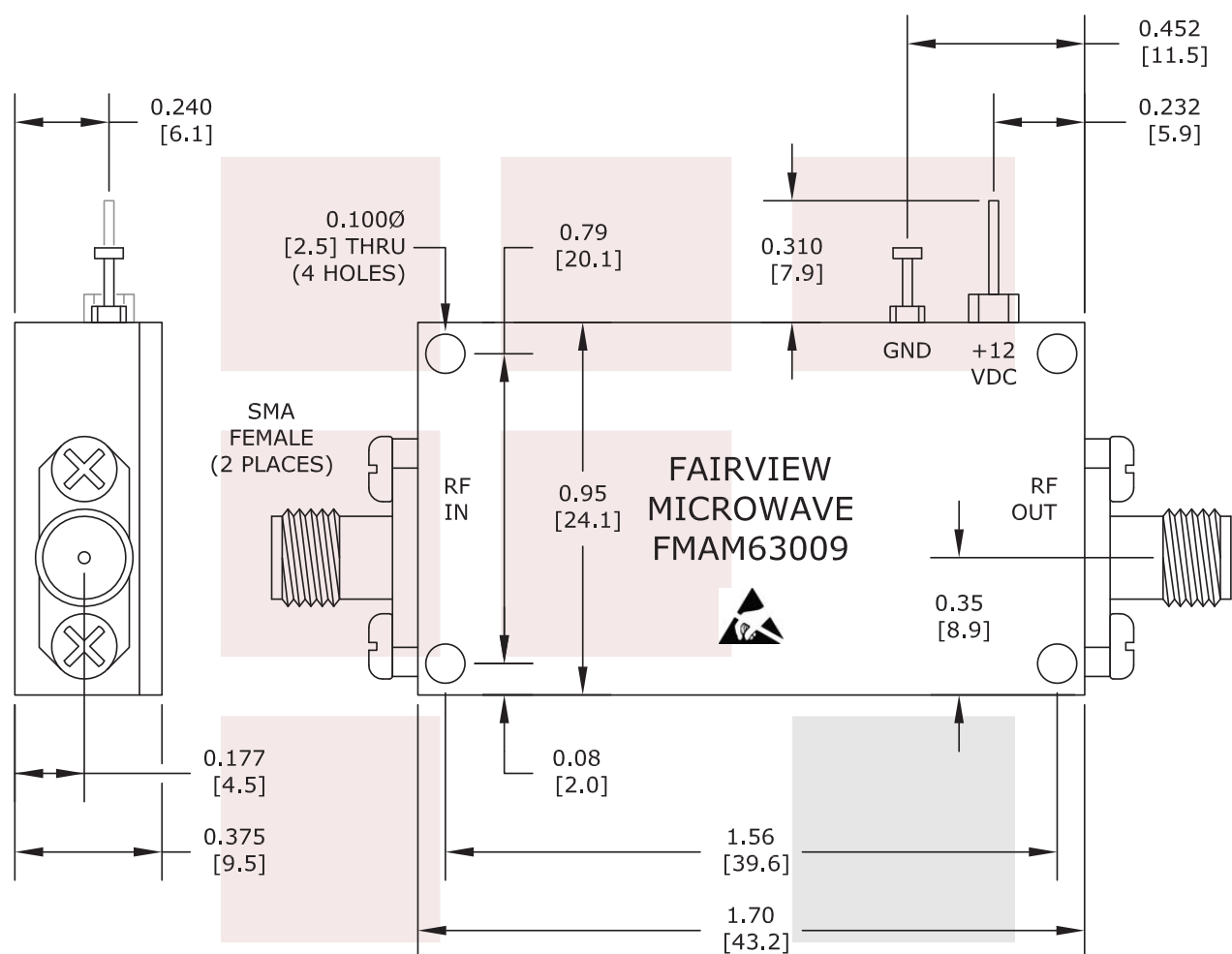


1.2 dB NF Input Protected Low Noise Amplifier, Operating from 2.6 GHz to 3.1 GHz with 40 dB Gain, 10 dBm P1dB and SMA from Fairview Microwave is in-stock and available to ship same-day. All of our RF/microwave products are available off-the-shelf from our ISO 9001:2008 certified facilities in Allen, Texas. Fairview Microwave is RF on-demand.

For additional information on this product, please click the following link: [1.2 dB NF Input Protected Low Noise Amplifier, Operating from 2.6 GHz to 3.1 GHz with 40 dB Gain, 10 dBm P1dB and SMA FMAM63009](https://www.fairviewmicrowave.com/1.2db-nf-low-noise-amplifier-40db-fmam63009-p.aspx)

URL: <https://www.fairviewmicrowave.com/1.2db-nf-low-noise-amplifier-40db-fmam63009-p.aspx>

The information contained in this document is accurate to the best of our knowledge and representative of the part described herein. It may be necessary to make modifications to the part and/or the documentation of the part, in order to implement improvements. Fairview Microwave reserves the right to make such changes as required. Unless otherwise stated, all specifications are nominal. Fairview Microwave does not make any representation or warranty regarding the suitability of the part described herein for any particular purpose, and Fairview Microwave does not assume any liability arising out of the use of any part or documentation.



FAIRVIEW MICROWAVE INC.
ALLEN, TX 75013 WWW.FAIRVIEWMICROWAVE.COM

NOTES:
1. UNLESS OTHERWISE SPECIFIED ALL DIMENSIONS ARE NOMINAL.
2. ALL SPECIFICATIONS ARE SUBJECT TO CHANGE WITHOUT NOTICE AT ANY TIME.
3. DIMENSIONS ARE IN INCHES [mm].

TITLE
1.2 dB NF Input Protected Low Noise Amplifier,
Operating from 2.6 GHz to 3.1 GHz with 40 dB Gain,
10 dBm P1dB and SMA

DWG NO	FMAM63009	CAGE CODE	3FKR5
CAD FILE	071916	SHEET	SCALE N/A SIZE A 2233