

44 dB Gain High Power LDMOS Amplifier at 8 Watt Psat Operating from 0.5 MHz to 500 MHz with 42 dBm IP3, SMA Input, SMA Output

FMAM5029 is a high gain Class A/AB coaxial Linear Power Amplifier operating in the 0.5 to 500 MHz frequency range. The amplifier offers a wide dynamic range with 8 Watts typical saturated power, 44 dB typical small signal gain, ± 1.5 dB gain flatness maximum, and a high output IP3 of +42 dBm typical. The amplifier requires typically a +28V DC power supply, is unconditionally stable, and operates over the temperature range of 0°C and +50°C.

Electrical Specifications

(TA = +25°C, DC Voltage = +28Volts, DC Current = 3A)

Description	Min	Typ	Max	Unit
Frequency Range	0.5		500	MHz
Small Signal Gain	40	44		dB
Gain Flatness			± 1.5	dB
Input Power (CW)			-1	dBm
Pout at Sat.		+39		dBm
Output Power at 1 dB Compression Point		+40		dBm
Output 3rd Order Intercept Point		+42		dBm
Harmonics @4 Watts		-20		dBc
Spurious		-60		dBc
Impedance (Input)		50		Ohms
Impedance (Output)		50		Ohms
Input VSWR			2:1	
Operating DC Voltage		+28		Volts
Operating DC Current			3	A
Operating Temperature Range	0		+50	°C

Mechanical Specifications

Size

Length	6 in [152.4 mm]
Width	3 in [76.2 mm]
Height	1.1 in [27.94 mm]
Weight	1 lbs [453.59 g]
Input Connector	SMA Female
Output Connector	SMA Female

Environmental Specifications

Temperature

Operating Range	0 to +50 deg C
Humidity	95
Shock	Normal Truck Transport
Vibration	Normal Truck Transport
Altitude	10000



Features:

- 0.5 MHz to 500 MHz Frequency Range
- Psat 8 Watts typ
- Small Signal Gain: 40 dB min
- Gain Flatness ± 1.5 dB max
- Class A/AB
- IP3 42 dBm typ
- 50 Ohms Input and Output Matched
- Unconditionally Stable
- Regulated Supply
- RF Input Signal Format CW/AM/FM/PM/Pulse

Applications:

- Military Radio
- Communication Systems
- High Gain Driver Power Amplifier
- High Gain Output Power Amplifier


Fairview Microwave
 301 Leora Ln., Suite 100
 Lewisville, TX 75056
 Tel: 1-800-715-4396 / (972) 649-6678
 Fax: (972) 649-6689
www.fairviewmicrowave.com
sales@fairviewmicrowave.com

Compliance Certifications (see [product page](#) for current document)

Plotted and Other Data

Notes:

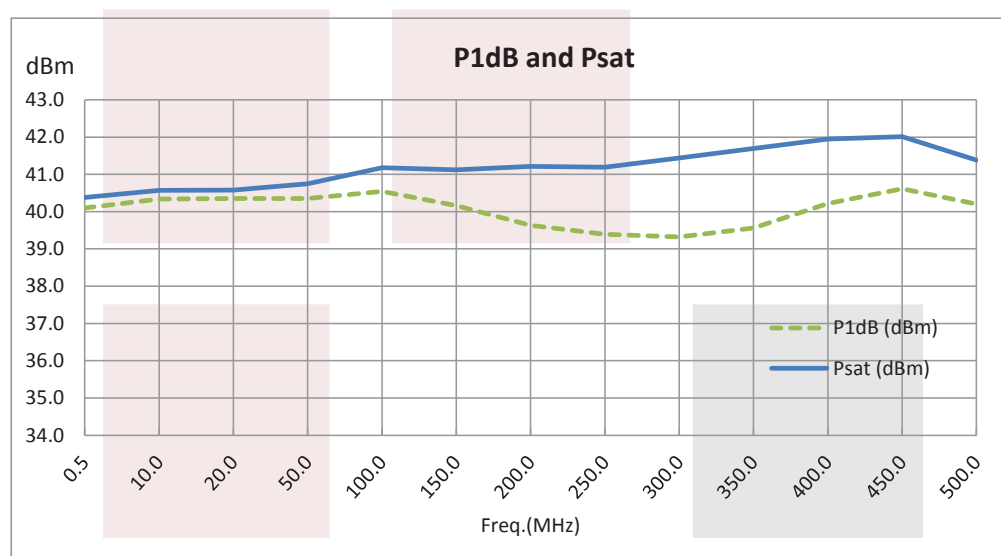
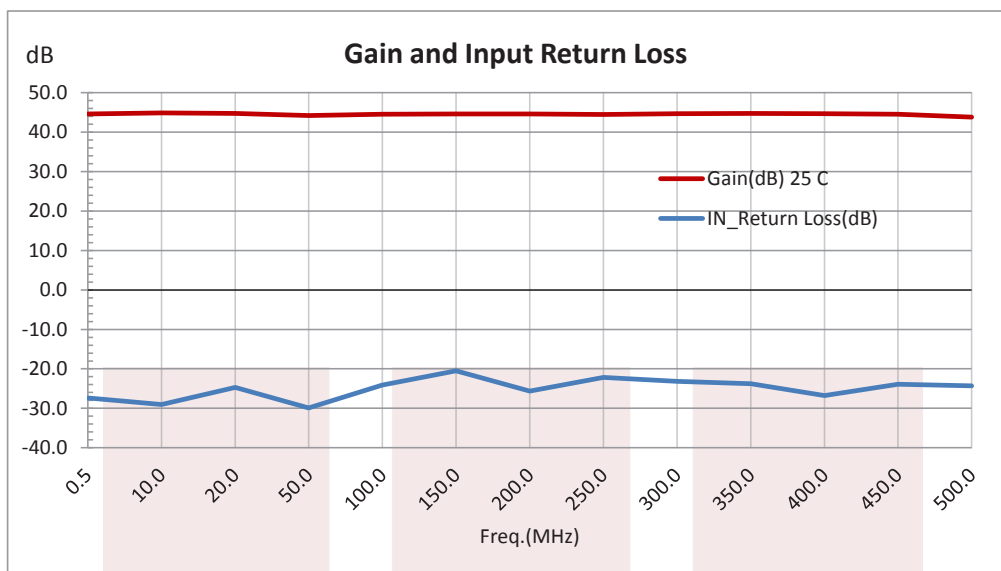
- Values at 25 °C, sea level
- ESD Sensitive Material, Transport material in Approved ESD bags. Handle only in approved ESD Workstation.
- Heat Sink Required for Proper Operation, Unit is cooled by conduction to heat sink.



Amplifier Power-up Precautions

- 1.) Confirm that proper ESD precautions and controls are always in place before handling any Amplifier module.
- 2.) Confirm adequate thermal management is in place to effectively dissipate heat away from the Amplifier package. The Amplifier operational baseplate temperature must be within the operational temperature range stated in the Amplifier datasheet. Depending on the design and thermal requirements, using a heatsink with cooling fan is always recommended for safe reliable operation. A heat sink without a cooling fan may also be used. Damage caused from overheating will void the warranty.
- 3.) Confirm adequate system grounding is established. The DC power supply and Amplifier must have a common ground in order to operate properly.
- 4.) Power Amplifiers may require additional DC Current when initially powered-up. Depending on the design, the input current draw could range from an additional 10% to 100% above the maximum rated DC current of the Amplifier. This varies based on product part number.
- 5.) Confirm the DC power supply, if limited, is set to allow for additional start-up current that's rated for the Power Amplifier.
- 6.) Confirm the system is designed and calibrated for 50 ohms. Any impedance mismatch may cause performance issues.
- 7.) Perform a CALIBRATION (if required) with the loads before connecting the Amplifier to the Network Analyzer to ensure proper performance.
- 8.) Use a fixed attenuator between the signal source and input port of the Amplifier to optimize the input VSWR match.
- 9.) Confirm the input power level at the input port of the amplifier does not exceed the maximum rated limit for input power (as stated in the Amplifier datasheet).
 P_{in} for Small Signal Gain = P1dB-SSG-10 dB
 P_{in} for P1dB = P1dB-SSG+1 dB
- 10.) Confirm the Network Analyzer is always connected to the Amplifier first before DC power is applied to the Amplifier.
- 11.) As long as the input and output ports of the amplifier are connected to a 50Ohm load and RF signal power is applied, the Amplifier can be powered up with DC voltage.
- 12.) Confirm the Amplifier output load is matched for a 50 Ohm impedance and will not exceed the maximum rated VSWR or Return Loss limit for the Amplifier. Exceeding the maximum rated VSWR or Return Loss limit will result in reflected signal power that could damage the Amplifier and void the warranty.
- 13.) **Power Amplifier connected to an Antenna for signal transmission** - It's strongly recommended to use a high power fixed attenuator pad or an Isolator between the output port of the Amplifier and input port to the antenna. Any reflected signal power due to impedance mismatch will likely damage the Amplifier and void the warranty.
- 14.) The attenuator or isolator used at the output port of the Amplifier must be rated to handle the output power level and operational frequency band of the amplifier.

Typical Performance Data

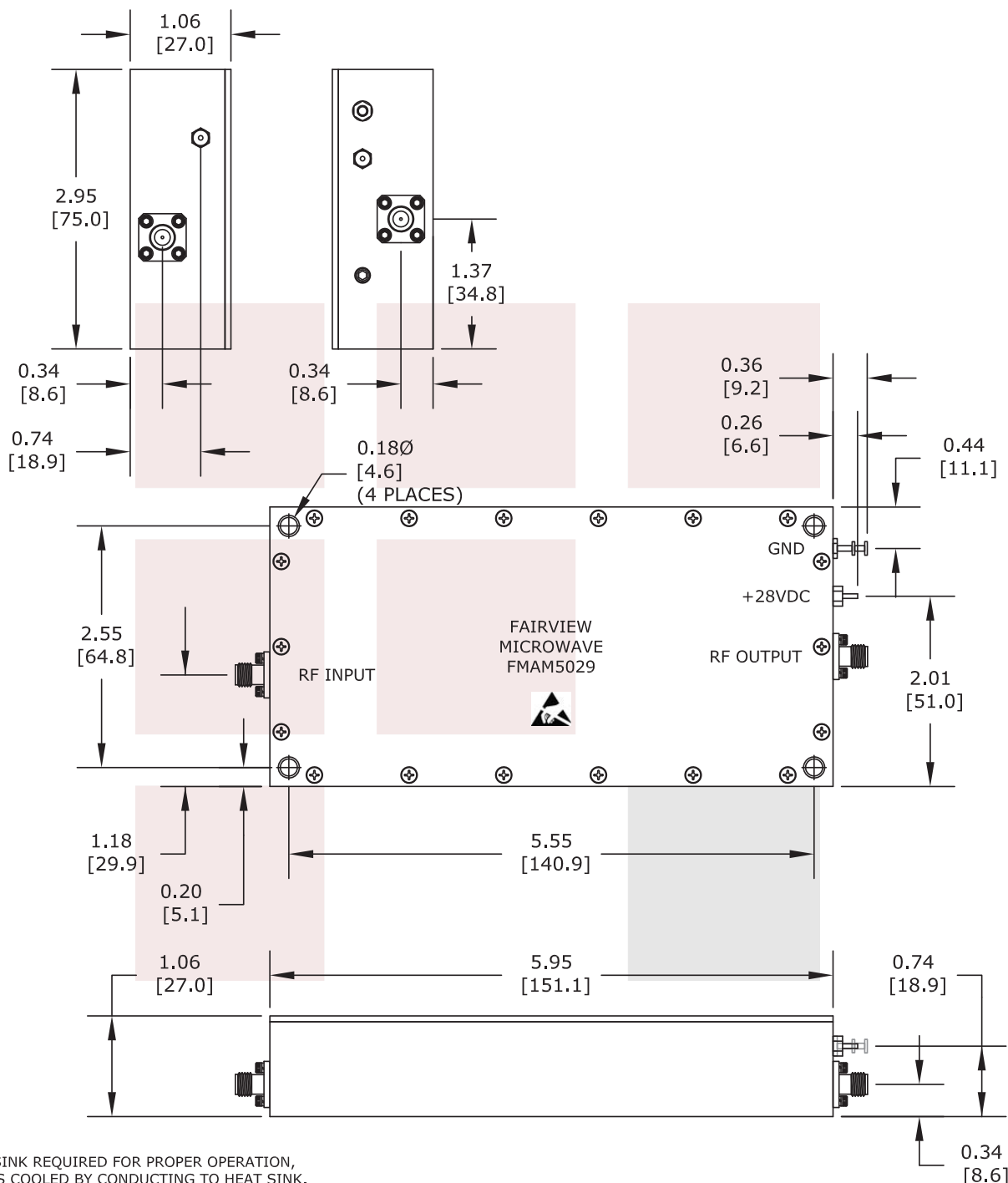


44 dB Gain High Power LDMOS Amplifier at 8 Watt Psat Operating from 0.5 MHz to 500 MHz with 42 dBm IP3, SMA Input, SMA Output from Fairview Microwave is in-stock and available to ship same-day. All of our RF/microwave products are available off-the-shelf from our ISO 9001:2008 certified facilities in Lewisville, Texas. Fairview Microwave is RF on-demand.

For additional information on this product, please click the following link: [44 dB Gain High Power LDMOS Amplifier at 8 Watt Psat Operating from 0.5 MHz to 500 MHz with 42 dBm IP3, SMA Input, SMA Output FMAM5029](https://www.fairviewmicrowave.com/44db-high-power-high-gain-amplifier-8watt-fmam5029-p.aspx)

URL: <https://www.fairviewmicrowave.com/44db-high-power-high-gain-amplifier-8watt-fmam5029-p.aspx>

The information contained in this document is accurate to the best of our knowledge and representative of the part described herein. It may be necessary to make modifications to the part and/or the documentation of the part, in order to implement improvements. Fairview Microwave reserves the right to make such changes as required. Unless otherwise stated, all specifications are nominal. Fairview Microwave does not make any representation or warranty regarding the suitability of the part described herein for any particular purpose, and Fairview Microwave does not assume any liability arising out of the use of any part or documentation.



FAIRVIEW MICROWAVE INC. ALLEN, TX 75013 WWW.FAIRVIEWMICROWAVE.COM		NOTES: 1. UNLESS OTHERWISE SPECIFIED ALL DIMENSIONS ARE NOMINAL. 2. ALL SPECIFICATIONS ARE SUBJECT TO CHANGE WITHOUT NOTICE AT ANY TIME. 3. DIMENSIONS ARE IN INCHES [mm].			
TITLE 44 dB Gain High Power LDMOS Amplifier at 8 Watt Psat Operating from 0.5 MHz to 500 MHz with 42 dBm IP3, SMA Input, SMA Output		DWG NO FMAM5029		CAGE CODE 3FKR5	
CAD FILE	032715	SHEET	SCALE	N/A	SIZE A 2233