

4.5 dB NF, 18 GHz to 40 GHz, Low Noise Broadband Amplifier with 10 dBm, 30 dB Gain and 2.92mm

The FMAM3304 is a broadband coaxial power amplifier, operating in the 18 to 40 GHz frequency range. This amplifier utilizes high power devices that provide excellent linearity and high gain. The amplifier offers 10 dBm of P1dB minimum and 30 dB small signal gain typical, with the gain flatness of ± 2 dB max. This power amplifier requires a +12 Volt DC supply, is unconditionally stable, operates over the temperature range of 0°C to 50°C.

Electrical Specifications (TA= 25°C, VDC1 = 12 Vdc)

Description	Min	Typ	Max	Unit
Frequency Range	18		40	GHz
Gain		30		dB
Gain Flatness			± 2	dB
P1dB	+10			dBm
Noise Figure			4.5	dB
Input VSWR			2.5:1	
Output VSWR			2.5:1	
Operating DC Voltage 1		12		Volts
Operating DC Current		200		mA
Operating Temperature Range (OTR)	0		+50	°C

Mechanical Specifications

Connector Option	Field Replaceable
Input Connector	2.92mm Female
Output Connector	2.92mm Female

Environmental Specifications

Temperature	
Operating Range	0 to +50 deg C
Storage Range	-40 to +100 deg C
Humidity	MIL-STD-202F, Method 103B, Condition B
Shock	MIL-STD-202F, Method 213B, Condition B
Vibration	MIL-STD-202F, Method 204D, Condition B
Altitude	MIL-STD-202F, Method 105C, Condition B

Compliance Certifications (see [product page](#) for current document)

Plotted and Other Data

Notes:



Features:

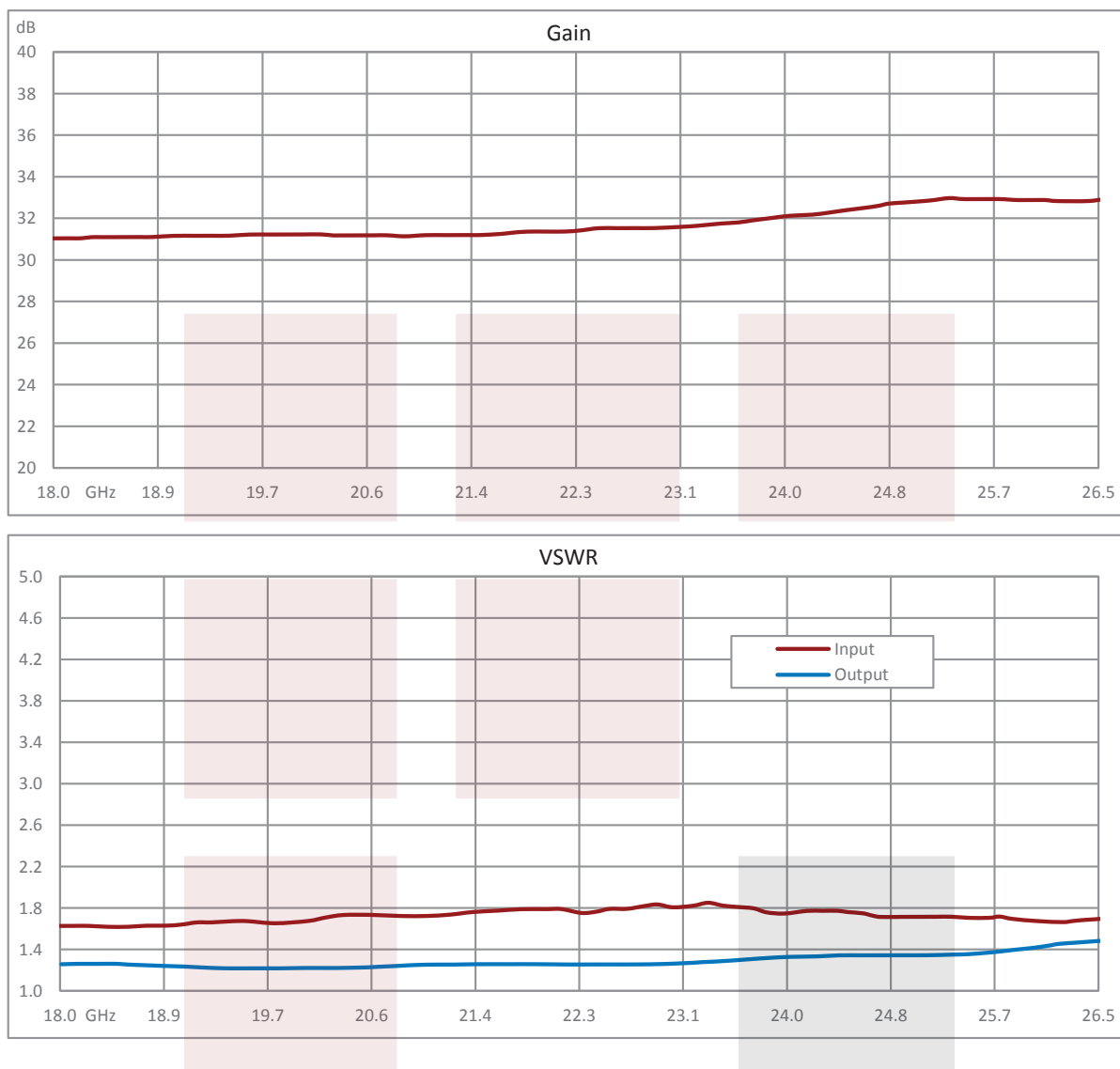
- 18 to 40 GHz Frequency Range
- P1dB: 10 dBm min.
- Small Signal Gain: 30 dB typ.
- Gain Flatness: ± 2 dB max.
- 50 Ohm Input and Output Matched
- 0 to 50°C Operating Temperature
- Unconditionally Stable
- Single DC Positive Supply
- Field Replaceable 2.92mm Female

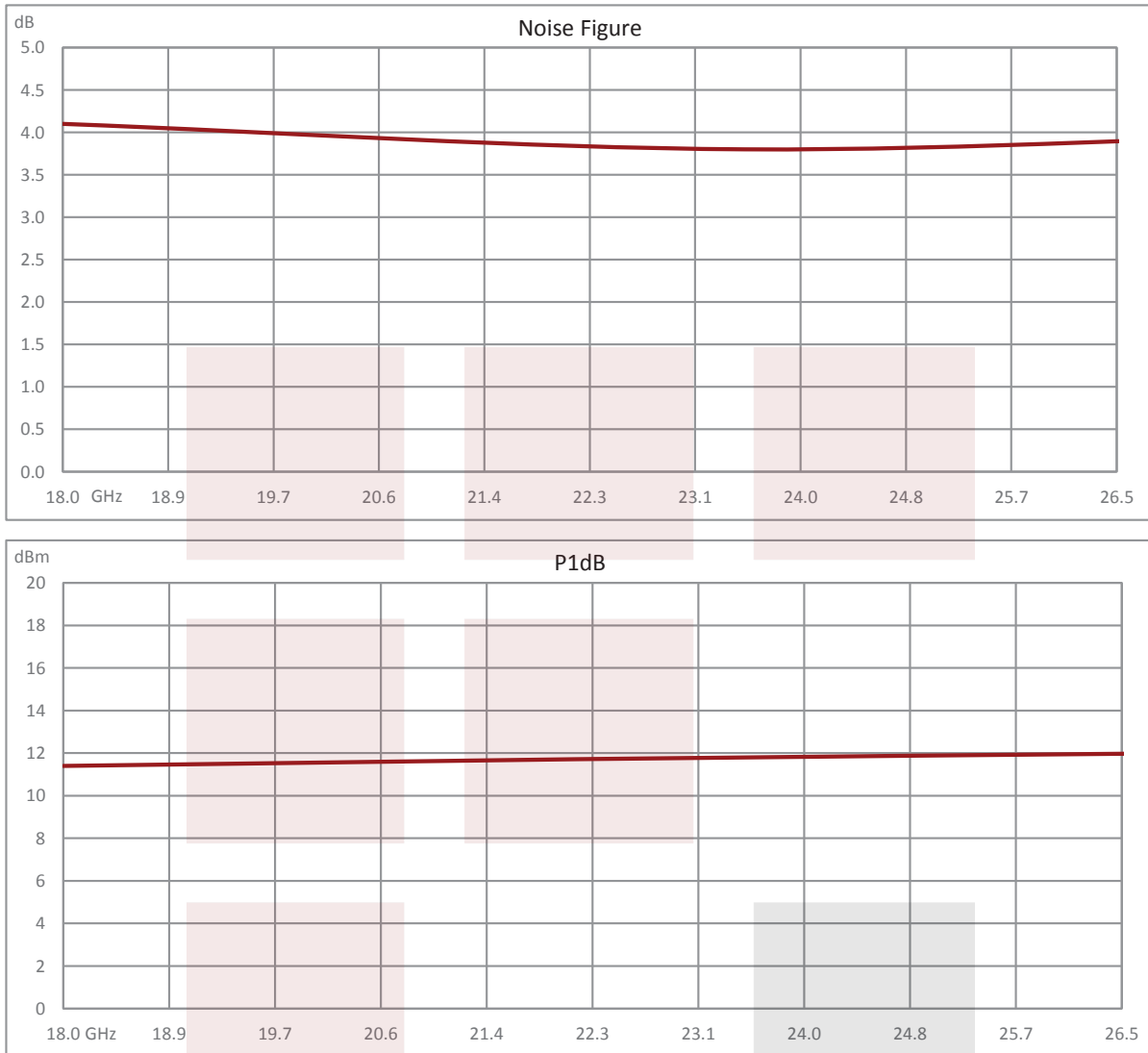
Applications:

- Laboratory Applications
- R&D Labs
- Test Instrumentation
- Military & Space
- Communication Systems
- Satellite Communications
- Wireless Communications
- Unmanned Systems
- Microwave Radio Systems
- Low Noise Amplifier
- General Purpose Amplification
- RF Front Ends

Fairview Microwave
301 Leora Ln., Suite 100
Lewisville, TX 75056
Tel: 1-800-715-4396 / (972) 649-6678
Fax: (972) 649-6689
www.fairviewmicrowave.com
sales@fairviewmicrowave.com

Typical Performance Data



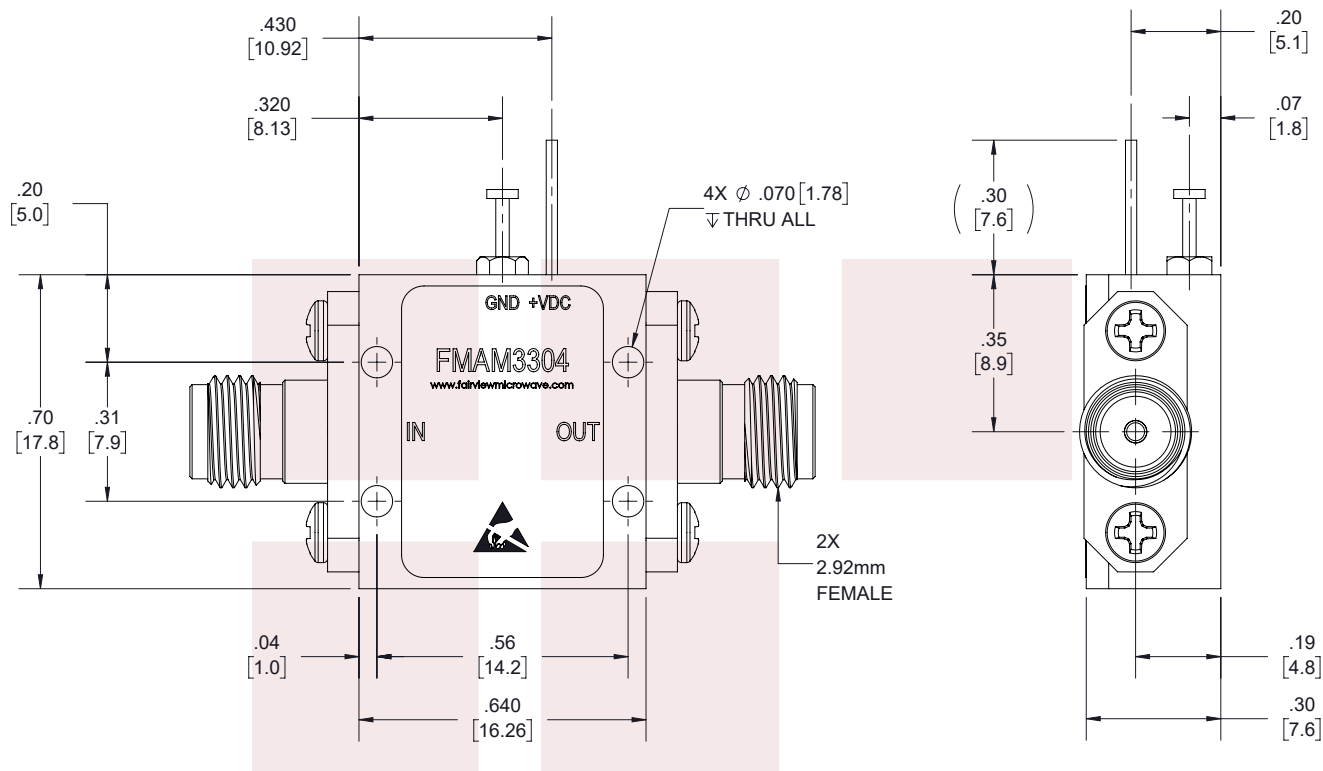


4.5 dB NF, 18 GHz to 40 GHz, Low Noise Broadband Amplifier with 10 dBm, 30 dB Gain and 2.92mm from Fairview Microwave is in-stock and available to ship same-day. All of our RF/microwave products are available off-the-shelf from our ISO 9001:2008 certified facilities in Allen, Texas. Fairview Microwave is RF on-demand.

For additional information on this product, please click the following link: [4.5 dB NF, 18 GHz to 40 GHz, Low Noise Broadband Amplifier with 10 dBm, 30 dB Gain and 2.92mm FMAM3304](https://www.fairviewmicrowave.com/18-40-ghz-low-noise-broadband-amplifier-fmam3304-p.aspx)

URL: <https://www.fairviewmicrowave.com/18-40-ghz-low-noise-broadband-amplifier-fmam3304-p.aspx>

The information contained in this document is accurate to the best of our knowledge and representative of the part described herein. It may be necessary to make modifications to the part and/or the documentation of the part, in order to implement improvements. Fairview Microwave reserves the right to make such changes as required. Unless otherwise stated, all specifications are nominal. Fairview Microwave does not make any representation or warranty regarding the suitability of the part described herein for any particular purpose, and Fairview Microwave does not assume any liability arising out of the use of any part or documentation.



STANDARD TOLERANCES

.X	±0.2
.XX	±0.01
.XXX	±0.005

*STANDARD TOLERANCES APPLY
ONLY TO DIMENSIONS IN INCHES

FAIRVIEW MICROWAVE INC.

ALLEN, TX 75013 WWW.FAIRVIEWMICROWAVE.COM

NOTES:

1. UNLESS OTHERWISE SPECIFIED ALL DIMENSIONS ARE NOMINAL.
2. ALL SPECIFICATIONS ARE SUBJECT TO CHANGE WITHOUT NOTICE AT ANY TIME.
3. DIMENSIONS ARE IN INCHES [mm].

TITLE

4.5 dB NF, 18 GHz to 40 GHz, Low Noise Broadband
Amplifier with 10 dBm, 30 dB Gain and 2.92mm

DWG NO

FMAM3304

CAGE CODE

3FKR5

CAD FILE

120117

SHEET

1 OF 1

SCALE

N/A

SIZE

A

7361