

WR-42 Waveguide Standard Gain Horn Antenna With UG-597/U Flange, 15 dBi Gain and 18 GHz to 26.5 GHz

The Pro-series WR-42 FM9852B-15 standard gain horn antenna (also known as waveguide horn) from Fairview Microwave has a nominal gain of 15 dBi. The Fairview Microwave 15 dBi WR-42 horn antenna operates from 18 GHz to 26.5 GHz. This WR-42 standard gain horn has a square type flange. The WR-42 FM9852B-15 waveguide horn is part of over 40,000 RF, microwave and millimeter wave components available from Fairview Microwave.

Waveguide standard gain horn antennas are used in a wide variety of applications due to their high power handling capability, low loss, high directivity, and near constant electrical performance. The Pro-series gain horns are US made and TAA compliant. Fairview Microwave's WR-42 standard gain horns are available in 10, 15 and 20 dBi models with pyramidal shape and rectangular input. Pro-series WR-42 standard gain horn antenna can ship the same day to anywhere in the world.

Configuration

Design	WR-42 Standard Gain Horn
Pattern	Directional
Polarization	Linear

Electrical Specifications


Description	Min	Typ	Max	Units
Frequency Range	18		26.5	GHz
Impedance		50		Ohms
Nominal Gain		15		dB
VSWR		1.5:1		

Mechanical Specifications

Size	
Length	2.37 in [60.2 mm]
Width/Diameter	1.14 in [28.96 mm]
Height	0.88 in [22.35 mm]

Waveguide Interface

Waveguide Size	WR-42
Flange Type	Square Cover
Flange Designation	UG-597/U
Body Material and Plating	Aluminum



Features:

- WR-42 Rectangular Waveguide Interface
- 18 GHz to 26.5 GHz
- 15 dBi Nominal Gain
- UG-597/U Cover Flange

Applications:

- Antenna Measurements
- Wireless Communication
- Laboratory Use
- Microwave Radio Systems

Compliance Certifications (see [product page](#) for current document)

Plotted and Other Data

Notes:

Fairview Microwave
301 Leora Ln., Suite 100
Lewisville, TX 75056
Tel: 1-800-715-4396 / (972) 649-6678
Fax: (972) 649-6689
www.fairviewmicrowave.com
sales@fairviewmicrowave.com

WR-42 Waveguide Standard Gain Horn Antenna With UG-597/U Flange, 15 dBi Gain and 18 GHz to 26.5 GHz from Fairview Microwave is in-stock and available to ship same-day. All of our RF/microwave products are available off-the-shelf from our ISO 9001:2008 certified facilities in Lewisville, Texas. Fairview Microwave is RF on-demand.

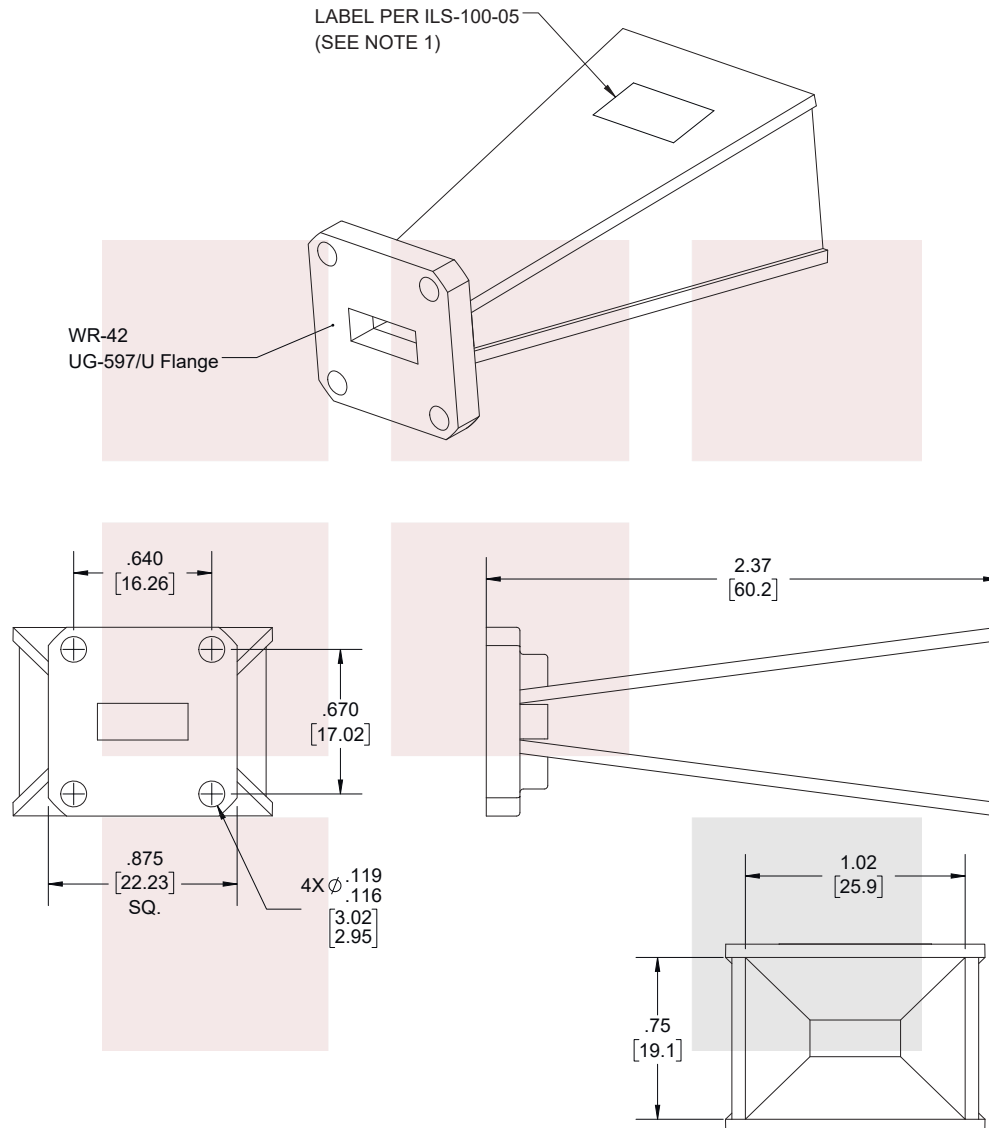
For additional information on this product, please click the following link: [WR-42 Waveguide Standard Gain Horn Antenna With UG-597/U Flange, 15 dBi Gain and 18 GHz to 26.5 GHz FM9852B-15](#)

URL: <https://www.fairviewmicrowave.com/wr-42-waveguide-standard-gain-horn-15-db-ug-597-fm9852b-15-p.aspx>

The information contained in this document is accurate to the best of our knowledge and representative of the part described herein. It may be necessary to make modifications to the part and/or the documentation of the part, in order to implement improvements. Fairview Microwave reserves the right to make such changes as required. Unless otherwise stated, all specifications are nominal. Fairview Microwave does not make any representation or warranty regarding the suitability of the part described herein for any particular purpose, and Fairview Microwave does not assume any liability arising out of the use of any part or documentation.



REVISIONS			
REV.	DESCRIPTION	DATE	APPROVED
A	INITIAL RELEASE	11/03/2020	KHIETPAS



NOTES:

1. LABEL PER ILS-100-05 (FOR INTERNAL REFERENCE ONLY)
LABEL LOCATION FOR REFERENCE ONLY

THESE COMMODITIES, TECHNOLOGY OR SOFTWARE WERE EXPORTED FROM THE UNITED STATES IN ACCORDANCE WITH THE EXPORT ADMINISTRATION REGULATIONS. DIVERSION CONTRARY TO U.S. LAW PROHIBITED.

TITLE

WR-42 Waveguide Standard Gain Horn Antenna With
UG-597/U Flange, 15 dBi Gain and 18 GHz to 26.5
GHz

UNLESS OTHERWISE SPECIFIED LEADING DIMENSIONS ARE INCHES
DIMENSIONS IN [] ARE MILLIMETERS

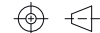
TOLERANCES:

.X = ±.2 [5.08] FRACTIONS
.XX = ±.02 [51] ± 1/32
XXX = ±.005 [13] ANGLES ± 1°

CABLE LENGTH (L) TOLERANCES:

L ≤ 12 [305] = +1 [25] / -0
12 [305] < L ≤ 60 [1524] = +2 [51] / -0
60 [1524] < L ≤ 120 [3048] = +4 [102] / -0
120 [3048] < L ≤ 300 [7620] = +6 [152] / -0
300 [7620] < L = +5%L / -0

THIRD-ANGLE PROJECTION



THE INFORMATION AND
DESIGN IN THIS DOCUMENT
IS THE PROPERTY OF
FAIRVIEW MICROWAVE CORPORATION.
ALL RIGHTS RESERVED.

SHEET 1 OF 1

SCALE N/A

ALL DIMENSIONS SHOWN ARE FOR REFERENCE ONLY.

SIZE	CAGE CODE	DRAWN BY	ITEM NO.	REV
A	3FKR5	BPUCHASKI	FM9852B-15	A

T-Rev.D