

0 dBi Tunable Telescopic Portable Antenna 118-174 MHz BNC Connector

This telescopic, field tunable VHF antenna is ideally suited for portable and fixed applications.

Configuration

Design	Portable
Gain	0
Polarization	Vertical
Connector Type	BNC Plug

Electrical Specifications

Description	Min	Typ	Max	Units
Frequency Range (field tunable range)	118		174	MHz
Input VSWR		2:1		
Impedance		50		Ohms
Gain		0		dBi
Input Power			10	Watts

Mechanical Specifications

Housing Material	Polyolefin
Size	
Length	8.43 in [214.12 mm]
Width	0 in [0 mm]
Height	0 in [0 mm]
Weight	0.056 lbs [25.4 g]
Body Material and Plating	Brass, Nickel

Environmental Specifications

Temperature	
Operating Range	-20 to +65 deg C

Compliance Certifications (see [product page](#) for current document)

Plotted and Other Data

Notes:



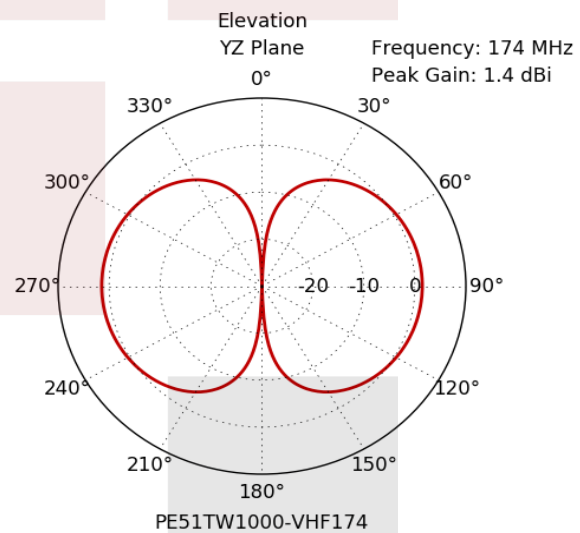
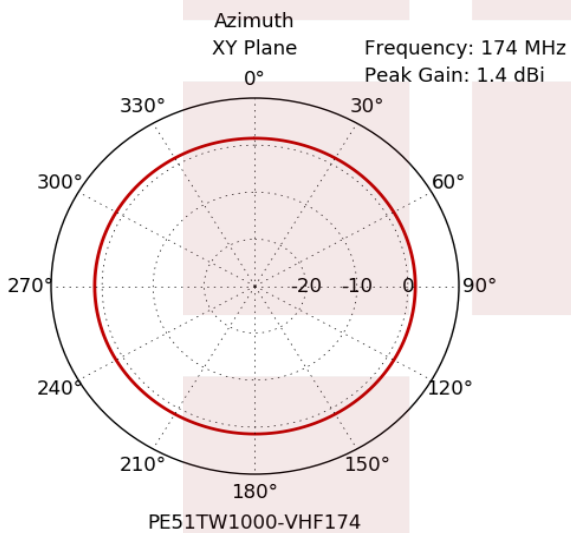
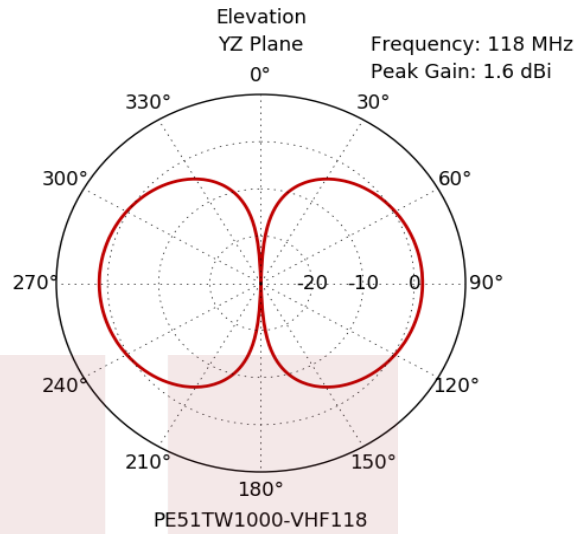
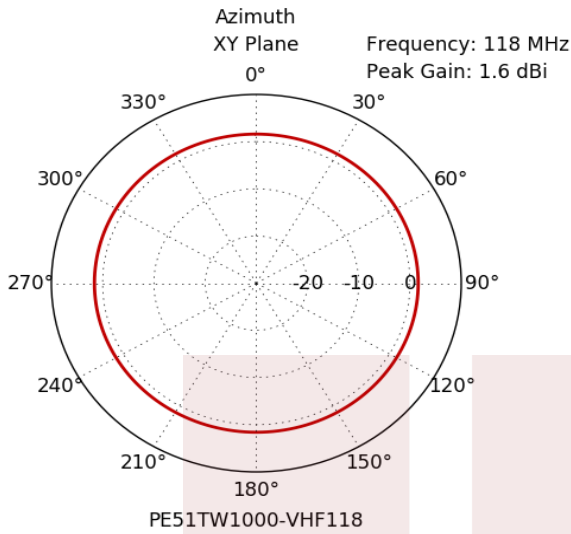
Features:

- Telescopic radiator
- Flexible support mast for impact resistance
- UV Stabilized
- Field Tunable

Applications:

- Portable hand-held instrumentation
- Bench test equipment
- Fixed wireless monitoring equipment

Fairview Microwave
 301 Leora Ln., Suite 100
 Lewisville, TX 75056
 Tel: 1-800-715-4396 / (972) 649-6678
 Fax: (972) 649-6689
www.fairviewmicrowave.com
sales@fairviewmicrowave.com

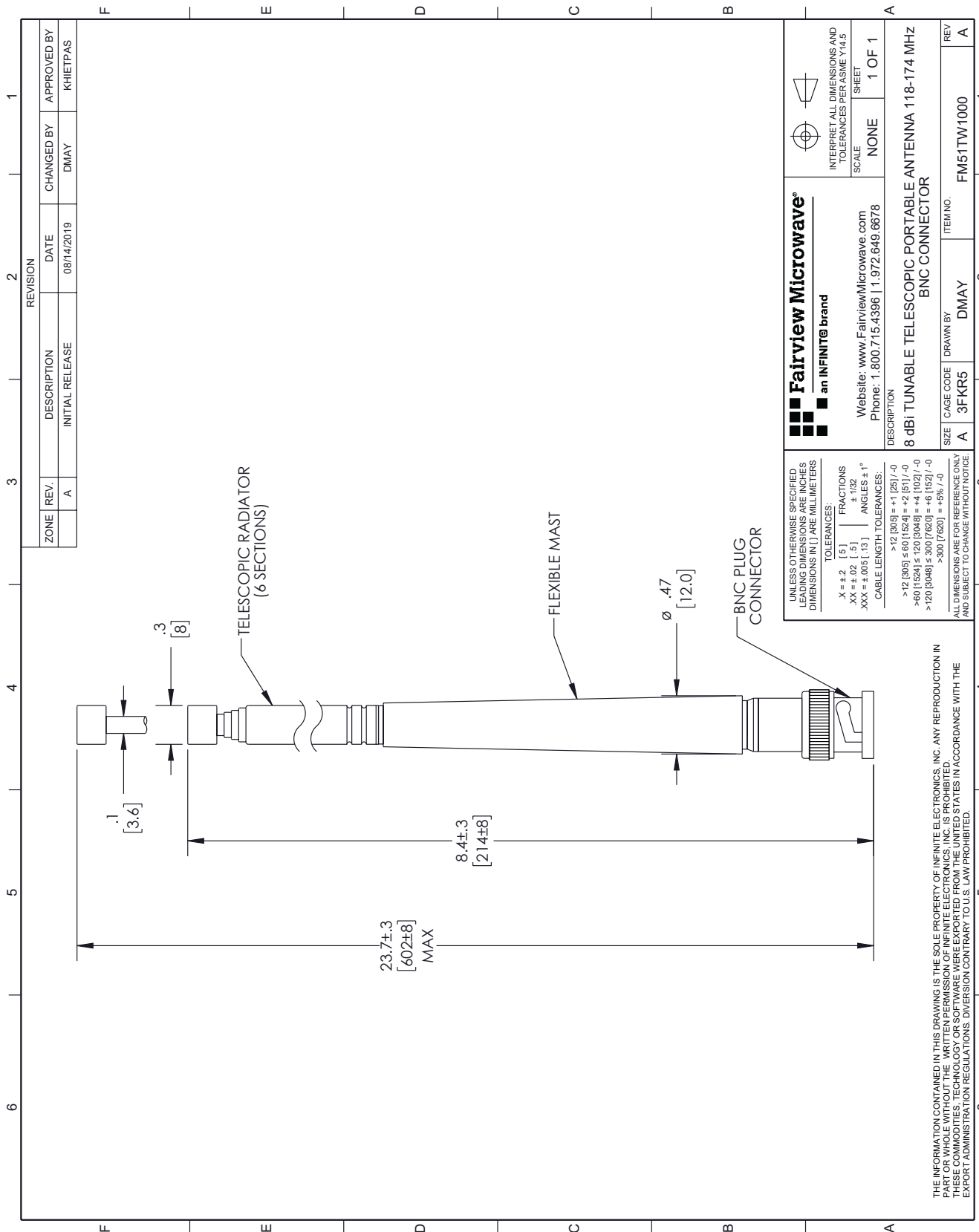


0 dBi Tunable Telescopic Portable Antenna 118-174 MHz BNC Connector from Fairview Microwave is in-stock and available to ship same-day. All of our RF/microwave products are available off-the-shelf from our ISO 9001:2008 certified facilities in Lewisville, Texas. Fairview Microwave is RF on-demand.

For additional information on this product, please click the following link: [0 dBi Tunable Telescopic Portable Antenna 118-174 MHz BNC Connector FM51TW1000](https://www.fairviewmicrowave.com/0-dbi-tunable-telescopic-portable-antenna-118-174-mhz-bnc-connector-fm-51tw1000)

URL: <https://www.fairviewmicrowave.com/0-dbi-tunable-telescopic-portable-antenna-118-174-mhz-bnc-connector-fm-51tw1000.aspx>

The information contained in this document is accurate to the best of our knowledge and representative of the part described herein. It may be necessary to make modifications to the part and/or the documentation of the part, in order to implement improvements. Fairview Microwave reserves the right to make such changes as required. Unless otherwise stated, all specifications are nominal. Fairview Microwave does not make any representation or warranty regarding the suitability of the part described herein for any particular purpose, and Fairview Microwave does not assume any liability arising out of the use of any part or documentation.



REVISION		DATE	CHANGED BY	APPROVED BY
ZONE	REV.	INITIAL RELEASE	DMAY	KHIETPAS
	A	08/14/2019		

 Fairview Microwave[®] an INFINIT [®] brand		INTERPRET ALL DIMENSIONS AND TOLERANCES PER ASME Y14.5 SCALE: NONE SHEET: 1 OF 1
Website: www.FairviewMicrowave.com Phone: 1.800.715.4396 1.972.649.6678		DESCRIPTION: 8 dBi TUNABLE TELESCOPIC PORTABLE ANTENNA 118-174 MHz BNC CONNECTOR
UNLESS OTHERWISE SPECIFIED, DIMENSIONS ARE IN INCHES UNLESS OTHERWISE NOTED. DIMENSIONS IN LARGE MILLIMETERS.	TOLERANCES: .X = ±.2 (5) .XX = ±.02 (.5) .XXX = ±.005 (.13)	FRACTIONS: ±.132 ANGLES: ± 1°
CABLE LENGTH TOLERANCES: >12 (305) = +1 (25) / -0 >12 (305) ≤ 60 (1524) = +2 (51) / -0 >60 (1524) ≤ 120 (3048) = +4 (102) / -0 >120 (3048) ≤ 300 (7620) = +6 (152) / -0 >300 (7620) = +5% / -0		SIZE: A CAGE CODE: 3FKR5 DRAWN BY: DMAY ITEM NO.: FM51TW1000 REV: A

THE INFORMATION CONTAINED IN THIS DRAWING IS THE SOLE PROPERTY OF INFINITE ELECTRONICS, INC. ANY REPRODUCTION IN WHOLE OR IN PART WITHOUT THE WRITTEN PERMISSION OF INFINITE ELECTRONICS, INC. IS PROHIBITED. THESE COMMODITIES, TECHNOLOGY OR SOFTWARE WERE EXPORTED FROM THE UNITED STATES IN ACCORDANCE WITH THE EXPORT ADMINISTRATION REGULATIONS. DIVERSION CONTRARY TO U.S. LAW PROHIBITED.