

**WR-10 to 1.0mm Male Waveguide to Coax Adapter
UG-387/U-Mod Round Cover Flange With 75 GHz to
110 GHz Frequency Range For W Band**

The SMW10AC001-VM is a waveguide to coaxial adapter operating in the W Band with a 75 to 110 GHz frequency range. This adapter offers a WR-10 waveguide interface size coupled with a precision tolerance UG-387/U-Mod flange. The SMW10CA001-VM is constructed of aluminum and plated in gold to ensure durability and repeatable RF performance. The coaxial connector offered by this adapter uses a 1mm geometry endorsed by the International Electrotechnical Commission (IEC).

Configuration

Waveguide Size	WR-10
Flange	UG-387/U-Mod Round Cover
RF Connector	1.0mm Male
Impedance	50 Ohms
Body Geometry	Right Angle

Electrical Specifications

Description	Min	Typ	Max	Units
Frequency Range	75		110	GHz
VSWR			1.9:1	
Insertion Loss		1	2	dB

Mechanical Specifications

Size

Length	1.05 in [26.67 mm]
Width	0.75 in [19.05 mm]
Height	1.065 in [27.05 mm]
Weight	0.033 lbs [14.97 g]

RF Connector

Connector Type	1.0mm Male
Body Material and Plating	Stainless Steel

Waveguide Interface

Waveguide Type	WR-10
Flange Type	Round Cover
Flange Designation	UG-387/U-Mod
Body Material and Plating	Aluminum, Gold
Plating Specification	ASTMB488

Environmental Specifications

Temperature

Operating Range	-40 to +85 deg C
-----------------	------------------

Compliance Certifications (see [product page](#) for current document)

Plotted and Other Data

Notes:

- Values at +25 °C, sea level unless stated otherwise

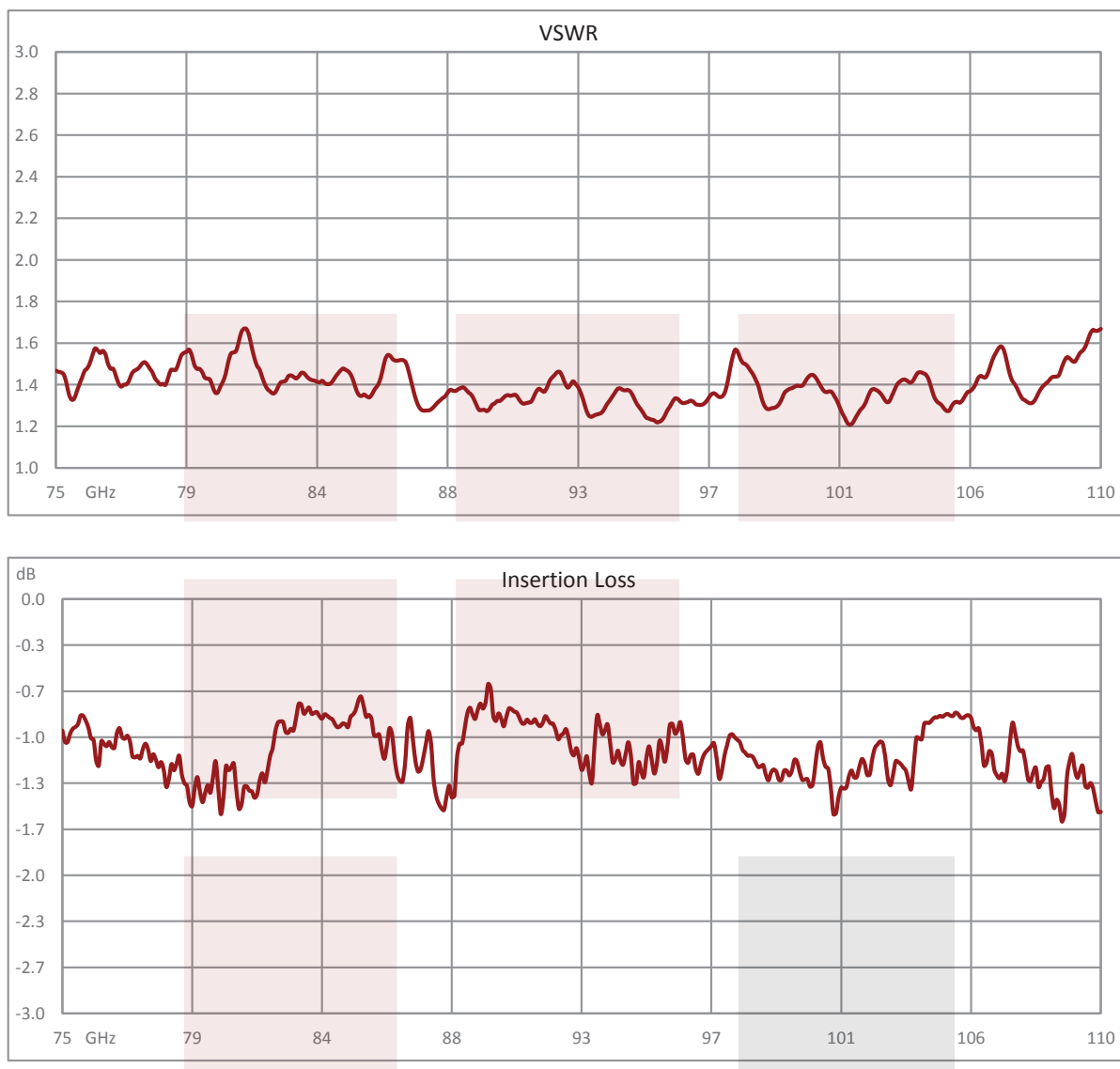


Features:

- W Band, 75 to 110 GHz Frequency Range
- WR-10 Waveguide Interface with Precision Tolerance UG-387/U-Mod Flange
- 1.00 mm Male RF Interface
- Comprehensive waveguide offerings also include E-Bends, H-Bends, Sections, Filters, Terminations, Couplers, and more.

Fairview Microwave
1130 Junction Dr. #100
Allen, TX 75013
Tel: 1-800-715-4396 / (972) 649-6678
Fax: (972) 649-6689
www.fairviewmicrowave.com
sales@fairviewmicrowave.com

Typical Performance Data




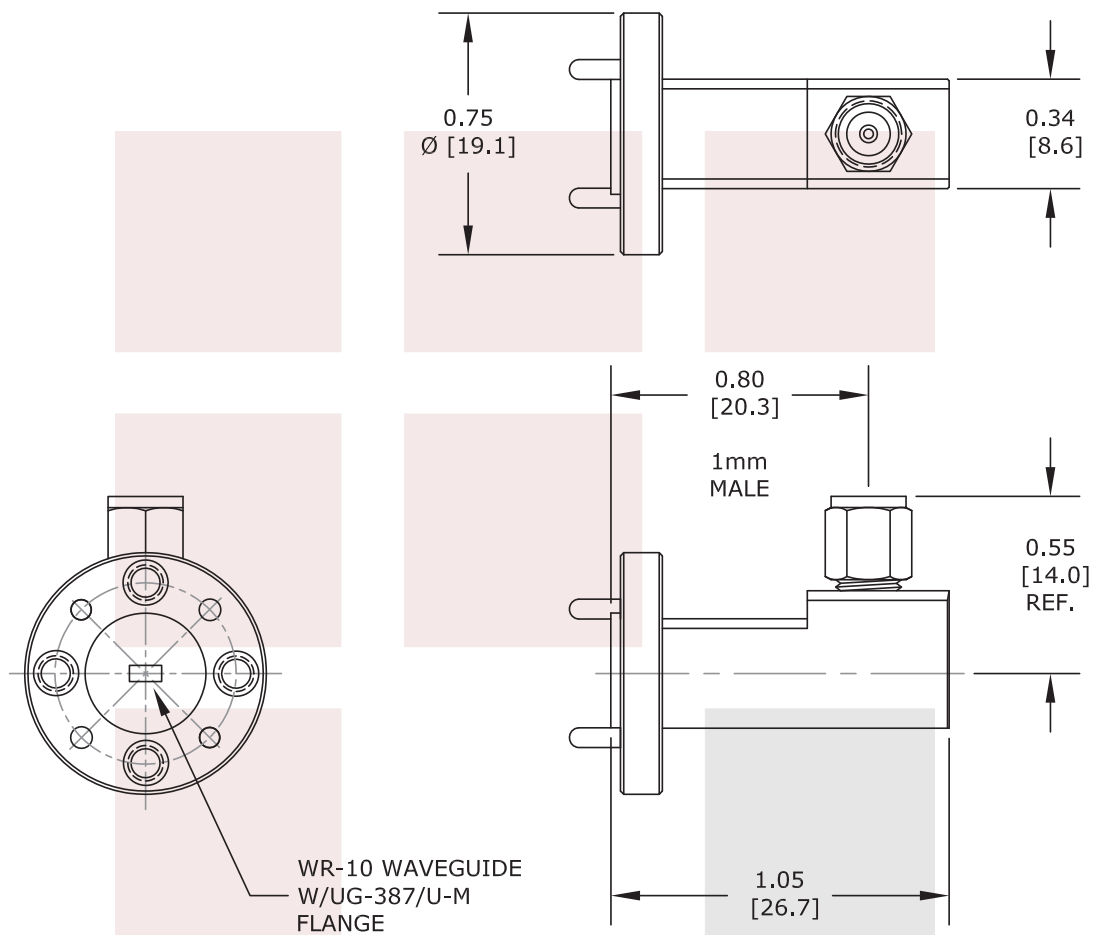
WR-10 to 1.0mm Male Waveguide to Coax Adapter UG-387/U-Mod Round Cover Flange With 75 GHz to 110 GHz Frequency Range For W Band from Fairview Microwave is in-stock and available to ship same-day. All of our RF/microwave products are available off-the-shelf from our ISO 9001:2008 certified facilities in Allen, Texas. Fairview Microwave is RF on-demand.

For additional information on this product, please click the following link: [WR-10 to 1.0mm Male Waveguide to Coax Adapter UG-387/U-Mod Round Cover Flange With 75 GHz to 110 GHz Frequency Range For W Band SMW10AC001-VM](#)

URL: <https://www.fairviewmicrowave.com/wr-10-1.0mm-male-waveguide-coax-adapter-ug387-mod-round-110ghz-smw10ac001-vm-p.aspx>

The information contained in this document is accurate to the best of our knowledge and representative of the part described herein. It may be necessary to make modifications to the part and/or the documentation of the part, in order to implement improvements. Fairview Microwave reserves the right to make such changes as required. Unless otherwise stated, all specifications are nominal. Fairview Microwave does not make any representation or warranty regarding the suitability of the part described herein for any particular purpose, and Fairview Microwave does not assume any liability arising out of the use of any part or documentation.





UNLESS OTHERWISE SPECIFIED:
DIMENSIONS ARE IN: inches [mm]
TOLERANCES ARE:
DECIMALS ANGLES FRACTIONS
.XX ±.01 ±1/2° ± 1/64
[±.25] [± 127/320]
.XXX ±.005
[±.127]

* THESE DIMENSIONS AND TOLERANCES SUPERSEDE NOTE #1 ON TITLE BLOCK.

FAIRVIEW MICROWAVE INC. ALLEN, TX 75013 WWW.FAIRVIEWMICROWAVE.COM		NOTES: 1. UNLESS OTHERWISE SPECIFIED ALL DIMENSIONS ARE NOMINAL. 2. ALL SPECIFICATIONS ARE SUBJECT TO CHANGE WITHOUT NOTICE AT ANY TIME. 3. DIMENSIONS ARE IN INCHES [mm].			
TITLE WR-10 to 1.0mm Male Waveguide to Coax Adapter UG-387/U-Mod Round Cover Flange With 75 GHz to 110 GHz Frequency Range For W Band		DWG NO SMW10AC001-VM		CAGE CODE 3FKR5	
CAD FILE	030117	SHEET	SCALE	N/A	SIZE A 2233