

SMA Male to SMA Male Cable FM-F141 Coax in 12 Inch

The SMA male to SMA male 12 inch cable using FM-F141 coax, part number SCC2620-0202-12, from Fairview Microwave is in-stock and ships same day. This Fairview SMA to SMA cable assembly has a male to male gender configuration with 50 ohm flexible FM-F141 coax. Fairview Microwave's flexible RF cable assemblies are ideal for applications where tight bends and continual flexure are required. The SCC2620-0202-12 SMA male to SMA male cable assembly operates to 26.5 GHz. The double shielding of this Fairview cable assembly provides excellent shielding effectiveness of better than 110 dB. The SMA male to SMA male 12 inch cable using FM-F141 coax, part number SCC2620-0202-12, from Fairview Microwave is in-stock and ships same day. This Fairview SMA to SMA cable assembly has a male to male gender configuration with 50 ohm flexible FM-F141 coax. Fairview Microwave's flexible RF cable assemblies are ideal for applications where tight bends and continual flexure are required. The SCC2620-0202-12 SMA male to SMA male cable assembly operates to 26.5 GHz. The double shielding of this Fairview cable assembly provides excellent shielding effectiveness of better than 110 dB.

Custom versions of most RF cable assemblies can be built and shipped same day. Custom cable assembly lengths can be obtained by specifying the desired length on the web site at time of order or by contacting a sales representative. Other RF cable assembly value added services including connector orientation or clocking, heat shrink booting and labeling are also available. RF testing can also be performed to document the electrical performance of your cable assembly.

Custom versions of most RF cable assemblies can be built and shipped same day. Custom cable assembly lengths can be obtained by specifying the desired length on the web site at time of order or by contacting a sales representative. Other RF cable assembly value added services including connector orientation or clocking, heat shrink booting and labeling are also available. RF testing can also be performed to document the electrical performance of your cable assembly.

Electrical Specifications

Description	Min	Typ	Max	Units
Frequency Range	DC		26.5	GHz
VSWR			1.5:1	
Velocity of Propagation		70		%
RF Shielding	110			dB
Capacitance		29.4 [96.46]		pF/ft [pF/m]

Performance by Frequency

Description	F1	F2	F3	F4	F5	Units
Frequency	2	12	18	26.5		GHz
Insertion Loss (Typ.)	0.25	0.55	0.75	0.95		dB

Electrical Specification Notes:

Insertion loss does not include the loss of the connectors.

Insertion loss is estimated as $0.05 \times \sqrt{f(\text{GHz})}$ dB per connector.



Configuration:

- SMA Male
- SMA Male
- FM-F141

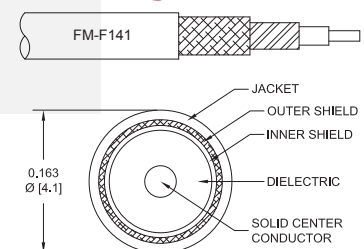
Features:

- Max Frequency 26.5 GHz
- Shielding Effectivity > 110 dB
- 70% Phase Velocity
- Double Shielded
- FEP Jacket
- Max Frequency 26.5 GHz
- Shielding Effectivity > 110 dB
- 70% Phase Velocity
- Double Shielded
- FEP Jacket

Applications:

- General Purpose
- Laboratory Use
- General Purpose
- Laboratory Use

Cable Diagram:



Fairview Microwave
 301 Leora Ln., Suite 100
 Lewisville, TX 75056
 Tel: 1-800-715-4396 / (972) 649-6678
 Fax: (972) 649-6689
www.fairviewmicrowave.com
sales@fairviewmicrowave.com

Mechanical Specifications
Cable Assembly

Length* 12 in [304.8 mm]
 Weight 0.0675 lbs [30.62 g]

Cable

Cable Type FM-F141
 Impedance 50 Ohms
 Inner Conductor Type Solid
 Inner Conductor Material and Plating Copper, Silver
 Dielectric Type PTFE
 Number of Shields 2
 Shield Layer 1 Silver Plated Copper Tape
 Shield Layer 2 Silver Plated Copper Braid
 Jacket Material FEP, Blue
 Jacket Diameter 0.163 in [4.14 mm]
 Repeated Minimum Bend Radius 0.8 in [20.32 mm]

Connectors

Description	Connector 1	Connector 2
Type	SMA Male	SMA Male
Configuration	Straight	Straight
Impedance	50 Ohms	50 Ohms
Contact Material & Plating	Brass, Gold	Brass, Gold
Contact Plating Spec.	20 µin minimum	20 µin minimum
Dielectric Type	PTFE	PTFE
Body Material & Plating	Passivated Stainless Steel	Passivated Stainless Steel
Coupling Nut Material & Plating	Passivated Stainless Steel	Passivated Stainless Steel
Hex Size	5/16 inch	5/16 inch
Torque	8 in-lbs 0.9 Nm	8 in-lbs 0.9 Nm

Environmental Specifications
Temperature

Operating Range -55 to +125 deg C

Compliance Certifications (see [product page](#) for current document)

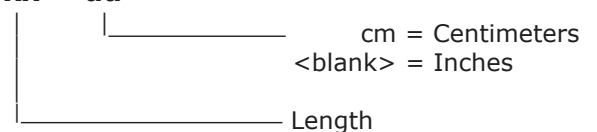
Plotted and Other Data

Notes:

How to Order

Part Number Configuration:

SCC2620 - xx uu



Example: SCC2620-12 = 12 inches long cable
 SCC2620-100cm = 100 cm long cable

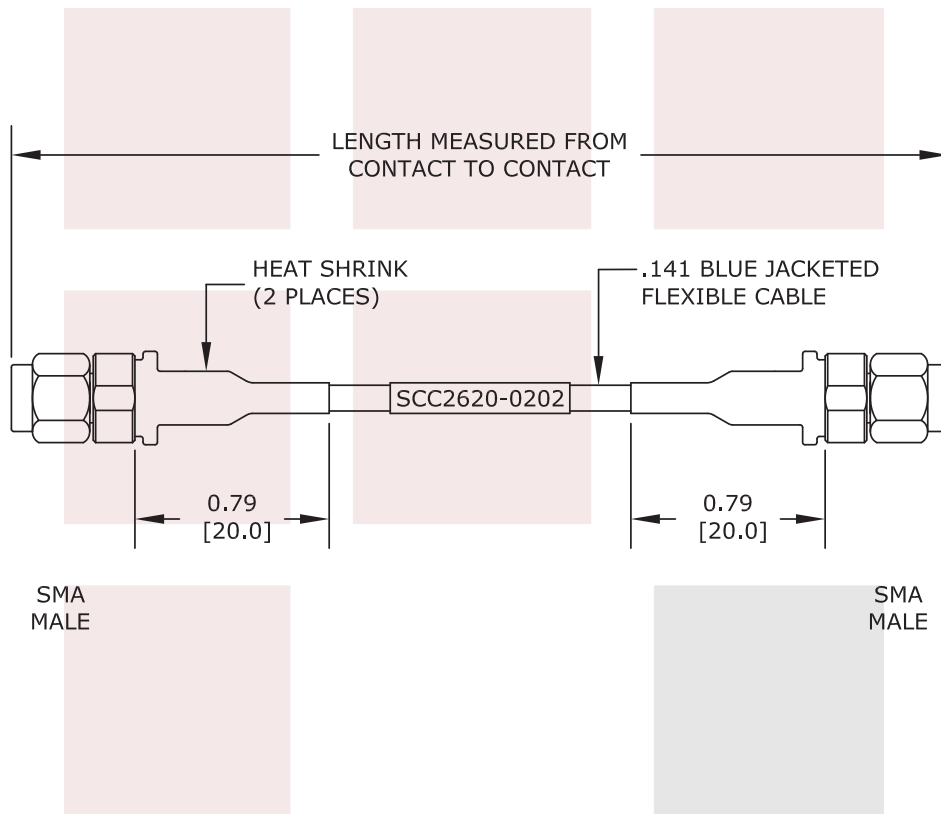
SMA Male to SMA Male Cable FM-F141 Coax in 12 Inch from Fairview Microwave has same day shipment for domestic and International orders. Our RF, microwave and millimeter wave products maintain a 99% availability and are part of the broadest selection in the industry.

Click the following link to obtain additional part information: [SMA Male to SMA Male Cable FM-F141 Coax in 12 Inch SCC2620-0202-12](https://www.fairviewmicrowave.com/sma-male-sma-male-cable-hs086-coax-scc2620-0202-12-p.aspx)

URL: <https://www.fairviewmicrowave.com/sma-male-sma-male-cable-hs086-coax-scc2620-0202-12-p.aspx>

The information contained in this document is accurate to the best of our knowledge and representative of the part described herein. It may be necessary to make modifications to the part and/or the documentation of the part, in order to implement improvements. Fairview Microwave reserves the right to make such changes as required. Unless otherwise stated, all specifications are nominal. Fairview Microwave does not make any representation or warranty regarding the suitability of the part described herein for any particular purpose, and Fairview Microwave does not assume any liability arising out of the use of any part or documentation.





STANDARD TOLERANCES

- .X ±0.2
- .XX ±0.1
- .XXX ±0.05

*STANDARD TOLERANCES APPLY ONLY TO DIMENSIONS IN INCHES

FAIRVIEW MICROWAVE INC. ALLEN, TX 75013 WWW.FAIRVIEWMICROWAVE.COM		NOTES: 1. UNLESS OTHERWISE SPECIFIED ALL DIMENSIONS ARE NOMINAL. 2. ALL SPECIFICATIONS ARE SUBJECT TO CHANGE WITHOUT NOTICE AT ANY TIME. 3. DIMENSIONS ARE IN INCHES [mm].			
TITLE SMA Male to SMA Male Cable FM-F141 Coax in 12 Inch		DWG NO SCC2620-0202		CAGE CODE 3FKR5	
CAD FILE	102016	SHEET	SCALE	N/A	SIZE A 41742