

SMA Female Bulkhead Connector Crimp/Solder Attachment For RG316, RG174, RG188, 0.100 inch, LMR-100, LMR-100A, LMR-100A-FR Cable

SMA female bulkhead connector with crimp/solder attachment for RG316, RG174, RG188, 0.100 inch, LMR-100, LMR-100A and LMR-100A-FR, part number SC7076, from Fairview Microwave is in-stock and ships same day. This SMA female connector operates up to a maximum frequency of 3 GHz and offers excellent VSWR of 1.21:1. Fairview's SC7076 bulkhead SMA connector enables designers to make external connections on product enclosures, and can be used in a variety of other rack mount and panel mount applications.

Fairview's SMA female bulkhead connector SC7076 datasheet specifications and outline drawing are shown in this PDF below. Our extensive offering of RF, microwave and millimeter wave connectors allows designers to configure and customize their signal connections however they like. From providing an I/O for a board design to creating a custom cable assembly configuration, Fairview Microwave has a connector solution to meet your needs. Fairview Microwave also has the expertise to build your custom cable assemblies for you and ship them same-day.

Electrical Specifications

| Description | Min | Typ | Max | Units |
|------------------------|-----|-----|--------|-------|
| Frequency Range | DC | | 3 | GHz |
| VSWR | | | 1.21:1 | |
| Operating Voltage (AC) | | | 335 | Vrms |

Mechanical Specifications

| | |
|-------------|---------------------|
| Size | |
| Length | 0.697 in [17.7 mm] |
| Width/Dia. | 0.433 in [11.00 mm] |
| Weight | 0.0145 lbs [6.58 g] |

Material Specifications

| Description | Material | Plating |
|-----------------|------------------|------------------------|
| Contact | Beryllium Copper | Gold 50 µin minimum |
| Insulation | PTFE | |
| Outer Conductor | Brass | Gold 3 µin minimum |

Environmental Specifications

| | |
|--------------------|------------------|
| Temperature | |
| Operating Range | -20 to +80 deg C |

Compliance Certifications (see [product page](#) for current document)

Plotted and Other Data

Notes:



Configuration:

- SMA Female Connector
- MIL-STD-348A
- 50 Ohms
- Straight Body Geometry
- RG316, RG174, RG188, 0.100 inch, LMR-100, LMR-100A, LMR-100A-FR Interface Type
- Crimp/Solder Attachment
- Bulkhead
- 5/16 inch Hex

Features:

- Operating Frequency of 3 GHz Max.
- Excellent VSWR of 1.21:1
- Gold Plated Beryllium Copper Contact
- 50 µin minimum contact plating

Applications:

- General Purpose Test
- Rack and Panel Mount Applications
- Custom Cable Assemblies

Fairview Microwave
1130 Junction Dr. #100
Allen, TX 75013
Tel: 1-800-715-4396 / (972) 649-6678
Fax: (972) 649-6689
www.fairviewmicrowave.com
sales@fairviewmicrowave.com


Assembly Instruction

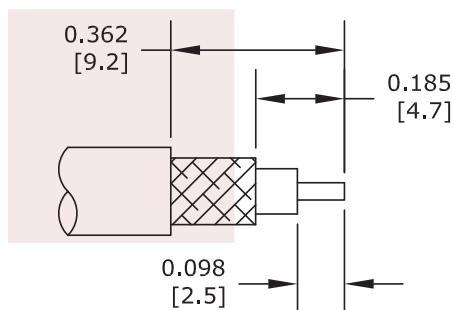
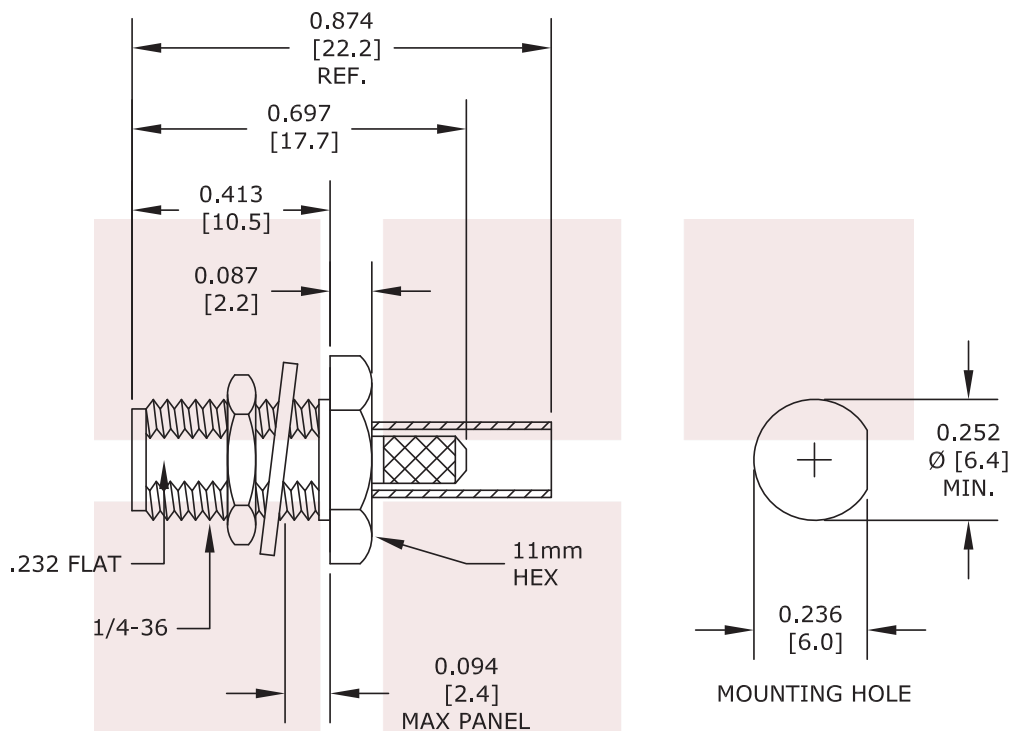
SMA Female Bulkhead Connector Crimp/Solder Attachment For RG316, RG174, RG188, 0.100 inch, LMR-100, LMR-100A, LMR-100A-FR Cable from Fairview Microwave is in-stock and available to ship same-day. All of our RF/microwave products are available off-the-shelf from our ISO 9001:2008 certified facilities in Allen, Texas. Fairview Microwave is RF on-demand.

For additional information on this product, please click the following link: [SMA Female Bulkhead Connector Crimp/Solder Attachment For RG316, RG174, RG188, 0.100 inch, LMR-100, LMR-100A, LMR-100A-FR Cable SC7076](#)

URL: <https://www.fairviewmicrowave.com/sma-female-standard-rg316-connector-sc7076-p.aspx>

The information contained in this document is accurate to the best of our knowledge and representative of the part described herein. It may be necessary to make modifications to the part and/or the documentation of the part, in order to implement improvements. Fairview Microwave reserves the right to make such changes as required. Unless otherwise stated, all specifications are nominal. Fairview Microwave does not make any representation or warranty regarding the suitability of the part described herein for any particular purpose, and Fairview Microwave does not assume any liability arising out of the use of any part or documentation.





STRIPPING DIMENSIONS

CRIMP SIZE REQUIRED

CONTACT: SOLDER
FERRULE: .128" HEX CRIMP TOOL

STANDARD TOLERANCES

.X ±0.2
.XX ±0.1
.XXX ±0.05

*STANDARD TOLERANCES APPLY
ONLY TO DIMENSIONS IN INCHES

FAIRVIEW MICROWAVE INC.

ALLEN, TX 75013 WWW.FAIRVIEWMICROWAVE.COM

NOTES:

1. UNLESS OTHERWISE SPECIFIED ALL DIMENSIONS ARE NOMINAL.
2. ALL SPECIFICATIONS ARE SUBJECT TO CHANGE WITHOUT NOTICE AT ANY TIME.
3. DIMENSIONS ARE IN INCHES [mm].

TITLE

SMA Female Bulkhead Connector Crimp/Solder
Attachment For RG316, RG174, RG188, 0.100 inch,
LMR-100, LMR-100A, LMR-100A-FR Cable

DWG NO

SC7076

CAGE CODE

3FKR5

CAD FILE

062617

SHEET

SCALE

N/A

SIZE

A 2233