

4 dB Fixed Attenuator N Male (Plug) to N Female (Jack) Up to 6 GHz Rated to 5 Watts, Heatsink Body, 1.25 VSWR



SA6N5WA-04

Features

- DC to 6 GHz Frequency Range
- Attenuation 4±0.75 dB
- Max Power 5 Watts (CW)
- VSWR < 1.25:1

Applications

- Instrumentation
- Precision measurements
- Prototyping and characterization
- Production systems

Description

Fairview Microwave carries a broad selection of fixed attenuators with a wide range of attenuation levels, frequency ranges, and power dissipation ranges. Also known as RF pads, RF microwave attenuators lower the amplitude of a signal (or attenuate) a known amount. These attenuator pads can be used in a wide variety of applications including reducing a signal level to protect measurement equipment or other circuitry, extending the range of power meters and amplifiers, and impedance matching circuits by reducing the VSWR seen by adjacent components. RF attenuators can prevent signal overload in amplifiers, receivers and detectors, adjusting the signal level to a range that is optimal.

Few RF components are as commonly used as fixed coaxial attenuators, and Fairview Microwave carries one of the largest in-stock varieties and ships them same day. The SA6N5WA-04 is a 4 dB Fixed Attenuator that operates from DC to 6 GHz and is rated to 5 Watts. The versatile coaxial package uses type N male to type N female connectors. The Black Anodized Aluminum Heatsink body allows for efficient heat dissipation under high power usage conditions.

Electrical Specifications

Description	Minimum	Typical	Maximum	Units
Frequency Range	DC		6	GHz
Impedance		50		Ohms
Nominal Attenuation		4		dB
Attenuation Accuracy		0.75		dB
VSWR			1.25:1	
Input Power, CW			5	Watts
derated linearly to 0.5W at +125°C				
Input Power, Peak			500	Watts
5µs pulse, 0.25% duty cycle				

Mechanical Specifications

Size

Length	2.15 in [54.61 mm]
Width/Diameter	0.86 in [21.84 mm]
Height	0 in [0 mm]
Weight	0.1395 lbs [63.28 g]
Body Material and Plating	Black Anodized Aluminum Heatsink

Configuration

Design	Fixed
Package Style	Connectorized Module

4 dB Fixed Attenuator N Male (Plug) to N Female (Jack) Up to 6 GHz Rated to 5 Watts, Heatsink Body, 1.25 VSWR



SA6N5WA-04

Connectors

Description	Connector 1	Connector 2
Type	N Male	N Female
Contact Material and Plating	Beryllium Copper, Gold	Beryllium Copper, Gold
Contact Plating Specification	MIL-PRF-39012	MIL-PRF-39012
Dielectric Type	Teflon	Teflon
Body Material and Plating	Passivated Stainless Steel	Passivated Stainless Steel

Mechanical Specification Notes:
Materials and finishes comply with MIL-DTL-3933 and MIL-PRF-39012.

Environmental Specifications

Temperature
Operating Range -65 to +125 deg C

Environmental Specification Notes:
Designed to meet environmental requirements of MIL-DTL-3933.

Compliance Certifications (see [product page](#) for current document)

Plotted and Other Data

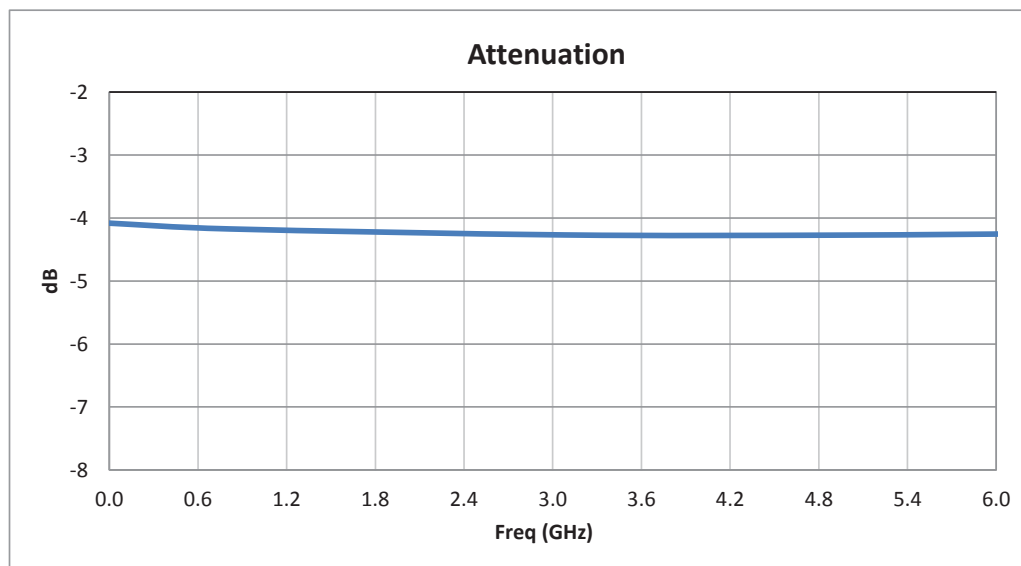
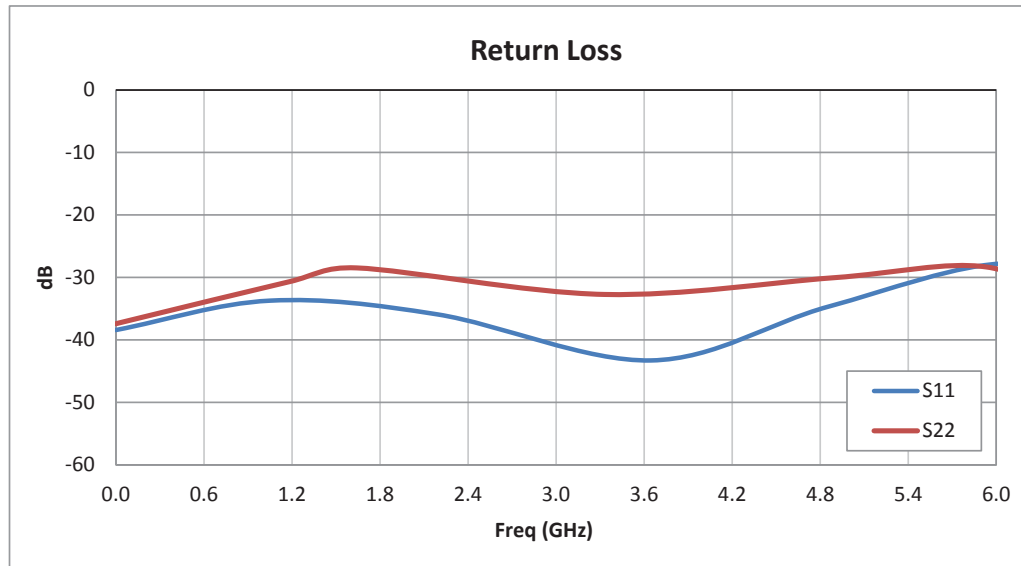
Notes:

4 dB Fixed Attenuator N Male (Plug) to N Female (Jack) Up to 6 GHz Rated to 5 Watts, Heatsink Body, 1.25 VSWR



SA6N5WA-04

Typical Performance Data



4 dB Fixed Attenuator N Male (Plug) to N Female (Jack) Up to 6 GHz Rated to 5 Watts, Heatsink Body, 1.25 VSWR



SA6N5WA-04

4 dB Fixed Attenuator N Male (Plug) to N Female (Jack) Up to 6 GHz Rated to 5 Watts, Heatsink Body, 1.25 VSWR from Fairview Microwave is in-stock and available to ship same-day. All of our RF/microwave products are available off-the-shelf from our ISO 9001:2008 certified facilities in Lewisville, Texas. Fairview Microwave is RF on-demand.

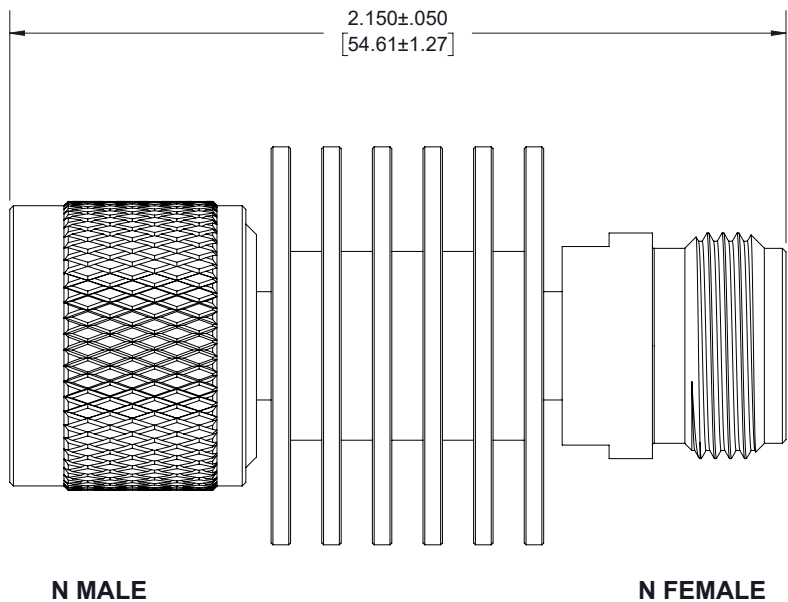
For additional information on this product, please click the following link: [4 dB Fixed Attenuator N Male \(Plug\) to N Female \(Jack\) Up to 6 GHz Rated to 5 Watts, Heatsink Body, 1.25 VSWR SA6N5WA-04](https://www.fairviewmicrowave.com/4db-fixed-attenuator-n-male-n-female-5-watts-sa6n5wa-04-p.aspx)

URL: <https://www.fairviewmicrowave.com/4db-fixed-attenuator-n-male-n-female-5-watts-sa6n5wa-04-p.aspx>

The information contained within this document is accurate to the best of our knowledge and representative of the part described herein. It may be necessary to make modifications to the part and/or the documentation of the part in order to implement improvements. Fairview Microwave reserves the right to make such changes as required. Unless otherwise stated, all specifications are nominal. Fairview Microwave does not make any representation or warranty regarding the suitability of the part described herein for any particular purpose, and Fairview Microwave does not assume liability arising out of the use of any part or document.

SA6N5WA-04 CAD Drawing

4 dB Fixed Attenuator N Male (Plug) to N Female (Jack) Up to 6 GHz Rated to 5 Watts, Heatsink Body, 1.25 VSWR



LABEL

Fairview Microwave

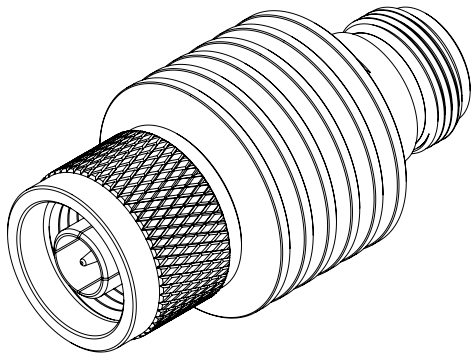
RF COMPONENTS ON DEMAND. *Done!*

www.FAIRVIEWMICROWAVE.com

SA6N5WA-04

STANDARD TOLERANCES	
.X	±0.2
.XX	±0.01
.XXX	±0.005

*STANDARD TOLERANCES APPLY ONLY TO DIMENSIONS IN INCHES



TITLE	<div><div></div><div>Fairview Microwave</div><div>RF COMPONENTS ON DEMAND. <i>Done!</i></div></div>		NOTES: 1. UNLESS OTHERWISE SPECIFIED ALL DIMENSIONS ARE NOMINAL. 2. ALL SPECIFICATIONS ARE SUBJECT TO CHANGE WITHOUT NOTICE AT ANY TIME. 3. DIMENSIONS ARE IN INCHES [mm].			
	DWG NO		SA6N5WA-04		CAGE CODE	
					3FKR5	
CAD FILE		07/31/18	SHEET	1 OF 1	SCALE	N/A
					SIZE	A
						7361