

0 to 40 dB Continuously Variable Attenuator  
SMA Female To SMA Female From 12.4 GHz To  
18 GHz Rated To 5 Watts in a Dial Design



**SA4079**

**Configuration**

Design	Continuously Variable, Bidirectional Attenuator
Body Material and Plating	Aluminum

**Electrical Specifications** Values at 25°C, sea level

Description	Minimum	Typical	Maximum	Units
Frequency Range	12.4		18	GHz
Impedance		50		Ohms
Attenuation Value		0 to 40		dB
Step Size		0		dB
Step Type		Dial		
Input Power (CW)			5	Watts
Insertion Loss			0.8	dB
VSWR			1.7:1	

**Mechanical Specifications**

**Temperature**

**Size**

Length	2.5 in [63.5 mm]
Width	1 in [25.4 mm]
Height	0.5 in [12.7 mm]
Weight	0.1775 lbs [80.51 g]

**Connectors**

Description	Connector 1	Connector 2
Type	SMA Female	SMA Female
Contact Material and Plating	Beryllium Copper, Gold	Beryllium Copper, Gold
Body Material and Plating	Stainless Steel	Stainless Steel

**Compliance Certifications** (see [product page](#) for current document)


**Plotted and Other Data**

Notes:

- Values at 25 °C, sea level

0 to 40 dB Continuously Variable Attenuator  
SMA Female To SMA Female From 12.4 GHz To  
18 GHz Rated To 5 Watts in a Dial Design

**SA4079**



0 to 40 dB Continuously Variable Attenuator SMA Female To SMA Female From 12.4 GHz To 18 GHz Rated To 5 Watts in a Dial Design from Fairview Microwave is in-stock and available to ship same-day. All of our RF/microwave products are available off-the-shelf from our ISO 9001:2008 certified facilities in Lewisville, Texas. Fairview Microwave is RF on-demand.

For additional information on this product, please click the following link: [0 to 40 dB Continuously Variable Attenuator SMA Female To SMA Female From 12.4 GHz To 18 GHz Rated To 5 Watts in a Dial Design SA4079](https://www.fairviewmicrowave.com/40db-continuously-variable-attenuator-sma-female-sma-female-5-watts-sa4079-p.aspx)

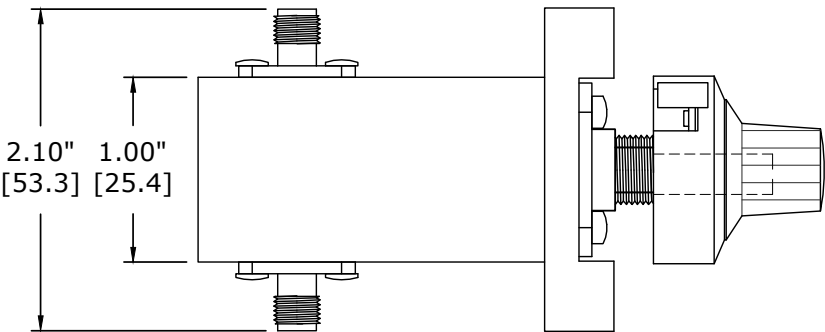
URL: <https://www.fairviewmicrowave.com/40db-continuously-variable-attenuator-sma-female-sma-female-5-watts-sa4079-p.aspx>

The information contained within this document is accurate to the best of our knowledge and representative of the part described herein. It may be necessary to make modifications to the part and/or the documentation of the part in order to implement improvements. Fairview Microwave reserves the right to make such changes as required. Unless otherwise stated, all specifications are nominal. Fairview Microwave does not make any representation or warranty regarding the suitability of the part described herein for any particular purpose, and Fairview Microwave does not assume liability arising out of the use of any part or document.

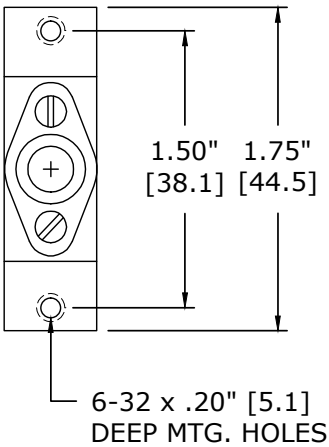
SA4079 CAD Drawing

0 to 40 dB Continuously Variable Attenuator SMA Female To SMA Female

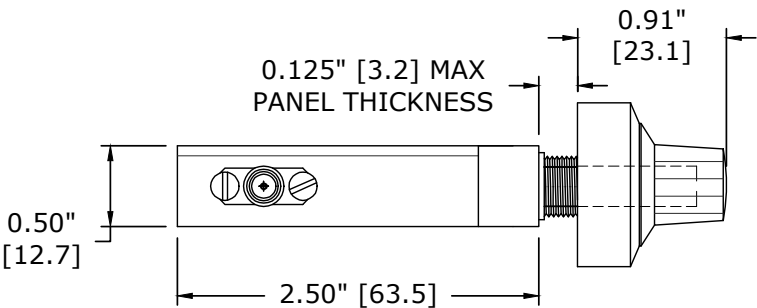
From 12.4 GHz To 18 GHz Rated To 5 Watts in a Dial Design



TOP VIEW



FRONT VIEW



SIDE VIEW

FAIRVIEW MICROWAVE INC.		NOTES: 1. UNLESS OTHERWISE SPECIFIED ALL DIMENSIONS ARE NOMINAL. 2. ALL SPECIFICATIONS ARE SUBJECT TO CHANGE WITHOUT NOTICE AT ANY TIME. 3. DIMENSIONS ARE IN INCHES [mm].			
ALLEN, TX 75013 WWW.FAIRVIEWMICROWAVE.COM		DWG NO		CAGE CODE	
TITLE		SA4079		3FKR5	
		CAD FILE	SHEET	SCALE	SIZE
		020615		N/A	A
					5568