

RG393 Flexible Coax Cable Tan FEP Jacket

Electrical Specifications

Description	Min	Typ	Max	Units
Frequency Range	DC		10	GHz
Impedance		50		Ohms
Velocity of Propagation		70		%
Nominal Capacitance		29.4 [96.46]		pF/ft [pF/m]

Performance by Frequency Band

Description	F1	F2	F3	F4	F5	Units
Frequency	0.01	0.1	1	5	10	GHz
Attenuation, Typ	0.6 1.97	2.1 6.89	7.5 24.61	21 68.9	35 114.83	dB/100ft dB/100m
Power In (CW), Max	25,000	6,300	1,700	620	350	Watts

Mechanical Specifications

Diameter	0.39 in [9.91 mm]
Weight	0.1575 lbs/ft [0.23 kg/m]

Construction Specifications

Description	Material and Plating	Diameter
Inner Conductor	Copper, Silver, 7 Strands	0.094 in [2.39 mm]
Conductor Type	Stranded	
Dielectric	PTFE	0.285 in [7.24 mm]
First Shield	Silver Plated Copper Braid 90% coverage	0.313 in [7.95 mm]
Second Shield	Silver Plated Copper Braid 90% coverage	0.341 in [8.66 mm]
Jacket	FEP, Tan	0.39 in [9.91 mm]

Environmental Specifications

Temperature	
Operating Range	-55 to +200 deg C

Compliance Certifications (see [product page](#) for current document)

Plotted and Other Data

Notes:



Configuration:

- Flexible Cable
- 2 Shield(s)

Features:

- 50 Ohm Impedance
- Stranded Silver Plated Copper Center Conductor
- PTFE Dielectric
- Double Silver Plated Copper Braid
- FEP Jacket Material 0.390 in Diameter







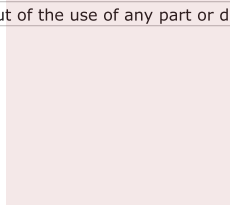
Fairview Microwave
301 Leora Ln., Suite 100
Lewisville, TX 75056
Tel: 1-800-715-4396 / (972) 649-6678
Fax: (972) 649-6689
www.fairviewmicrowave.com
sales@fairviewmicrowave.com

RG393 Flexible Coax Cable Tan FEP Jacket from Fairview Microwave has same day shipment for domestic and International orders. Our RF, microwave and millimeter wave products maintain a 99% availability and are part of the broadest selection in the industry.

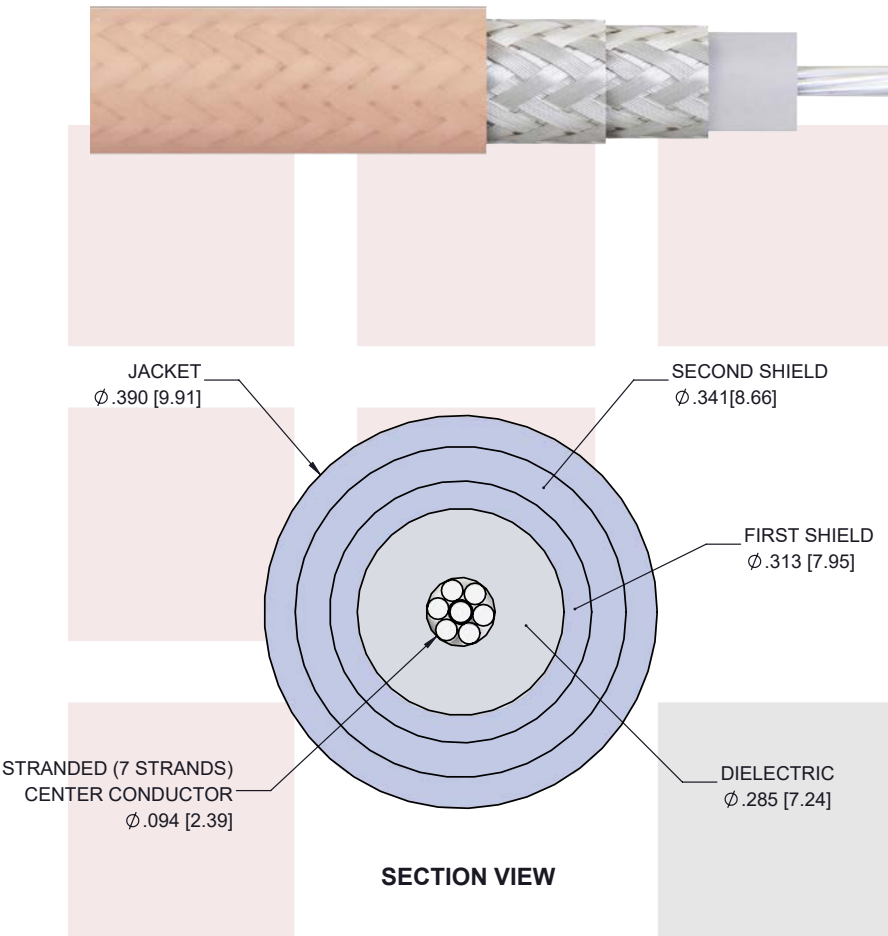
Click the following link to obtain additional part information: [RG393 Flexible Coax Cable Tan FEP Jacket RG393-FT](#)

URL: <https://www.fairviewmicrowave.com/rg393-flexible-coax-cable-fep-jacket-rg393-ft-p.aspx>


The information contained in this document is accurate to the best of our knowledge and representative of the part described herein. It may be necessary to make modifications to the part and/or the documentation of the part, in order to implement improvements. Fairview Microwave reserves the right to make such changes as required. Unless otherwise stated, all specifications are nominal. Fairview Microwave does not make any representation or warranty regarding the suitability of the part described herein for any particular purpose, and Fairview Microwave does not assume any liability arising out of the use of any part or documentation.



REVISIONS			
REV.	DESCRIPTION	DATE	APPROVED
A	INITIAL RELEASE	03/24/2022	AGANWANI



THESE COMMODITIES, TECHNOLOGY OR SOFTWARE WERE EXPORTED FROM THE UNITED STATES IN ACCORDANCE WITH THE EXPORT ADMINISTRATION REGULATIONS. DIVERSION CONTRARY TO U.S. LAW PROHIBITED.

<div><div><div></div><div></div><div></div><div></div></div><div><div>Fairview Microwave</div><div>an INFINITE brand</div></div></div>		UNLESS OTHERWISE SPECIFIED LEADING DIMENSIONS ARE INCHES DIMENSIONS IN [] ARE MILLIMETERS		THIRD-ANGLE PROJECTION 	
TITLE		TOLERANCES:		CABLE LENGTH (L) TOLERANCES:	
RG393 Flexible Coax Cable Tan FEP Jacket		.X = ±.2 [5.08] FRACTIONS ± 1/32		L ≤ 12 [305] = +1 [25] / -0	
		.XX = ±.02 [.51] ANGLES ± 1°		12 [305] < L ≤ 60 [1524] = +2 [51] / -0	
				60 [1524] < L ≤ 120 [3048] = +4 [102] / -0	
				120 [3048] < L ≤ 300 [7620] = +6 [152] / -0	
				300 [7620] < L = +5%L / -0	
		ALL DIMENSIONS SHOWN ARE FOR REFERENCE ONLY.		SHEET 1 OF 1	
		SIZE A CAGE CODE 3FKR5 DRAWN BY KDANG ITEM NO. RG393-FT		SCALE N/A	
				REV A	

T-Rev.D