

M39012/05-0101 RA N Male (Plug) Connector For RG214 Cable, Clamp

M39012/05-0101



Configuration

- N Male Connector
- 50 Ohms
- Right Angle Body Geometry
- Connector Interface Types: RG214

Features

- Operating Frequency of 11 GHz Max.
- Excellent VSWR of 1.25:1
- Gold Plated Beryllium Copper Contact

Applications

- General Purpose Test
- Custom Cable Assemblies

Description

M39012/05-0101 RA type N Male Standard Connector Clamp Attachment for RG214 Cable, part number M39012/05-0101, from Fairview Microwave is in-stock and ships same day. This type N male connector operates up to a maximum frequency of 11 GHz and offers excellent VSWR of 1.25:1. Its right angle body geometry facilitates connections in tight spaces.

Fairview's RA type N male connector M39012/05-0101 datasheet specifications and outline drawing are shown in this PDF below. Our extensive offering of RF, microwave and millimeter wave connectors allows designers to configure and customize their signal connections however they like. From providing an I/O for a board design to creating a custom cable assembly configuration, Fairview Microwave has a connector solution to meet your needs. Fairview Microwave also has the expertise to build your custom cable assemblies for you and ship them same-day.

Electrical Specifications

Description	Minimum	Typical	Maximum	Units
Frequency Range	DC		11	GHz
VSWR			1.25:1	
Dielectric Withstanding Voltage (AC)			2,500	Vrms
Impedance		50		Ohms

Mechanical Specifications

Size

Length	1.66 in [42.16 mm]
Width	1.36 in [34.54 mm]
Height	0.79 in [20.07 mm]
Weight	0.78 lbs [353.8 g]

Material Specifications

Description	Material	Plating
Contact	Beryllium Copper	Gold
Insulation	PTFE	
Outer Conductor	Brass	Silver
Body	Brass	Silver

M39012/05-0101 RA N Male (Plug)
Connector For RG214 Cable, Clamp

M39012/05-0101



Environmental Specifications

Temperature

Compliance Certifications (see [product page](#) for current document)

Plotted and Other Data

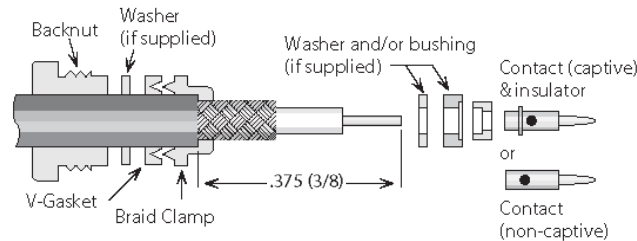
Notes:

M39012/05-0101 RA N Male (Plug) Connector For RG214 Cable, Clamp

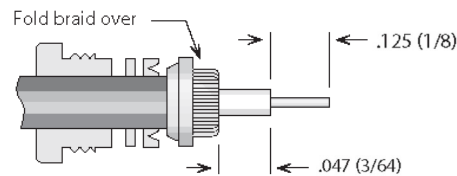
M39012/05-0101



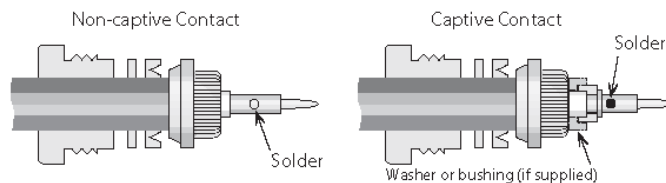
Assembly Instruction



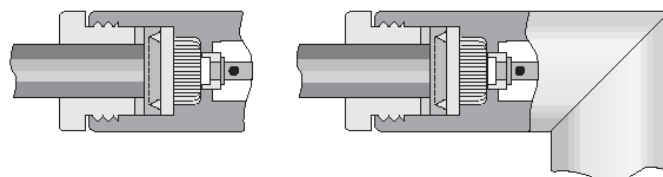
- 1) Trim cable jacket to dimension A. Slide backnut, washer, V-gasket, and braid clamp onto cable as shown. Cable jacket should bottom on step in braid clamp.



- 2) Comb braid wires out straight and fold back over front shoulder of braid clamp (braid wires should not overlap one another after folding). Trim braid wires flush with step of braid clamp. Trim cable dielectric and center conductor to dimensions B and C.



- 3) If support insulator is provided for RG-62 or 71 cable, insert into hollow in dielectric. Assemble rear bushing or washer (if supplied), rear insulator (if captive contact) and contact, and solder contact to center conductor. Rear of contact should be flush with cable dielectric end. For right angle connectors with access cap, omit this step entirely.



- 4) Insert prepared cable and hardware into body and tighten backnut. For right angle connectors with access cap, solder center conductor into slot in contact and tighten access cap.

M39012/05-0101 RA N Male (Plug) Connector For RG214 Cable, Clamp

M39012/05-0101



M39012/05-0101 RA N Male (Plug) Connector For RG214 Cable, Clamp from Fairview Microwave is in-stock and available to ship same-day. All of our RF/microwave products are available off-the-shelf from our ISO 9001:2008 certified facilities in Lewisville, Texas. Fairview Microwave is RF on-demand.

For additional information on this product, please click the following link: [M39012/05-0101 RA N Male \(Plug\) Connector For RG214 Cable, Clamp M39012/05-0101](https://www.fairviewmicrowave.com/n-male-standard-rg214-connector-m39012-05-0101-p.aspx)

URL: <https://www.fairviewmicrowave.com/n-male-standard-rg214-connector-m39012-05-0101-p.aspx>

The information contained within this document is accurate to the best of our knowledge and representative of the part described herein. It may be necessary to make modifications to the part and/or the documentation of the part in order to implement improvements. Fairview Microwave reserves the right to make such changes as required. Unless otherwise stated, all specifications are nominal. Fairview Microwave does not make any representation or warranty regarding the suitability of the part described herein for any particular purpose, and Fairview Microwave does not assume liability arising out of the use of any part or document.

M39012/05-0101 CAD Drawing

M39012/05-0101 RA N Male (Plug) Connector For RG214 Cable, Clamp

