

**Times Microwave LMR-240 Low Loss Flexible Coax Cable Black PE Jacket**

**Times Microwave Systems Coax Cable Specification**

**Electrical Specifications**

Description	Min	Typ	Max	Units
Frequency Range	DC		5.8	GHz
Cutoff Frequency		31		GHz
Impedance		50		Ohms
Velocity of Propagation		84		%
Time Delay		1.21 [3.97]		ns/ft [ns/m]
Shielding Effectiveness	90			dB
DWV (DC)			1,500	Vdc
Jacket Spark			5,000	Vrms
Inner Conductor DC Resist.			3.2	Ohms/1000ft
Outer Conductor DC Resist.			3.89	Ohms/1000ft
Nominal Capacitance		24.2		pF/ft
		[79.4]		[pF/m]
Nominal Inductance		0.06		uH/ft
		[0.2]		[uH/m]
Input Power (Peak)			5.6	kWatts

**Performance by Frequency Band**

Description	F1	F2	F3	F4	F5	Units
Frequency	50	150	220	450	900	MHz
Attenuation, Typ	1.7 5.58	3 9.84	3.7 12.14	5.3 17.39	7.6 24.93	dB/100ft dB/100m
Power In (CW), Max	1,150	660	540	380	260	Watts

Description	F6	F7	F8	F9	F10	Units
Frequency	1.5	1.8	2	2.5	5.8	GHz
Attenuation, Typ	9.9 32.48	10.9 35.76	11.5 37.73	12.9 42.32	20.4 66.93	dB/100ft dB/100m
Power In (CW), Max	200	180	170	150	100	Watts

**Mechanical Specifications**

Diameter	0.24 in [6.1 mm]
Weight	0.03 lbs/ft [0.04 kg/m]
Min. Bend Radius (Installation)	0.75 in [19.05 mm]
Min. Bend Radius (Repeated)	2.5 in [63.5 mm]
Bending Moment	0.25 lbs-ft [0.34 N-m]
Tensile Strength	80 lbs [36.29 kg]
Flat Plate Crush	20 lbs/in [0.36 kg/mm]



**Configuration:**

- Low Loss, Outdoor Flexible Cable
- 2 Shield(s)

Fairview Microwave  
301 Leora Ln., Suite 100  
Lewisville, TX 75056  
Tel: 1-800-715-4396 / (972) 649-6678  
Fax: (972) 649-6689  
[www.fairviewmicrowave.com](http://www.fairviewmicrowave.com)  
[sales@fairviewmicrowave.com](mailto:sales@fairviewmicrowave.com)

**Construction Specifications**

Description	Material and Plating	Diameter
Inner Conductor	Copper, 1 Strands	0.056 in [1.42 mm]
Conductor Type	Solid	
Dielectric	PE (F)	0.15 in [3.81 mm]
First Shield	Aluminum Tape	[ ]
Second Shield	Tinned Copper Braid	[ ]
Jacket	PE, Black	0.24 in [6.1 mm]

**Environmental Specifications**
**Temperature**

Operating Range

-40 to +85 deg C

Storage Range

-70 to +85 deg C

**Compliance Certifications** (see [product page](#) for current document)

**Plotted and Other Data**

Notes:

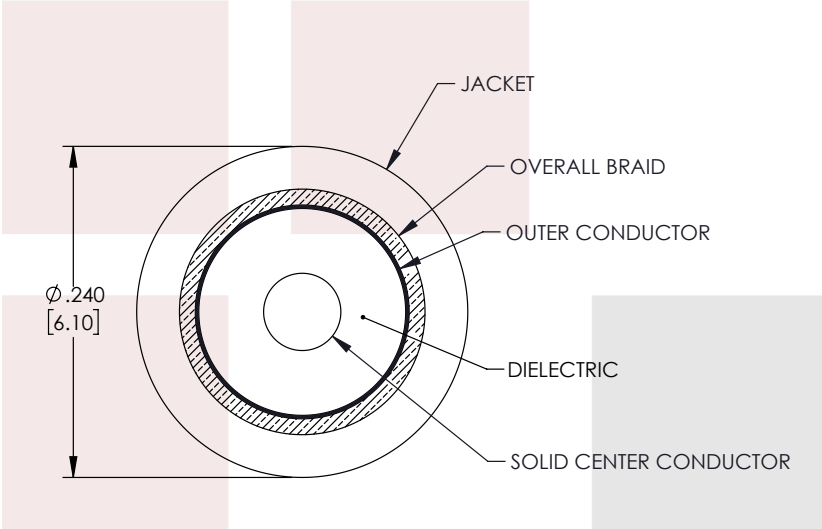
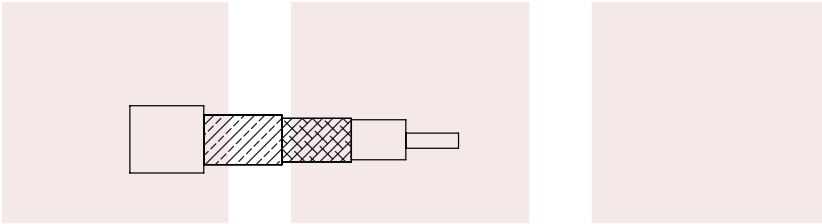
Times Microwave LMR-240 Low Loss Flexible Coax Cable Black PE Jacket from Fairview Microwave has same day shipment for domestic and International orders. Our RF, microwave and millimeter wave products maintain a 99% availability and are part of the broadest selection in the industry.

Click the following link to obtain additional part information: [Times Microwave LMR-240 Low Loss Flexible Coax Cable Black PE Jacket LMR-240-FT](#)


URL: <https://www.fairviewmicrowave.com/lmr240-low-loss-flexible-coax-cable-pe-jacket-lmr-240-ft-p.aspx>

The information contained in this document is accurate to the best of our knowledge and representative of the part described herein. It may be necessary to make modifications to the part and/or the documentation of the part, in order to implement improvements. Fairview Microwave reserves the right to make such changes as required. Unless otherwise stated, all specifications are nominal. Fairview Microwave does not make any representation or warranty regarding the suitability of the part described herein for any particular purpose, and Fairview Microwave does not assume any liability arising out of the use of any part or documentation.

REVISIONS				
REV.	DESCRIPTION	DATE	APPROVED	
A	INITIAL RELEASE	03/24/2022	AGANWANI	



THESE COMMODITIES, TECHNOLOGY OR SOFTWARE WERE EXPORTED FROM THE UNITED STATES IN ACCORDANCE WITH THE EXPORT ADMINISTRATION REGULATIONS. DIVERSION CONTRARY TO U.S. LAW PROHIBITED.

<div><div><div></div><div></div><div></div><div></div><div></div><div></div></div><div><div>Fairview Microwave</div><div>an INFINITE brand</div></div></div> <div>TITLE</div> <div>Times Microwave LMR-240 Low Loss Flexible Coax Cable Black PE Jacket</div>	UNLESS OTHERWISE SPECIFIED LEADING DIMENSIONS ARE INCHES DIMENSIONS IN [ ] ARE MILLIMETERS		THIRD-ANGLE PROJECTION  THE INFORMATION AND DESIGN IN THIS DOCUMENT IS THE PROPERTY OF FAIRVIEW MICROWAVE CORPORATION. ALL RIGHTS RESERVED.		
	TOLERANCES:		CABLE LENGTH (L) TOLERANCES:		
	.X = ±.2 [5.08] FRACTIONS ± 1/32 .XX = ±.02 [.51] ANGLES ± 1° .XXX = ±.005 [.13]		L ≤ 12 [305] = +1 [25] / -0 12 [305] < L ≤ 60 [1524] = +2 [51] / -0 60 [1524] < L ≤ 120 [3048] = +4 [102] / -0 120 [3048] < L ≤ 300 [7620] = +6 [152] / -0 300 [7620] < L = +5%L / -0		
ALL DIMENSIONS SHOWN ARE FOR REFERENCE ONLY.					SCALE N/A
SIZE A	CAGE CODE 3FKR5	DRAWN BY DZINN	ITEM NO. LMR-240-FT	REV A	

T-Rev.D