


WR-62 Waveguide Section 1.5 Inch Length Using UG-419/U Flange from 12 GHz to 18 GHz in Aluminum



FMW62S001-1.5

Features

- WR-62 Waveguide Section
- UG-419/U Square Cover Flanges
- Frequency Range 12 GHz to 18 GHz
- 1.5 Inch Length
- Maximum VSWR 1.1:1

Applications

- Transmission Systems
- Test and Laboratory Setups

Description

Fairview Microwave's FMW62S001-1.5 is a 1.5 inch WR-62 straight waveguide section that operates from 12 GHz to 18 GHz. This straight waveguide section offers a maximum 1.1:1 VSWR. The input and output of this straight waveguide section is a UG-419/U Square Cover Flanges. FMW62S001-1.5 is part of over 40,000 RF, microwave and millimeter wave components. WR-62 straight waveguide section will ship worldwide the same day it is purchased along with our other RF components.

Electrical Specifications

Description	Minimum	Typical	Maximum	Units
Frequency Range	12		18	GHz
VSWR			1.1:1	
Insertion Loss Max		0.2		dB

Mechanical Specifications

Waveguide Size	WR-62
Waveguide Design	Standard
Section Length	1.5 in [38.1 mm]

Description	Flange 1	Waveguide	Flange 2
Flange Type	UG Cover		UG Cover
Flange Designation	UG-419/U	WR-62	UG-419/U
Material	Aluminum	Aluminum	Aluminum

Size


Compliance Certifications (see [product page](#) for current document)

Plotted and Other Data

Notes:

- Values at +25 °C, sea level

WR-62 Waveguide Section 1.5 Inch Length Using UG-419/U Flange from 12 GHz to 18 GHz in Aluminum



FMW62S001-1.5

WR-62 Waveguide Section 1.5 Inch Length Using UG-419/U Flange from 12 GHz to 18 GHz in Aluminum from Fairview Microwave is in-stock and available to ship same-day. All of our RF/microwave products are available off-the-shelf from our ISO 9001:2008 certified facilities in Lewisville, Texas. Fairview Microwave is RF on-demand.

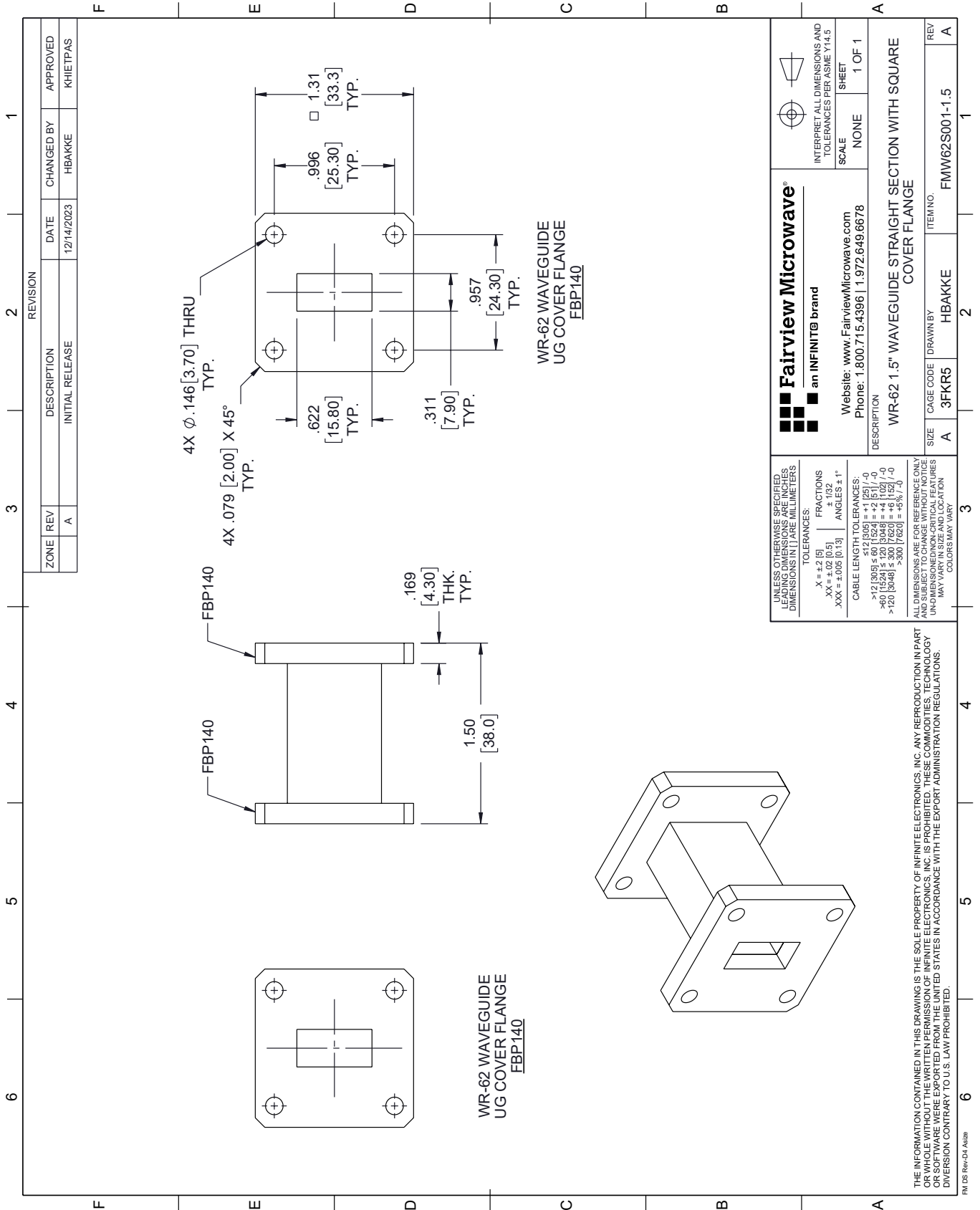
For additional information on this product, please click the following link: [WR-62 Waveguide Section 1.5 Inch Length Using UG-419/U Flange from 12 GHz to 18 GHz in Aluminum FMW62S001-1.5](#)

URL: <https://www.fairviewmicrowave.com/wr-62-waveguide-section-straight-ug419-ug-standard-fmw62s001-1.5-p.aspx>

The information contained within this document is accurate to the best of our knowledge and representative of the part described herein. It may be necessary to make modifications to the part and/or the documentation of the part in order to implement improvements. Fairview Microwave reserves the right to make such changes as required. Unless otherwise stated, all specifications are nominal. Fairview Microwave does not make any representation or warranty regarding the suitability of the part described herein for any particular purpose, and Fairview Microwave does not assume liability arising out of the use of any part or document.

FMW62S001-1.5 CAD Drawing

WR-62 Waveguide Section 1.5 Inch Length Using UG-419/U Flange from 12 GHz to 18 GHz in Aluminum



REVISION		DATE	CHANGED BY	APPROVED	
ZONE	REV	DESCRIPTION	DATE	CHANGED BY	APPROVED
	A	INITIAL RELEASE	12/14/2023	HBAKKE	KHIEPPAS

 Fairview Microwave an INFINIT® brand		 INTERPRET ALL DIMENSIONS AND TOLERANCES PER ASME Y14.5
Website: www.FairviewMicrowave.com Phone: 1.800.715.4396 1.972.649.6678		SCALE: NONE SHEET: 1 OF 1
DESCRIPTION: WR-62 1.5" WAVEGUIDE STRAIGHT SECTION WITH SQUARE COVER FLANGE		
SIZE: A	CAGE CODE: 3FKR5	ITEM NO.: FMW62S001-1.5
DRAWN BY: HBAKKE	REV: A	