

SMA Male to RA SMA Male MIL-DTL-17 Cable
M17/84-RG223 Coax in 60 Inch

MIL-DTL-17 SMA (M39012/55-3028) to SMA (M39012/56-3109) cable assemblies with test reports from Fairview Microwave are part of our full line of reliable RF components available with same-day shipping. These COTS (commercial-off-the-shelf) cable assemblies using M17/84-RG223 have traceable processes and materials that are recorded and provided in the included test report. The MIL-DTL-17 coaxial cable and MIL-PRF-39012 connectors are assembled with J-STD-001 soldering processes and meet WHMA-A-620 workmanship criteria. These carefully selected materials, assembly processes and test sequence ensure a dependable cable assembly for high reliability applications where the cost of failure or replacement is high. Each serialized SMA to SMA MIL-DTL-17 cable assembly is traceable to its component lots and test data ship with every cable.


This MIL-C-17 M39012/55-3028 to M39012/56-3109 cable assembly using M17/84-RG223 datasheet PDF contains specifications, CAD drawing and dimensions that are shown below. Fairview Microwave offers these high reliability RF cable assemblies with test data, and many other RF, microwave and millimeter wave components which allow designers to configure and customize their signal systems however they like. Whether the need is to provide reliable MIL-DTL-17 interconnects or supporting test reports, Fairview Microwave has the right cable assemblies for the job. Fairview can also expertly build your custom cable assemblies for you and ship same day.

Referenced Specifications

IPC/WHMA-A-620	Requirements and Acceptance for Cable and Wire Harness Assemblies
MIL-DTL-17	Cables, Radio Frequency, Flexible and Semirigid, General Specification for
MIL-STD-348	Radio Frequency Connector Interfaces for MIL-DTL-3643, MIL-DTL-3650, MIL-DTL-3655, MIL-DTL-25516, MIL-PRF-31031, MIL-PRF-39012, MIL-PRF-49142, MIL-PRF...
MIL-PRF-39012	Connectors, Coaxial, Radio Frequency, General Specification for
IPC J-STD-001	Requirements for Soldered Electrical and Electronic Assemblies
IPC J-STD-006	Requirements for Electronic Grade Solder Alloys and Fluxed and Non-Fluxed Solid Solders for Electronic Soldering Applications
SAE AS5942	Marking of Electrical Insulating Materials
SAE AS23053	Insulation Sleeving, Electrical, Heat Shrinkable, General Specifications For
SAE AS22520	Crimping Tools, Wire Termination, General Specification For

Material Specifications

Component	Specification
Cable	M17/84-RG223 in accordance with MIL-DTL-17
Connector 1	M39012/55-3028 in accordance with MIL-PRF-39012
Connector 2	M39012/56-3109 in accordance with MIL-PRF-39012
Heat Shrink 1	M23053/5-106-0 in accordance with SAE AS23053
Heat Shrink 2	M23053/5-106-0 in accordance with SAE AS23053



Configuration:

- Connector 1: M39012/55-3028(SMA Male)
- Connector 2: M39012/56-3109(SMA Male Right Angle)
- Cable: M17/84-RG223

Features:

- Max Frequency 12.4 GHz
- 65.9% Phase Velocity
- Double Shielded
- PVC Jacket
- J-STD-Soldering
- Lot Traceability Data
- Qualified cable and connectors (QPL)
- Acceptance Test Report
- RF Test Data
- In stock and ready to ship

Applications:

- Hi-Reliability
- Unmanned Systems
- Drones
- MIL-DTL-17 Requirements
- Military Electronics

Fairview Microwave
 301 Leora Ln., Suite 100
 Lewisville, TX 75056
 Tel: 1-800-715-4396 / (972) 649-6678
 Fax: (972) 649-6689
www.fairviewmicrowave.com
sales@fairviewmicrowave.com

Solder

SN63 in accordance with J-STD-006

Electrical Specifications

Description	Min	Typ	Max	Units
Frequency Range	DC		12.4	GHz
VSWR			1.7:1	
Velocity of Propagation		65.9		%
Capacitance	32.2 [105.64]			pF/ft [pF/m]
DC Resistance Inner Conductor	0.9 [2.95]			Ω/1000ft [Ω/Km]
Dielectric Withstanding Voltage (AC)			1,000	Vrms

Specifications by Frequency

Description	F1	F2	F3	F4	F5	Units
Frequency	0.05	0.4	1	5	12.4	GHz
Insertion Loss (Max.)	0.29	0.74	1.26	3.22	5.34	dB

Electrical Specification Notes:

The Insertion Loss data above is based on the performance specifications of the coax cable used in this assembly. The Insertion Loss includes an estimated insertion loss of 0.06*SQRT(GHz) dB maximum for the SMA Male connector and 0.15*SQRT(GHz) dB for the SMA Male right angle connector.

Mechanical Specifications

Cable Assembly

Description	Min	Typ	Max	Units
Length*	60 [152.4]	60 [152.4]	61 [154.94]	in [cm]
Cable Outer Diameter	0.208	0.212	0.216	in
Weight			0.25 [113.4]	lbs [g]

Cable Characteristics

Component	Specification
Cable Type	M17/84-RG223
Impedance	50 Ohms
Inner Conductor Type	Solid
Inner Conductor Mat. & Plat.	Silver Clad Copper
Dielectric Type	PE
Number of Shields	2
Shield Layer 1	Silver Clad Copper
Shield Layer 2	Silver Clad Copper
Outer Conductor Diameter	0.176 in [4.47 mm]
Jacket Material	PVC

Connector Characteristics

Description	Connector 1	Connector 2
Type	SMA Male	SMA Male Right Angle
Specification	MIL-PRF-39012	MIL-PRF-39012
Impedance	50 Ohms	50 Ohms
Contact Mat. & Plat.	Beryllium Copper, Gold	Brass, Gold
Contact Plating Spec.		ASTM B488
Dielectric Type	PTFE	Teflon
Body Mat. & Plat.	Passivated Stainless Steel	Steel, Gold
Body Plating Spec.		ASTM B488
Coupling Nut Mat. & Plat.	Passivated Stainless Steel	Steel, Passivated
Coupling Nut Plating Spec.		AMS-QQ-P-35
Seal Gasket Material	Silicone Rubber	Silicone Rubber
Contact Gage Spec.	0.000 in min	0.000 in min
Insulator Gage Spec.	0.000 in min	0.000 in min

Mechanical Specification Notes:

Environmental Specifications

Description	Specification
Temperature Operating Range	-40 to +85 deg C

Compliance Certifications (see [product page](#) for current document)

Process Specifications

Process	Specification
Soldering	in accordance with J-STD-001, class 3
Crimping	dies in accordance with SAE AS22520
Marking	shall meet the adherence requirements of SAE AS5942
Workmanship	shall be in accordance with IPC/WHMA-A-620, class 3

Tests and Inspections

Test	Sampling
Connector Gaging (pin and insulator position)	100%
Insertion Loss	100%
VSWR	100%
Dielectric Withstanding Voltage (DWV)	100%
Visual - workmanship, configuration and marking	100%
Length	C=0, 1.5 AQL
Mass	C=0, 1.5 AQL

Plotted and Other Data

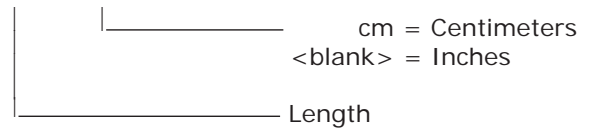
Notes:

- Values at 25°C, sea level.

How to Order

Part Number Configuration:

FMHR0052 - xx uu



Example: FMHR0052-12 = 12 inches long cable
 FMHR0052-100cm = 100 cm long cable

Cable Assembly Length Tolerances:

Imperial English		Metric	
"L" ≤ 1 ft	+0.5 in / -0 in	"L" ≤ 0.3 m	+12.5 mm / -0 mm
1 ft < "L" ≤ 5 ft	+1 in / -0 in	0.3 m < "L" ≤ 1.5 m	+25 mm / -0 mm
5 ft < "L" ≤ 10 ft	+2 in / -0 in	1.5 m < "L" ≤ 3 m	+50 mm / -0 mm
10 ft < "L" ≤ 25 ft	+3 in / -0 in	3 m < "L" ≤ 7.5 m	+75 mm / -0 mm
25 ft < "L"	+2%"L" / -0%"L"	7.5 m < "L"	+2%"L" / -0%"L"

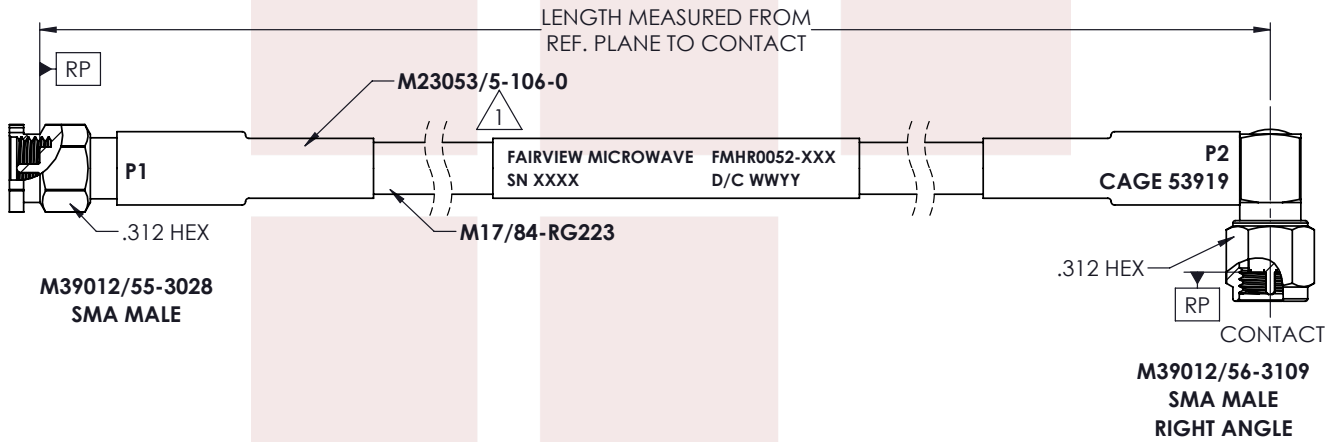
* Cable Length = "L"

SMA Male to RA SMA Male MIL-DTL-17 Cable M17/84-RG223 Coax in 60 Inch from Fairview Microwave has same day shipment for domestic and International orders. Our RF, microwave and fiber optic products maintain a 99% availability and are part of the broadest selection in the industry.

Click the following link to obtain additional part information: [SMA Male to RA SMA Male MIL-DTL-17 Cable M17/84-RG223 Coax in 60 Inch FMHR0052-60](#)

URL: <https://www.fairviewmicrowave.com/sma-male-ra-sma-male-cable-m17-84-rg223-coax-fmhr0052-60-p.aspx>

The information contained in this document is accurate to the best of our knowledge and representative of the part described herein. It may be necessary to make modifications to the part and/or the documentation of the part, in order to implement improvements. Fairview Microwave reserves the right to make such changes as required. Unless otherwise stated, all specifications are nominal. Fairview Microwave does not make any representation or warranty regarding the suitability of the part described herein for any particular purpose, and Fairview Microwave does not assume any liability arising out of the use of any part or documentation.



STANDARD TOLERANCES

.X ±0.2
 .XX ±0.01
 .XXX ±0.005

*STANDARD TOLERANCES APPLY ONLY TO DIMENSIONS IN INCHES

NOTES:

1. BLACK HEAT SHRINK WITH WHITE MARKINGS 3 PLACES.

		NOTES: 1. UNLESS OTHERWISE SPECIFIED ALL DIMENSIONS ARE NOMINAL. 2. ALL SPECIFICATIONS ARE SUBJECT TO CHANGE WITHOUT NOTICE AT ANY TIME. 3. DIMENSIONS ARE IN INCHES [mm].		
TITLE SMA Male to RA SMA Male MIL-DTL-17 Cable M17/84-RG223 Coax in 60 Inch		DWG NO FMHR0052		CAGE CODE 3FKR5
CAD FILE 11/16/18	SHEET 1 OF 1	SCALE N/A	SIZE A	CN2379