

SMA Female (Jack) Connector Crimp Attachment for LMR-400, LMR-400-DB, LMR-400-UF, LMR-400-UF-FR, TCOM-400, LMR-400-LLPX, LMR-LW400 Cable



FMCN5132

Configuration

- SMA Female Connector
- 50 Ohms
- Connector Interface Types: LMR-400, LMR-400-DB, LMR-400-UF, LMR-400-UF-FR, TCOM-400, LMR-400-LLPX, LMR-400-FR, LMR-LW400, TCOM-400-FR

Features

- Operating Frequency of 4 GHz Max.
- Excellent VSWR of 1.25:1
- Gold Plated Beryllium Copper Contact

Applications

- General Purpose Test
- Custom Cable Assemblies

Description

SMA Female Connector Crimp Attachment for LMR-400, LMR-400-DB, LMR-400-UF, LMR-400-UF-FR, TCOM-400, LMR-400-LLPX, LMR-400-FR, LMR-LW400 and TCOM-400-FR Cable, part number FMCN5132, from Fairview Microwave is in-stock and ships same day. This SMA female connector operates up to a maximum frequency of 4 GHz and offers excellent VSWR of 1.25:1.

Fairview's SMA female connector FMCN5132 datasheet specifications and outline drawing are shown in this PDF below. Our extensive offering of RF, microwave and millimeter wave connectors allows designers to configure and customize their signal connections however they like. From providing an I/O for a board design to creating a custom cable assembly configuration, Fairview Microwave has a connector solution to meet your needs. Fairview Microwave also has the expertise to build your custom cable assemblies for you and ship them same-day.

Electrical Specifications

Description	Minimum	Typical	Maximum	Units
Frequency Range	DC		4	GHz
VSWR			1.25:1	
Insulation Resistance	5,000			MOhms
Impedance		50		Ohms

Mechanical Specifications

Size

Length	1.42 in [36.07 mm]
Width	0.5 in [12.70 mm]
Height	0.5 in [12.7 mm]
Weight	0.034 lbs [15.42 g]

Material Specifications

Description	Material	Plating
Contact	Beryllium Copper	Gold
Insulation	PTFE	
Body	Brass	Tri-metal
Crimp Sleeve	Brass	Tri-metal

SMA Female (Jack) Connector Crimp Attachment for LMR-400, LMR-400-DB, LMR-400-UF, LMR-400-UF-FR, TCOM-400, LMR-400-LLPX, LMR-LW400 Cable



FMCN5132

Environmental Specifications

Temperature

Operating Range

-40 to +155 deg C

Compliance Certifications (see [product page](#) for current document)

Plotted and Other Data

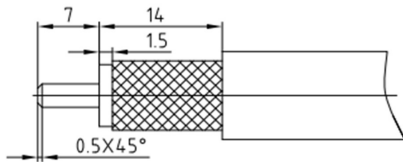
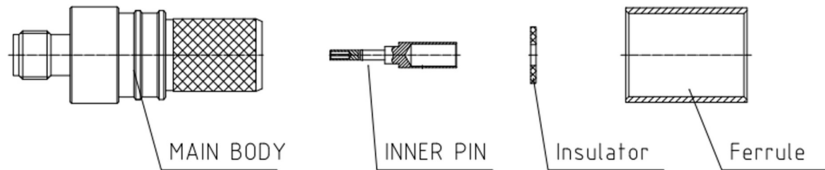
Notes:

SMA Female (Jack) Connector Crimp Attachment for LMR-400, LMR-400-DB, LMR-400-UF, LMR-400-UF-FR, TCOM-400, LMR-400-LLPX, LMR-LW400 Cable

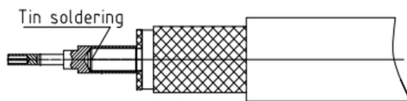


FMCN5132

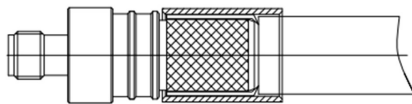
Assembly Instruction



1.A. Stripping dimension is as shown by diagram, attention should be paid while stripping.
B. Remove residual burr.



2.A. Solder inner conduct.
B. Remove residual burr.



3.Put the connector in place, Then push the ferrule.



4.A. Compression crimping sleeve
B. Push the heat shrink tube,blow it with heat gun.

SMA Female (Jack) Connector Crimp Attachment for LMR-400, LMR-400-DB, LMR-400-UF, LMR-400-UF-FR, TCOM-400, LMR-400-LLPX, LMR-LW400 Cable



FMCN5132

SMA Female (Jack) Connector Crimp Attachment for LMR-400, LMR-400-DB, LMR-400-UF, LMR-400-UF-FR, TCOM-400, LMR-400-LLPX, LMR-LW400 Cable from Fairview Microwave is in-stock and available to ship same-day. All of our RF/microwave products are available off-the-shelf from our ISO 9001:2008 certified facilities in Lewisville, Texas. Fairview Microwave is RF on-demand.

For additional information on this product, please click the following link: [SMA Female \(Jack\) Connector Crimp Attachment for LMR-400, LMR-400-DB, LMR-400-UF, LMR-400-UF-FR, TCOM-400, LMR-400-LLPX, LMR-LW400 Cable FMCN5132](#)

URL: <https://www.fairviewmicrowave.com/sma-female-lmr400-connector-fmcn5132-p.aspx>

The information contained within this document is accurate to the best of our knowledge and representative of the part described herein. It may be necessary to make modifications to the part and/or the documentation of the part in order to implement improvements. Fairview Microwave reserves the right to make such changes as required. Unless otherwise stated, all specifications are nominal. Fairview Microwave does not make any representation or warranty regarding the suitability of the part described herein for any particular purpose, and Fairview Microwave does not assume liability arising out of the use of any part or document.

FMCN5132 CAD Drawing

SMA Female (Jack) Connector Crimp Attachment for LMR-400, LMR-400-DB, LMR-400-UF, LMR-400-UF-FR, TCOM-400, LMR-400-LLPX, LMR-LW400 Cable

