

## RP TNC Male Connector Crimp/Solder Attachment for .240 inch, LMR-240, LMR-240-DB, LMR-240-UF Cable

RP TNC male connector with crimp/solder attachment for .240 inch, LMR-240, LMR-240-DB and LMR-240-UF, part number FMCN1604, from Fairview Microwave is in-stock and ships same day. Our reverse polarity male configuration uses a male connector body with a female inner contact receptacle. This TNC male connector operates up to a maximum frequency of 11 GHz.

Fairview's RP TNC male connector FMCN1604 datasheet specifications and outline drawing are shown in this PDF below. Our extensive offering of RF, microwave and millimeter wave connectors allows designers to configure and customize their signal connections however they like. From providing an I/O for a board design to creating a custom cable assembly configuration, Fairview Microwave has a connector solution to meet your needs. Fairview Microwave also has the expertise to build your custom cable assemblies for you and ship them same-day.

### Electrical Specifications

Description	Min	Typ	Max	Units
Frequency Range	DC		11	GHz
Operating Voltage (AC)			500	Vrms
DWV (AC)			1,500	Vrms

### Mechanical Specifications

<b>Size</b>	
Length	1.258 in [31.95 mm]
Width/Dia.	0.59 in [14.99 mm]
Weight	0.034 lbs [15.42 g]
Mating Cycles	500 Cycles

### Material Specifications

Description	Material	Plating
Contact	Phosphor Bronze	Gold
Insulation	PTFE	
Body	Brass	Nickel
Coupling Nut	Brass	Nickel

### Environmental Specifications

#### Temperature

Operating Range -65 to +165 deg C

### Compliance Certifications (see [product page](#) for current document)

### Plotted and Other Data

Notes:



### Configuration:

- TNC Male Reverse Polarity Connector
- 50 Ohms
- Straight Body Geometry
- .240 inch, LMR-240, LMR-240-DB, LMR-240-UF Interface Type
- Crimp/Solder Attachment

### Features:

- Operating Frequency of 11 GHz Max.
- Reverse Polarity
- Gold Plated Phosphor Bronze Contact

### Applications:

- General Purpose Test
- Custom Cable Assemblies


Fairview Microwave  
301 Leora Ln., Suite 100  
Lewisville, TX 75056  
Tel: 1-800-715-4396 / (972) 649-6678  
Fax: (972) 649-6689  
[www.fairviewmicrowave.com](http://www.fairviewmicrowave.com)  
[sales@fairviewmicrowave.com](mailto:sales@fairviewmicrowave.com)

RP TNC Male Connector Crimp/Solder Attachment for .240 inch, LMR-240, LMR-240-DB, LMR-240-UF Cable from Fairview Microwave is in-stock and available to ship same-day. All of our RF/microwave products are available off-the-shelf from our ISO 9001:2008 certified facilities in Lewisville, Texas. Fairview Microwave is RF on-demand.

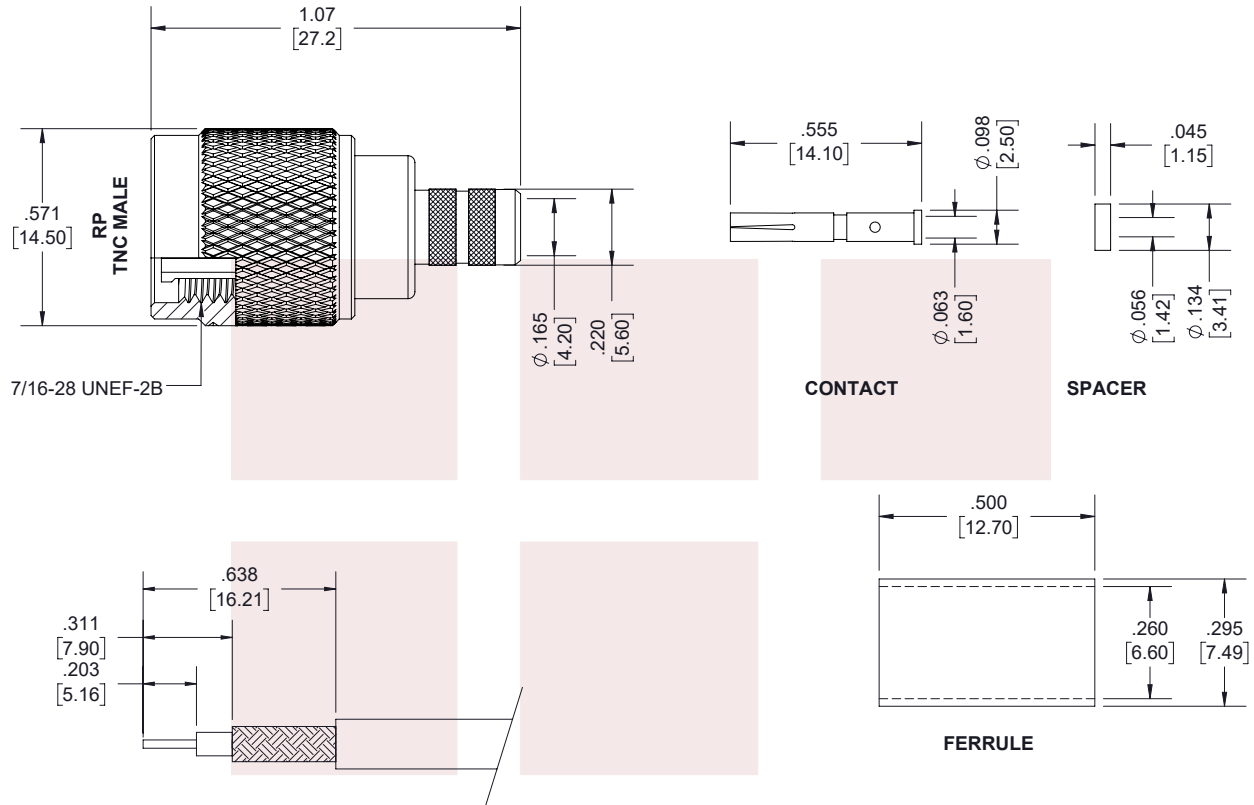
For additional information on this product, please click the following link: [RP TNC Male Connector Crimp/Solder Attachment for .240 inch, LMR-240, LMR-240-DB, LMR-240-UF Cable FMCN1604](#)

URL: <https://www.fairviewmicrowave.com/tnc-male-reverse-polarity-.240-lmr-240-lmr-240-db-lmr-240-uf-connector-fmcn1604-p.aspx>

The information contained in this document is accurate to the best of our knowledge and representative of the part described herein. It may be necessary to make modifications to the part and/or the documentation of the part, in order to implement improvements. Fairview Microwave reserves the right to make such changes as required. Unless otherwise stated, all specifications are nominal. Fairview Microwave does not make any representation or warranty regarding the suitability of the part described herein for any particular purpose, and Fairview Microwave does not assume any liability arising out of the use of any part or documentation.



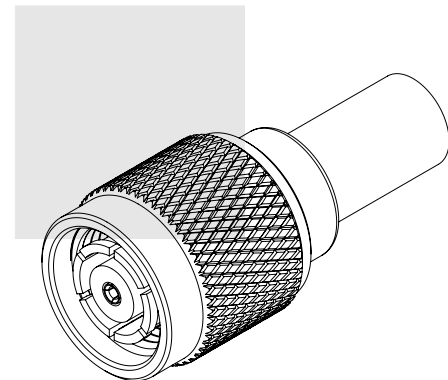
REVISIONS			
REV.	DESCRIPTION	DATE	APPROVED
A	INITIAL RELEASE	3/9/2021	S.ELLIS



#### STRIPPING DIMENSIONS

#### NOTES:

- CABLE ATTACHMENT:
  - OUTER: CRIMP.
  - INNER: SOLDER/CRIMP.
- CRIMP SIZE REQUIRED:
  - FERRULE: .255 [6.48] HEX. CRIMP TOOL.
  - CONTACT: .068 [1.73] HEX. CRIMP TOOL.



THESE COMMODITIES, TECHNOLOGY OR SOFTWARE WERE EXPORTED FROM THE UNITED STATES IN ACCORDANCE WITH THE EXPORT ADMINISTRATION REGULATIONS. DIVERSION CONTRARY TO U.S. LAW PROHIBITED.

TITLE  
RP TNC Male Connector Crimp/Solder Attachment for  
.240 inch, LMR-240, LMR-240-DB, LMR-240-UF Cable

UNLESS OTHERWISE SPECIFIED LEADING DIMENSIONS ARE INCHES  
DIMENSIONS IN [ ] ARE MILLIMETERS

TOLERANCES:		CABLE LENGTH (L) TOLERANCES:	
.X = ±.2 [5.08]	FRACTIONS	L ≤ 12 [305] = +1 [25] / -0	
.XX = ±.02 [51]	± 1/32	12 [305] < L ≤ 60 [1524] = +2 [51] / -0	
.XXX = ±.005 [13]	ANGLES ± 1°	60 [1524] < L ≤ 120 [3048] = +4 [102] / -0	
		120 [3048] < L ≤ 300 [7620] = +6 [152] / -0	
		300 [7620] < L = +5%L / -0	

ALL DIMENSIONS SHOWN ARE FOR REFERENCE ONLY.

SIZE	CAGE CODE	DRAWN BY	ITEM NO.	REV
A	3FKR5	K.DANG	FMCN1604	A

THIRD-ANGLE PROJECTION



THE INFORMATION AND  
DESIGN IN THIS DOCUMENT  
IS THE PROPERTY OF  
FAIRVIEW MICROWAVE CORPORATION.  
ALL RIGHTS RESERVED.

SHEET 1 OF 1

SCALE N/A