

TNC Male Connector Clamp/Solder Attachment for LL160 Cable

TNC male connector with clamp/solder attachment for LL160, part number FMCN1468, from Fairview Microwave is in-stock and ships same day. This TNC male connector operates up to a maximum frequency of 18 GHz and offers excellent VSWR of 1.16:1.

Fairview's TNC male connector FMCN1468 datasheet specifications and outline drawing are shown in this PDF below. Our extensive offering of RF, microwave and millimeter wave connectors allows designers to configure and customize their signal connections however they like. From providing an I/O for a board design to creating a custom cable assembly configuration, Fairview Microwave has a connector solution to meet your needs. Fairview Microwave also has the expertise to build your custom cable assemblies for you and ship them same-day.

Electrical Specifications

Description	Min	Typ	Max	Units
Frequency Range	DC		18	GHz
VSWR			1.16:1	
DWV (AC)			1,500	Vrms

Electrical Specification Notes:
Insertion Loss is 0.04*SQRT(Freq GHz)

Mechanical Specifications

Weight 0.0435 lbs [19.73 g]

Material Specifications

Description	Material	Plating
Contact	Beryllium Copper	Gold ASTM-B488
Insulation	PTFE	
Body	Passivated Stainless Steel	
Coupling Nut	Passivated Stainless Steel	
Gasket	Silicone Rubber	
Crimp Sleeve	Brass	Gold ASTM-B488
O-Ring	Silicone Rubber	

Environmental Specifications

Temperature

Operating Range -65 to +165 deg C

Compliance Certifications (see [product page](#) for current document)

Plotted and Other Data

Notes:



Configuration:

- TNC Male Connector
- 50 Ohms
- Straight Body Geometry
- LL160 Interface Type
- Clamp/Solder Attachment

Features:

- Operating Frequency of 18 GHz Max.
- Excellent VSWR of 1.16:1
- Gold Plated Beryllium Copper Contact
- Contact plating according to ASTM-B488

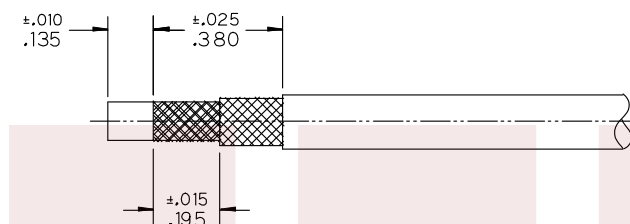
Applications:

- General Purpose Test
- Custom Cable Assemblies

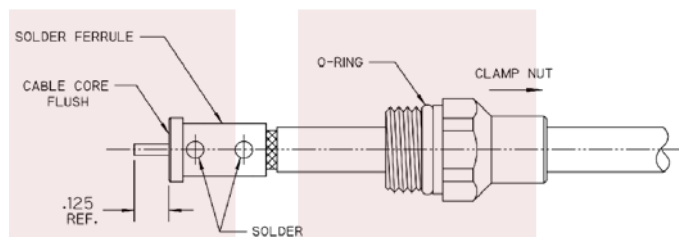
Fairview Microwave
301 Leora Ln., Suite 100
Lewisville, TX 75056
Tel: 1-800-715-4396 / (972) 649-6678
Fax: (972) 649-6689
www.fairviewmicrowave.com
sales@fairviewmicrowave.com

Assembly Instruction

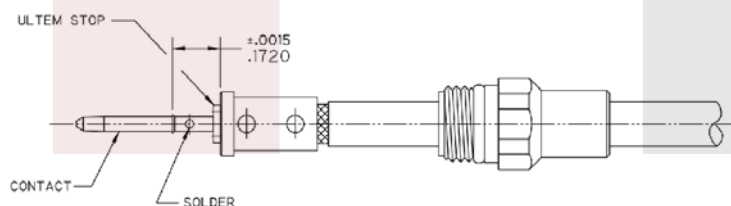
1. TRIM CABLE TO EXPOSE DIELECTRIC AND BRAIDS AS SHOWN.



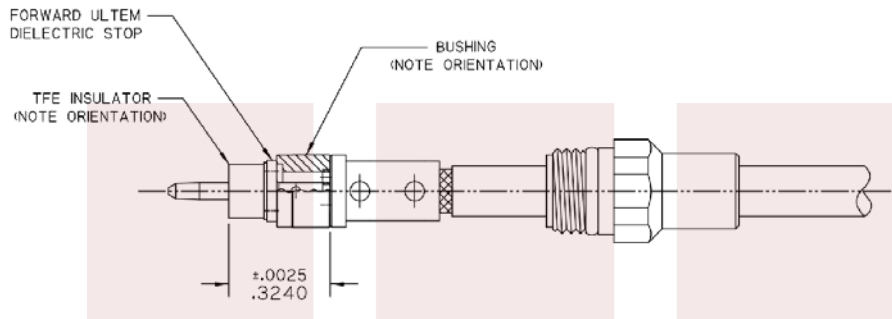
2.
 - A. INSTALL O-RING ONTO CLAMP NUT WHERE SHOWN AND SLIDE CLAMP NUT OVER CABLE IN ORIENTATION SHOWN.
 - B. INSERT CABLE INTO SOLDER FERRULE UNTIL INNER BRAID SEATS THEN SOLDER BRAIDS TO FERRULE WHERE SHOWN.
 - C. TRIM CABLE DIELECTRIC FLUSH WITH FACE OF SOLDER FERRULE.



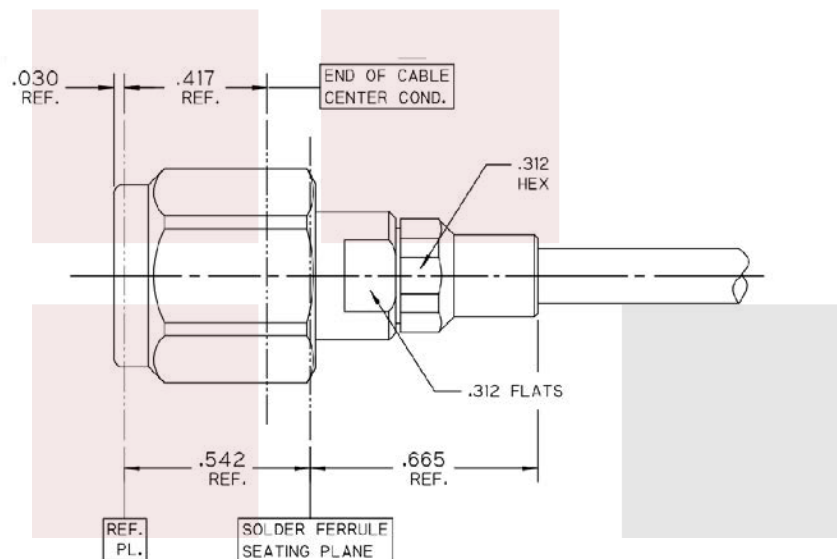
3.
 - A. SLIDE ULTEM DIELECTRIC STOP OVER CABLE CENTER CONDUCTOR AGAINST SOLDER FERRULE AS SHOWN.
 - B. SOLDER CONTACT FLUSH AGAINST STOP TO DIMENSION SHOWN.



4. SLIDE BUSHING, FORWARD ULTEM STOP & FORWARD TEFLON INSULATOR OVER CONTACT AS SHOWN.
(NOTE: ORIENT BUSHING WITH SMALLER DIAMETER C'BORE TOWARD SOLDER FERRULE. ORIENT FORWARD TFE INSULATOR WITH SHOULDER TOWARD STOP).



5. INSERT CABLE/CONTACT SUB-ASSEMBLY INTO CONNECTOR UNTIL SEATED AND TIGHTEN CLAMP NUT TO 35-45 IN-LBS.

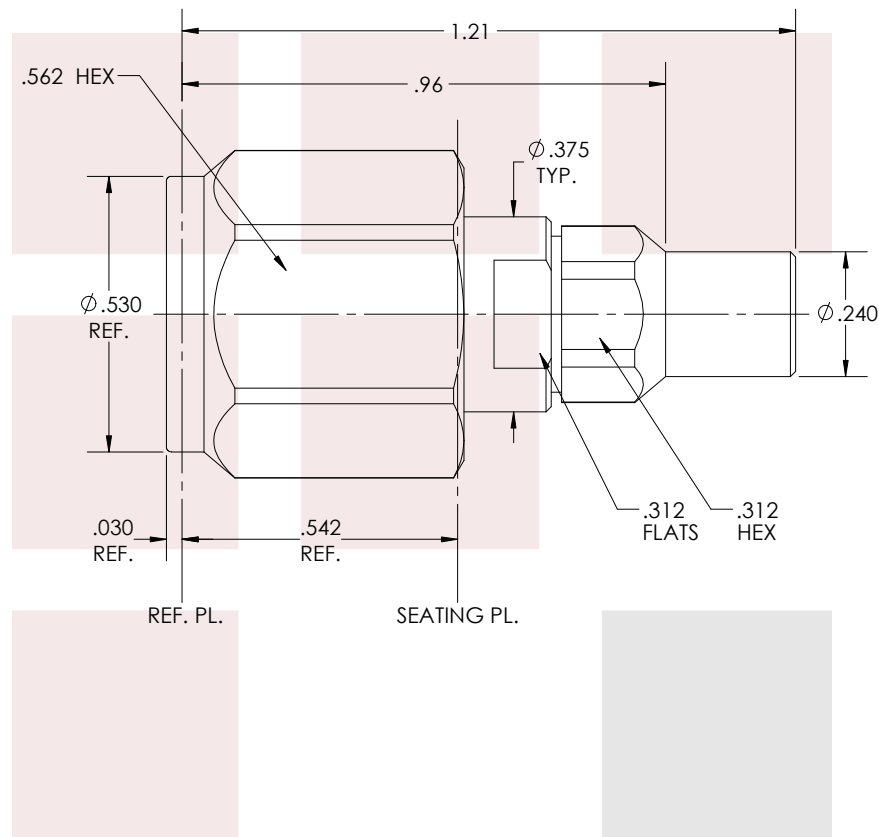


TNC Male Connector Clamp/Solder Attachment for LL160 Cable from Fairview Microwave is in-stock and available to ship same-day. All of our RF/microwave products are available off-the-shelf from our ISO 9001:2008 certified facilities in Allen, Texas. Fairview Microwave is RF on-demand.

For additional information on this product, please click the following link: [TNC Male Connector Clamp/Solder Attachment for LL160 Cable FMCN1468](https://www.fairviewmicrowave.com/tnc-male-ll160-connector-fmcn1468-p.aspx)

URL: <https://www.fairviewmicrowave.com/tnc-male-ll160-connector-fmcn1468-p.aspx>

The information contained in this document is accurate to the best of our knowledge and representative of the part described herein. It may be necessary to make modifications to the part and/or the documentation of the part, in order to implement improvements. Fairview Microwave reserves the right to make such changes as required. Unless otherwise stated, all specifications are nominal. Fairview Microwave does not make any representation or warranty regarding the suitability of the part described herein for any particular purpose, and Fairview Microwave does not assume any liability arising out of the use of any part or documentation.



STANDARD TOLERANCES

.X ±0.2
.XX ±0.01
.XXX ±0.005

*STANDARD TOLERANCES APPLY
ONLY TO DIMENSIONS IN INCHES

FAIRVIEW MICROWAVE INC.
ALLEN, TX 75013 WWW.FAIRVIEWMICROWAVE.COM

NOTES:
1. UNLESS OTHERWISE SPECIFIED ALL DIMENSIONS ARE NOMINAL.
2. ALL SPECIFICATIONS ARE SUBJECT TO CHANGE WITHOUT NOTICE AT ANY TIME.
3. DIMENSIONS ARE IN INCHES [mm].

TITLE TNC Male Connector Clamp/Solder Attachment for LL160 Cable	DWG NO FMCN1468		CAGE CODE 3FKR5		
	CAD FILE 01/11/18	SHEET	SCALE N/A	SIZE A	GF0006